

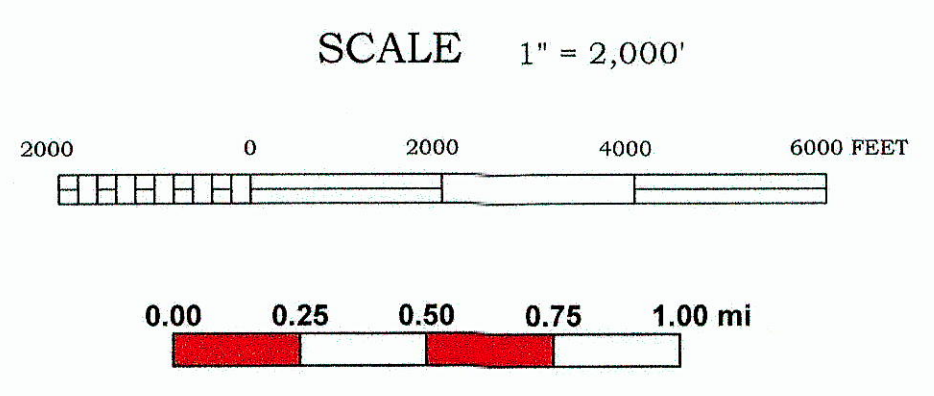
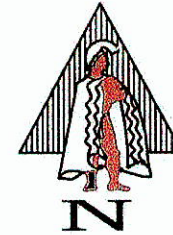


WAILUKU

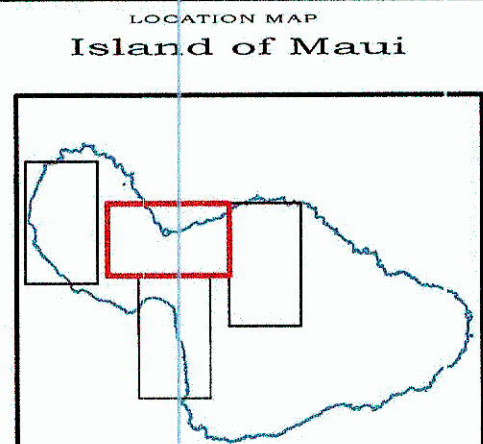
Legend

- Rural Principal Arterial - Other
- Rural Minor Arterial
- Rural Major Collector
- Rural Minor Collector
- Proposed / Committed / Under Construction
- Urban Areas
- Urban Principal Arterial - Interstate
- Urban Principal Arterial - Freeways/Expressways
- Urban Principal Arterial - Other
- Urban Minor Arterial
- Urban Major Collector
- Urban Minor Collector

County
State



DATE	REVISIONS
XXXXXX	X
XXXXXX	X
XXXXXX	X
XXXXXX	X
XXXXXX	X
XXXXXX	X
XXXXXX	X
XXXXXX	X
XXXXXX	X
XXXXXX	X
XXXXXX	X
XXXXXX	X
XXXXXX	X
XXXXXX	X
XXXXXX	X



HIGHWAY FUNCTIONAL CLASSIFICATION MAP
WAILUKU AND KAHULUI

PREPARED BY THE
STATE OF HAWAII
DEPARTMENT OF TRANSPORTATION
HIGHWAYS DIVISION
HIGHWAY PLANNING BRANCH
IN COOPERATION WITH THE
U.S. DEPARTMENT OF TRANSPORTATION
FEDERAL HIGHWAY ADMINISTRATION
2013

INSET MAP 2