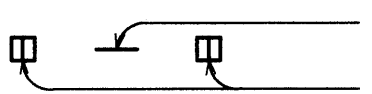
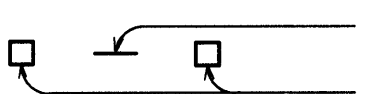


FED. ROAD DIST. NO.	STATE	PROJ. NO.	FISCAL YEAR	SHEET NO.	TOTAL SHEETS
HAWAII	HAW.	440A-01-10M	2010	7	15

LEGEND




4 each Type A Raised Pavement Markers  
Type C Raised Pavement Markers @ 40'-0" o.c.



4 each Type J Raised Pavement Markers  
Type D Raised Pavement Markers @ 40'-0" o.c.




8" White Stripe with Type C Raised Pavement Markers @ 20'-0" o.c. (Thermoplastic)




4" Double Solid Yellow with Type D Raised Pavement Markers @ 20'-0" o.c. (Thermoplastic)



4" Double Solid Yellow Stripes with Type H Raised Pavement Markers @ 20'-0" o.c. (Thermoplastic)




4" Yellow Edge Stripe with Type H Raised Pavement Markers @ 40'-0" o.c. (Thermoplastic)



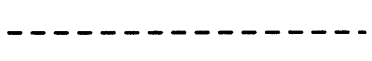
4" Double Solid White Stripes with Type C Raised Pavement Markers @ 20'-0" o.c. (Thermoplastic)



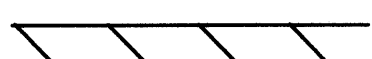
Lane Change Restriction Marking  
4 each Type A Raised Pavement Markers Unless Noted Otherwise in The Plans  
Type C Raised Pavement Markers @ 20'-0" o.c.  
4" White Stripe (Thermoplastic)



4" or 8" White Edge Stripe with Type C Raised Pavement Markers @ 40'-0" o.c. (Thermoplastic)



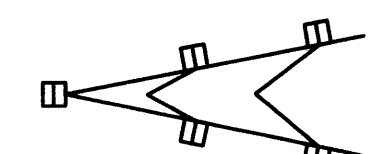
4" White Guide Lines (Thermoplastic)



Transverse Median Marking (Thermoplastic)



Transverse Shoulder Marking (Thermoplastic)



Channelizing Island or Deceleration Lane Gore (Thermoplastic)



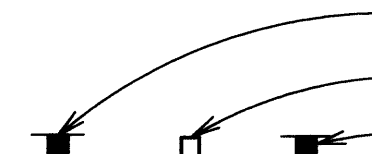
Crosswalk and Stop Line. All Stop Lines shall be 10'-0" from Crosswalk unless otherwise noted. The circled number indicates the number of lanes for payment (Thermoplastic)



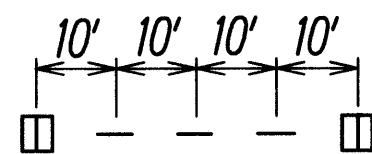
Pavement Arrow (Thermoplastic)



STOP



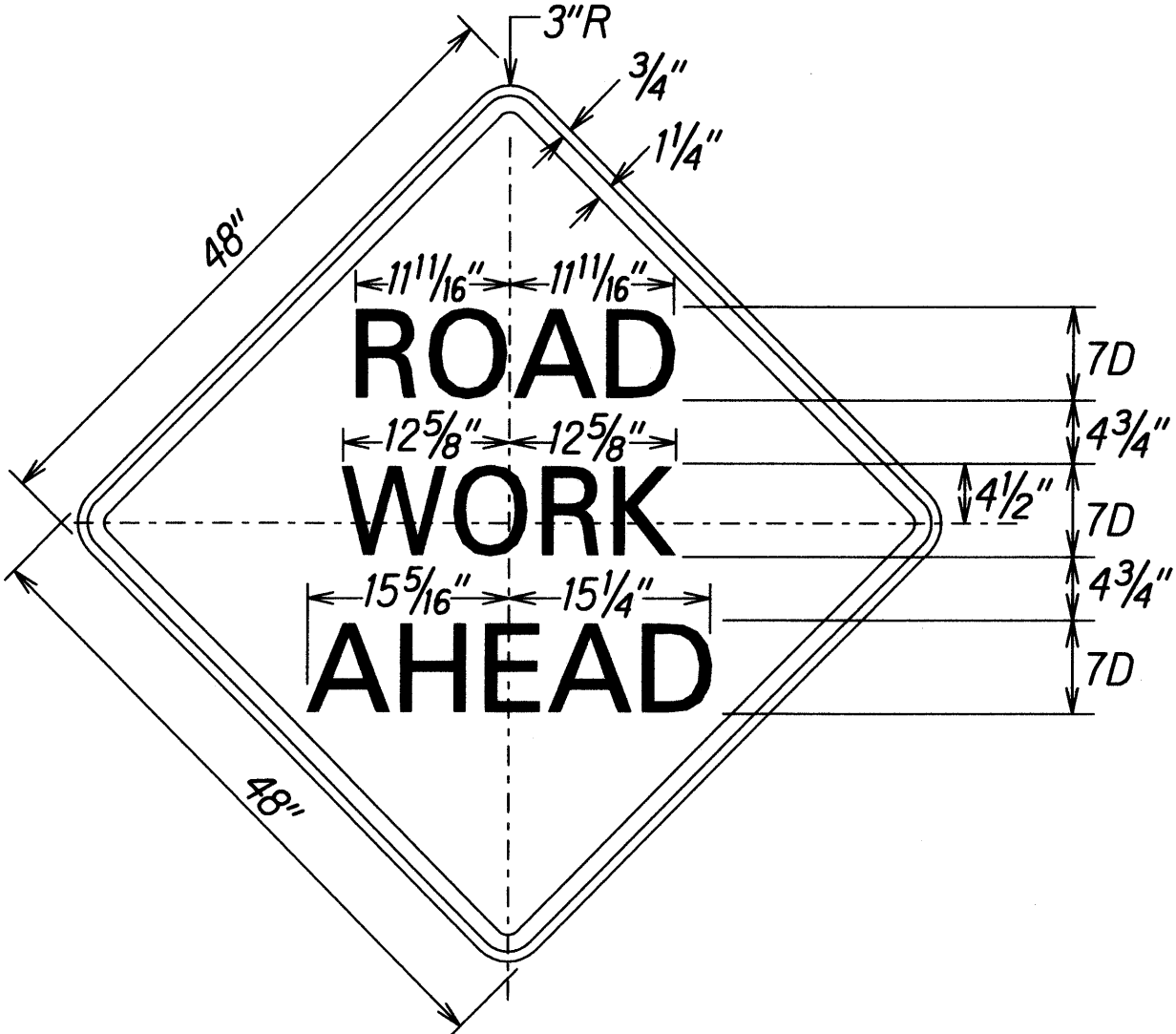
Pavement Word (Thermoplastic)  
4 Each Type J Raised Pavement Markers  
Type D Raised Pavement Markers @ 40'-0" o.c.  
Type H Raised Pavement Markers (Reflective Surface facing no-passing direction)  
4" Single Solid Yellow Stripe (Thermoplastic)



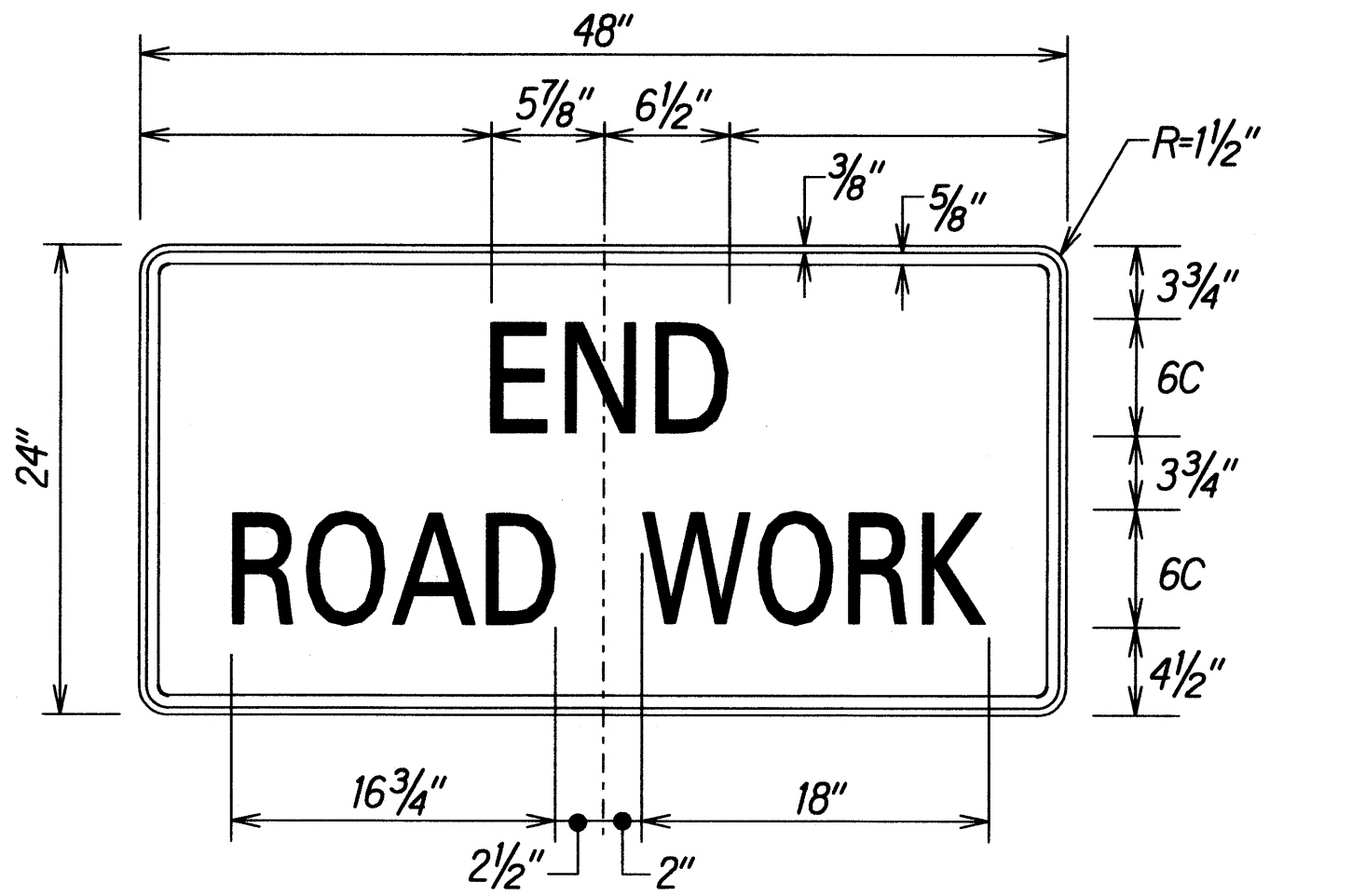
Extension of Edge Line, 4" Wide x 2'-0" Long White Stripe @ 10'-0" o.c. w/Type C Markers @ 40'-0" o.c. (Thermoplastic)

NOTES

1. Layout of pavement markings and striping shall be done by the Contractor and approved by the Engineer prior to any installation work.
2. Existing pavement markings not incorporated in the final traffic pattern shall be removed as directed by the Engineer. Costs shall be incidental to the various pavement marking items.
3. Raised pavement markers shall not be installed within crosswalks.
4. Final locations of all signs shall be approved by the Engineer prior to any installation work.
5. Final locations of all Stop Lines shall be approved by the Engineer prior to installation.
6. All pavement striping shall be as noted on the legend or plans.
7. All preformed pavement marking tapes over existing pavement shall be applied with an approved primer as recommended by the tape manufacturer and as approved by the Engineer. The primer shall be allowed to dry to the tacky stage prior to tape application.
8. The Contractor shall erect at the beginning of the project and at the end of the project advance construction warning signs placed as indicated on the plans or as directed by the Engineer for the duration of the highway project and shall be maintained by the Contractor. These signs shall be placed in addition to the required traffic control signs called for in Section 645 - Traffic Control. The advance construction warning signs shall be new and become the property of the State. The Contractor shall remove, clean, and deliver the signs and posts to the District Baseyard, or as directed by the Engineer, upon the completion of the project.



CW20-1Ad  
Scale: 1" = 1'-0"  
Colors:  
Legend: Black (Non Refl)  
Background: Orange



CG20-2A  
Scale: 1 1/2" = 1'-0"  
Colors:  
Legend: Black (Non Refl)  
Background: Orange (Refl)

STATE OF HAWAII  
DEPARTMENT OF TRANSPORTATION  
HIGHWAYS DIVISION

**PAVEMENT MARKING  
LEGEND, DETAILS & NOTES**

KAUMALAPAU HIGHWAY PAVEMENT  
PREVENTIVE MAINTENANCE  
Kaumalapau Harbor to Landfill Access Road  
Project No. 440A-01-10M

Scale: As Noted Date: April, 2010

SHEET No. 1 OF 1 SHEETS

SURVEY PLOTTED BY	DATE
DRAWN BY	
DESIGNED BY	
QUANTITIES BY	
CHECKED BY	
ORIGINAL PLAN	
NOTE BOOK	
ddlx	
N. Adgn	