







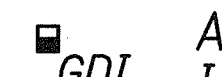
GENERAL NOTES

1. The scope of work for this project includes reconstructing weakened pavement areas; cold planing; resurfacing; removing existing pavement markings and traffic signs; removing existing guardrail end treatments; installing new milled rumble strips, pavement markings and traffic signs; installing new guardrail end treatments; cleaning existing culvert and drainage structures; constructing grouted rubble paving; and dressing of shoulders.
2. The Contractor is reminded of the requirements of Subsection 105.16 - Subcontracts.
3. The Contractor's attention is directed to the following Sections of the Special Provisions: Subsection 107.06 - Contractor Duty Regarding Public Convenience; Subsection 104.11 - Utilities and Services; and Section 645 - Work Zone Traffic Control.
4. At the end of each day's work, the Contractor shall remove all equipment and other obstructions to permit free and safe passage of public traffic.
5. The existence and location of underground utilities, manholes, monuments and structures as shown on the plans are from the latest available data but the accuracy is not guaranteed. The encountering of other obstacles during the course of work is possible. The Contractor shall be held liable for any damages incurred to the existing facilities and/or improvements as a result of his operations.
6. The exact locations and limits or areas to be excavated, reconstructed and cold planed shall be determined in the field by the Engineer.
7. The Contractor shall notify the Engineer in writing, two (2) weeks prior to starting paving operations.
8. All lanes shall be open to traffic during the hours from 6:30 A.M. to 6:00 P.M. Only one lane of highway shall be closed at any other time. Night time working hours are specified in Section 107 of the Special Provisions. Failure of the Contractor to open all lanes of traffic during the times specified above shall result in assessment of liquidated damages as specified in Section 108.09 of the Special Provisions.
9. The Contractor shall remove and dispose of all existing raised pavement markers and traffic tapes prior to the overlaying of Asphalt Concrete. This work shall be considered incidental to Item 402.0100 - Superpave Asphalt Concrete Pavement and will not be paid for separately.
10. Smooth riding connections shall be constructed at all limits of resurfacing, including the beginning and end of project, connecting approaches, side streets and driveways as shown on the plans.
11. Trimming and dressing of shoulder, sidewalk and bus turnout shall consist of clearing, grubbing, grading, reshaping and compacting the unpaved shoulders with suitable material as shown on the plans and/or as directed by the Engineer. Suitable materials shall include materials from roadway excavation, including topsoil and base material therefrom, and if necessary, additional materials from borrow outside the limits of the right of way. Asphalt concrete removed from cold planing, reconstruction and roadway excavation shall not be used for dressing of shoulder, sidewalk or bus turnout. Hydro-mulch all areas of shoulder that has been dressed. This work shall be considered incidental to the various contract items.
12. Earth swale shall be graded to drain. Graded swales shall be grassed. This work shall be considered incidental to the various contract items.
13. Existing drainage system will be functional at all times during construction. The Contractor shall furnish materials, equipment, labor, tools and incidentals necessary to maintain flow. This work shall be considered incidental to various contract items.
14. The Contractor shall provide for access to and from all existing driveways, sidewalks and ADA access routes, and side streets and cross streets at all times. This work shall be considered incidental to the various contract items, and will not be paid for separately.
15. All saw cutting work shall be considered incidental to Item 402.0100 - Superpave Asphalt Concrete Pavement and will not be paid for separately.

16. Prior to his resurfacing operations, the Contractor shall be responsible for locating, preserving and marking all utility & highway facilities that will require adjustments to the new finished pavement grade. Additionally, the Contractor shall submit to the Engineer a list of all items, including water, drainage, sewer, electrical, telephone and cable utilities to be adjusted to the new finished grade.
17. After completion of resurfacing, the Contractor and the Engineer will test for, and determine ponding areas (i.e. low spots within the resurfaced area). It shall be the responsibility of the Contractor to correct and resurface and/or repair all such ponding areas.
18. Contractor shall exercise extreme caution to preserve BENCHMARKS (Survey Monuments). Whenever the center of a Survey Monument is less than three (3) feet from the edge of construction, the Contractor shall retain a Licensed Land Surveyor to reference the location of said Survey Monument.
- Benchmarks that are disturbed or destroyed shall be restored under a Licensed Land Surveyor's direction. Copies of field notes, descriptions and new values of the new benchmark shall be sent to the Department of Transportation, Highways Division, Cadastral Engineering Section, for review and approval prior to construction.
19. All new reference survey monuments shall be set under a Licensed Land Surveyor's direction. Copies of field notes, descriptions and values of the new survey monuments shall be sent to the Department of Transportation, Highways Division, Cadastral Engineering Section, for review and approval prior to construction.
20. Any work specified in the contract but not listed separately in the proposal schedule shall be considered incidental to other various contract items and shall not be paid for separately.
21. All asphalt concrete materials from cold planing, reconstruction and roadway excavation operations shall become the property of the State. The Contractor shall deliver these materials to the Lihue Airport's baseyard stockpile area. The Contractor shall separate the clean cold-planed material from the cold-planed material mixed with base course. This work shall be considered incidental to the various contract items.
22. No material and/or equipment shall be stockpiled or otherwise stored within the highway right-of-way except at locations designated in writing and approved by the Engineer. If use of location is approved by the Engineer, the Contractor shall obtain a permit to use the property within the highway right-of-way from the State Highways Division at telephone no. 241-3000.
23. Prior to commencing his operations, the Contractor shall contact the County of Kauai, Department of Water Operations Division (Phone No. 245-5444) and make arrangements for the Department to locate and mark the existing water facilities within the project limits, such as waterlines, valve boxes and manhole frame/covers (including ones that may have been inadvertently paved over on previous resurfacing projects). The tops of the existing valve boxes, manhole frame/covers, etc., shall be adjusted to match the new finished grades noted on the construction plans.
24. It shall be the Contractor's responsibility to offset and record locations of the valve boxes and manhole frame/covers as marked by the Department of Water for the purposes of adjusting to the new finish grade. The Contractor shall preserve all offset stakes marking the locations of the valve boxes and manhole frame/covers. If offset stakes are damaged or lost, it shall be the Contractor's sole responsibility to survey and re-stake the locations of the valve boxes and manhole frame/covers.
25. Excavation, weep holes and backfilling works for the construction of Grouted Rubble Paving shall be considered incidental to Item No 612.0100 - Grouted Rubble Paving.
26. Construction of dust fence including furnishing of materials shall be part of the project's Best Managment Practices Plan.

27. All workers within the State right-of-way who are exposed to either vehicles using the roadway or to construction equipment shall wear high-visibility safety apparel that meets the Performance Class 2 or 3 requirements of ANSI/ISEA 107-2004. "Workers" is defined as people on foot whose duties place them with the State right-of-way, such as, but not limited to construction and maintenance forces, equipment operators, survey crews, utility crews, responders to incidents (e.g., EMT and firemen), and law enforcement personnel directing traffic, investigating accidents, handling lane closures and obstructed roadways.
28. Connection to existing guardrail, removal and disposal of existing end treatment, steel rail and posts shall be incidental to various items of work.
29. Areas underneath all guardrail shall be paved with Superpave Asphalt Concrete Pavement. (refer to Plan Sheet Nos 9, 10, 11, 12, 13, 14, ADD.14S1 & ADD. 14S2 for locations of guardrail).
30. Removal and disposal of concrete blocks and backfilling the holes shall be incidental to Item 606.3131 - Guardrail, Type 3 W-Beam with Strong Post (6-Ft. Post) and will not be paid separately.

LEGEND

-----	Milled Rumble Strips	□ □	Existing Metal Guardrail
	Cold Planing Areas		New Metal Guardrail
	Reconstruction Areas		Adjusted and/or Relocated Metal Guardrail
	Resurfacing Limits		Existing Fire Hydrant
°pp	Existing Power Pole	—Δ—12—	Existing Sewer Line
°emh	Existing Electric Manhole	—S—12—	New 12" Sewer Line
°EMH	Adjusted Elec. MH Frame/Cover	°Δmh	Existing Sewer Manhole
□epb	Existing Electric Pullbox	°SMH	Adjusted Sewer Manhole
°tmh	Existing Telephone Manhole	°SMH	New Sewer Manhole
°TMH	Adjusted Tel. MH Frame/Cover	°mon.	Existing Monument
□tpb	Existing Telephone Pullbox	°MON.	Adjusted Monument
—w—12—	Existing 12" Water Line	°MON.	New Monument
°wmh	Existing Water Manhole	---d--24---	Existing 24" Drain Line
°WMH	Adjusted Water MH Frame/Cover	°Δdmh	Existing Storm Drain Manhole
°av	Existing Water Air Valve	°SDMH	Adjusted Storm Drain Manhole
°AV	Adjusted Water Air Valve	□gdi	Existing Grated Drop Inlet
°wv	Existing Water Valve Box	□GDI	New Grated Drop Inlet
°WV	Adjusted Water Valve Box		Adjusted/Reconstructed Drain Inlet or Replaced Steel Grate
□wm	Existing Water Meter Box		
°WM	Adjusted Water Meter Box		
°WM	New Type "X" Water Meter Box		
▮	Existing Traffic Sign		
▮	New Traffic Sign		

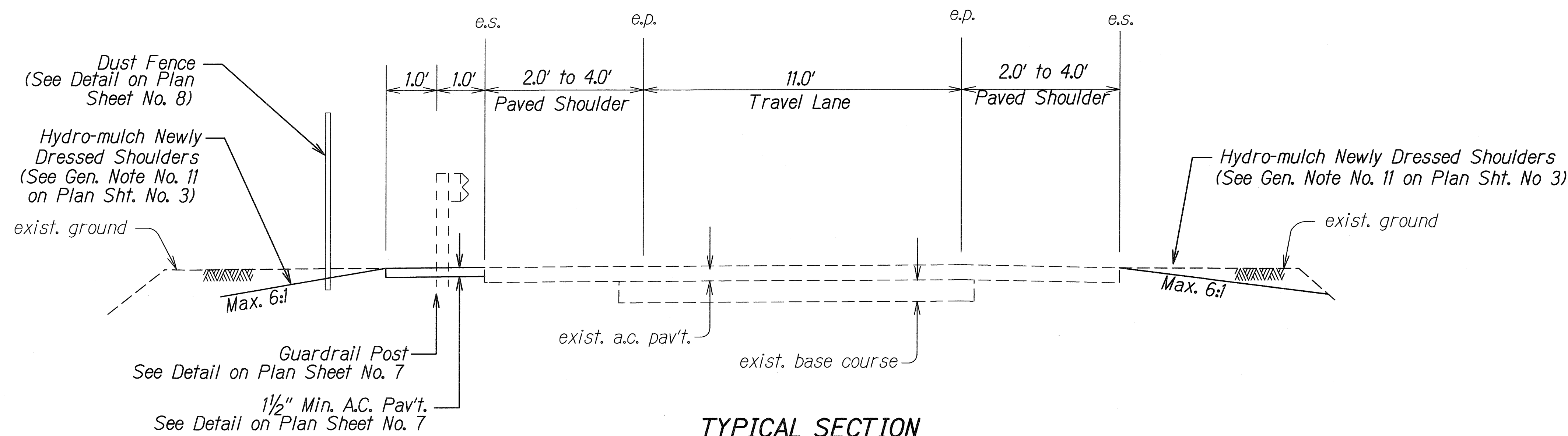
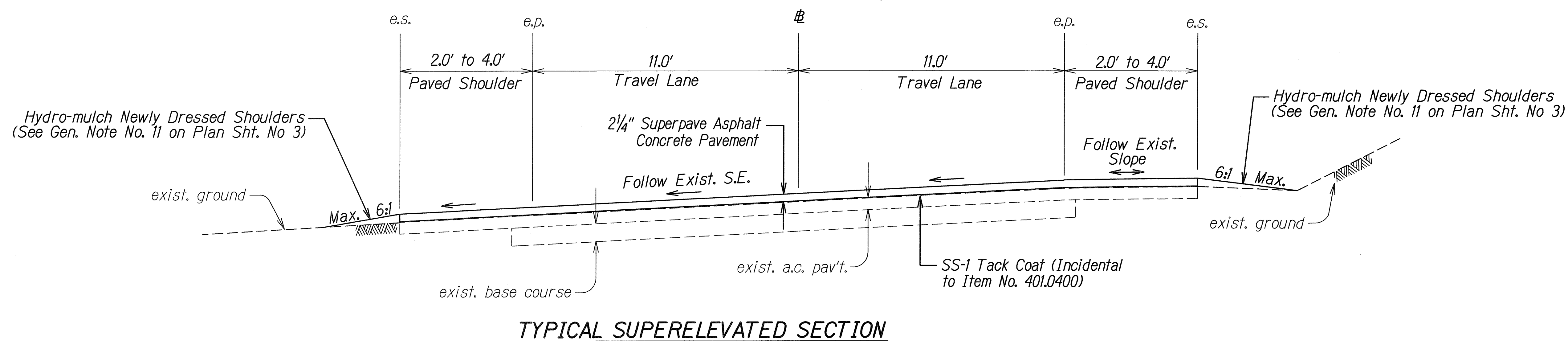
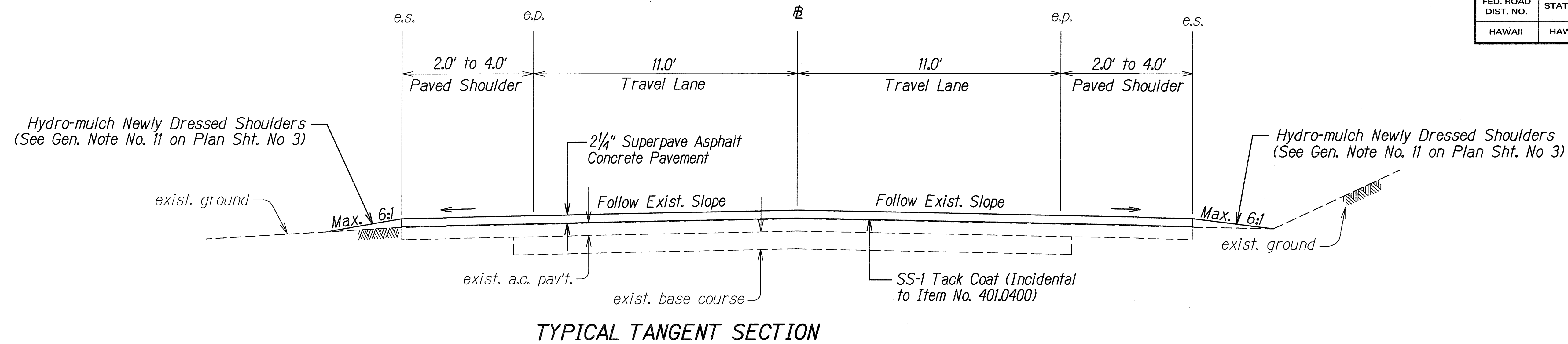
6/17/10	Replace Plan Sheet No. 3 with Plan Sheet No. ADD.3
DATE	REVISION
STATE OF HAWAII DEPARTMENT OF TRANSPORTATION HIGHWAYS DIVISION <b>GENERAL NOTES AND LEGEND</b> TEMPORARY KAPAA BYPASS ROAD RESURFACING Mile Post 0.07 to Mile Post 2.26 Project No. 5600-02-10M Date: June 2010	

SHEET No. 1 OF 1 SHEETS

ADD.3



FED. ROAD DIST. NO.	STATE	PROJ. NO.	FISCAL YEAR	SHEET NO.	TOTAL SHEETS
HAWAII	HAW.	5600-02-10M	2010	ADD.6	29



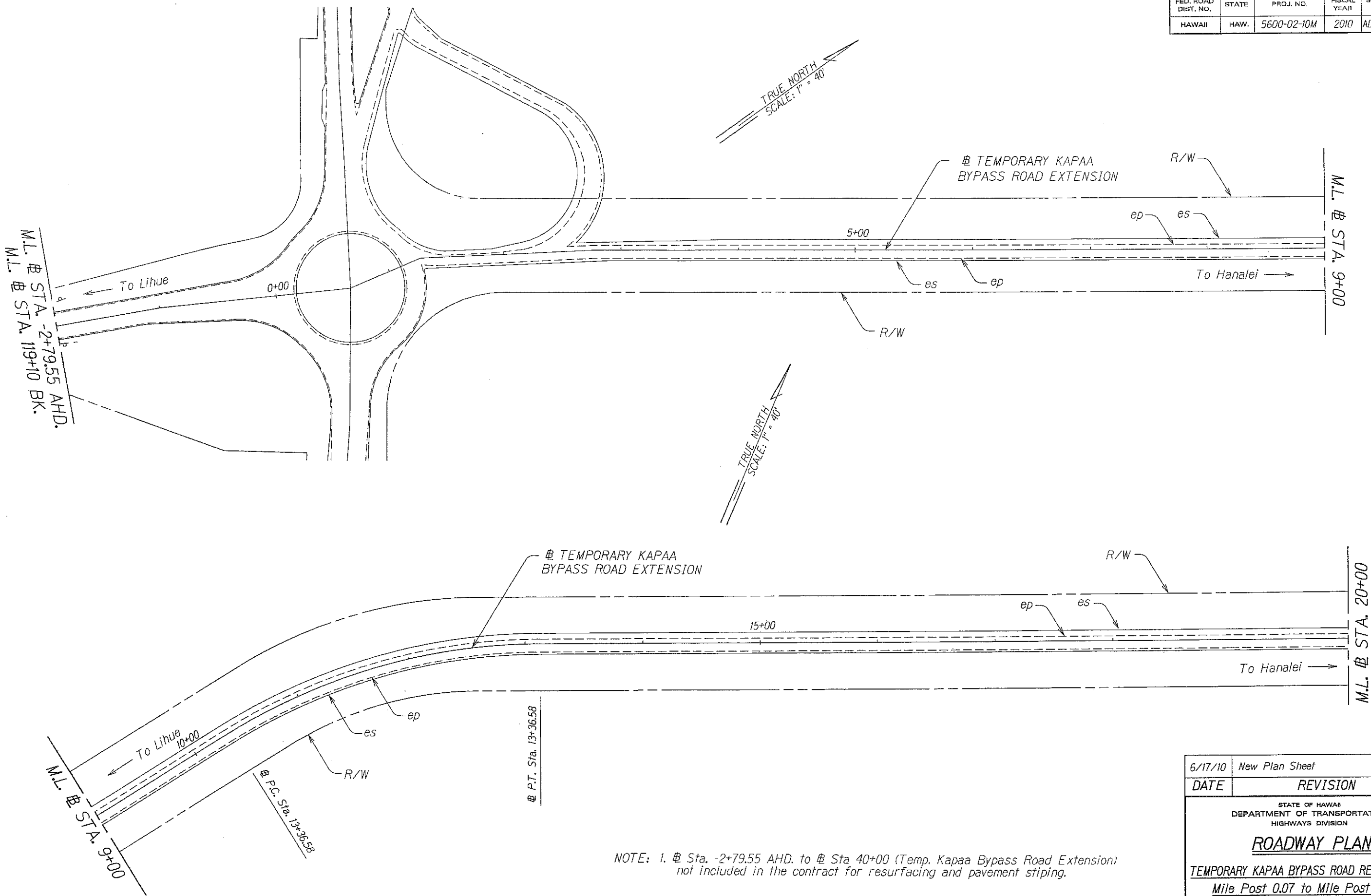
**GRADING OF LEFT SHOULDER @  $\pm$  39+50 to  $\pm$  40+70**  
**GRADING OF RIGHT SHOULDER @  $\pm$  38+00 to  $\pm$  40+70**  
**TEMPORARY KAPAA BYPASS ROAD EXTENSION**

6/17/10	Replace Plan Sheet No. 6 with Plan Sheet No. ADD.6
DATE	REVISION
STATE OF HAWAII DEPARTMENT OF TRANSPORTATION HIGHWAYS DIVISION <b>TYPICAL SECTIONS</b> <b>TEMPORARY KAPAA BYPASS ROAD RESURFACING</b> <b>Mile Post 0.07 to Mile Post 2.26</b> <b>Project No. 5600-02-10M</b> Not to Scale Date: June 2010	
SHEET No. 1 OF 3 SHEETS	

ORIGINAL PLAN	DATE
SURVEY PLOTTED BY	12/03
DRAWN BY	
DESIGNED BY	
CHECKED BY	
NOTED BY	
APPROVED BY	



FED. ROAD DIST. NO.	STATE	PROJ. NO.	FISCAL YEAR	SHEET NO.	TOTAL SHEETS
HAWAII	HAW.	5600-02-10M	2010	ADD.14S1	29



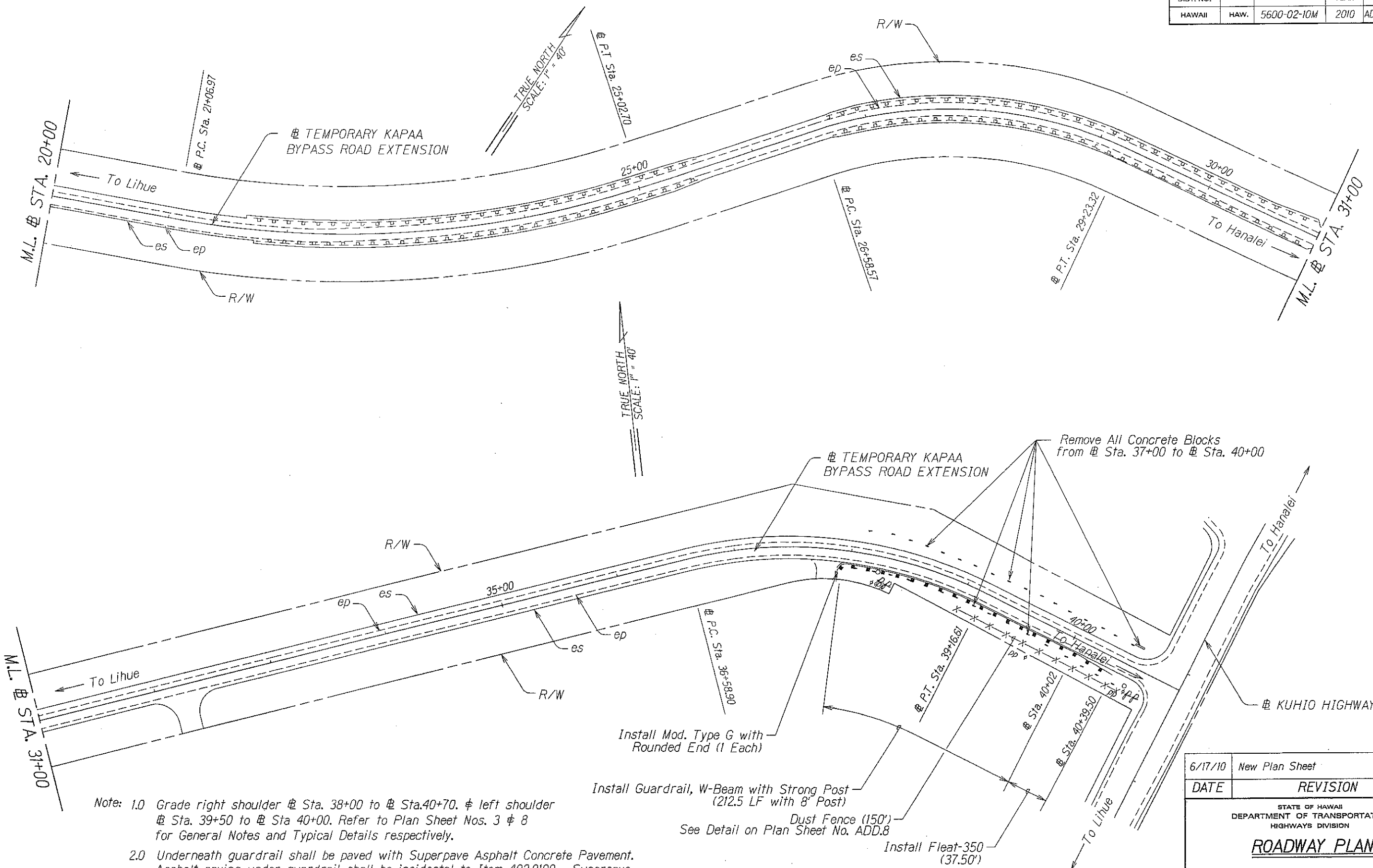
DESIGNED BY	DATE
DRAWN BY	6/10
CHECKED BY	
IN CHARGE	
NOTED BY	
QUANTITIES BY	
CHECKED BY	
DATE	

NOTE: 1. @ Sta. -2+79.55 AHD. to @ Sta 40+00 (Temp. Kapaa Bypass Road Extension) not included in the contract for resurfacing and pavement stiping.

6/17/10	New Plan Sheet
DATE	REVISION
STATE OF HAWAII DEPARTMENT OF TRANSPORTATION HIGHWAYS DIVISION	
<b>ROADWAY PLAN</b>	
TEMPORARY KAPAA BYPASS ROAD RESURFACING	
Mile Post 0.07 to Mile Post 2.26	
Project No. 5600-02-10M	
Scale: 1" = 40'	Date: June 2010
SHEET No. 1 OF 2 SHEETS	

ADD.14S1

FED. ROAD DIST. NO.	STATE	PROJ. NO.	FISCAL YEAR	SHEET NO.	TOTAL SHEETS
HAWAII	HAW.	5600-02-10M	2010	ADD.14S2	29



- Note: 1.0 Grade right shoulder @ Sta. 38+00 to @ Sta.40+70. # left shoulder @ Sta. 39+50 to @ Sta 40+00. Refer to Plan Sheet Nos. 3 # 8 for General Notes and Typical Details respectively.
- 2.0 Underneath guardrail shall be paved with Superpave Asphalt Concrete Pavement. Asphalt paving under guardrail shall be incidental to Item 402.0100 - Superpave Asphalt Concrete Pavement and will not be paid separately. (Refer to Plan Sheet No. 7 for Typical Section)
- 3.0 @ Sta. -2+79.55 AHD. to @ Sta 40+00 (Temp. Kapaa Bypass Road Extension) not included in the contract for resurfacing and pavement stiping.

Install Mod. Type G with Rounded End (1 Each)

Install Guardrail, W-Beam with Strong Post (212.5 LF with 8' Post)

Dust Fence (150')

See Detail on Plan Sheet No. ADD.8

Install Fleet-350 (37.50')

6/17/10	New Plan Sheet
DATE	REVISION
STATE OF HAWAII DEPARTMENT OF TRANSPORTATION HIGHWAYS DIVISION	
<b>ROADWAY PLAN</b>	
TEMPORARY KAPAA BYPASS ROAD RESURFACING	
Mile Post 0.07 to Mile Post 2.26	
Project No. 5600-02-10M	
Scale: 1" = 40'	Date: June 2010
SHEET No. 1 OF 3 SHEETS	

ADD.14S2