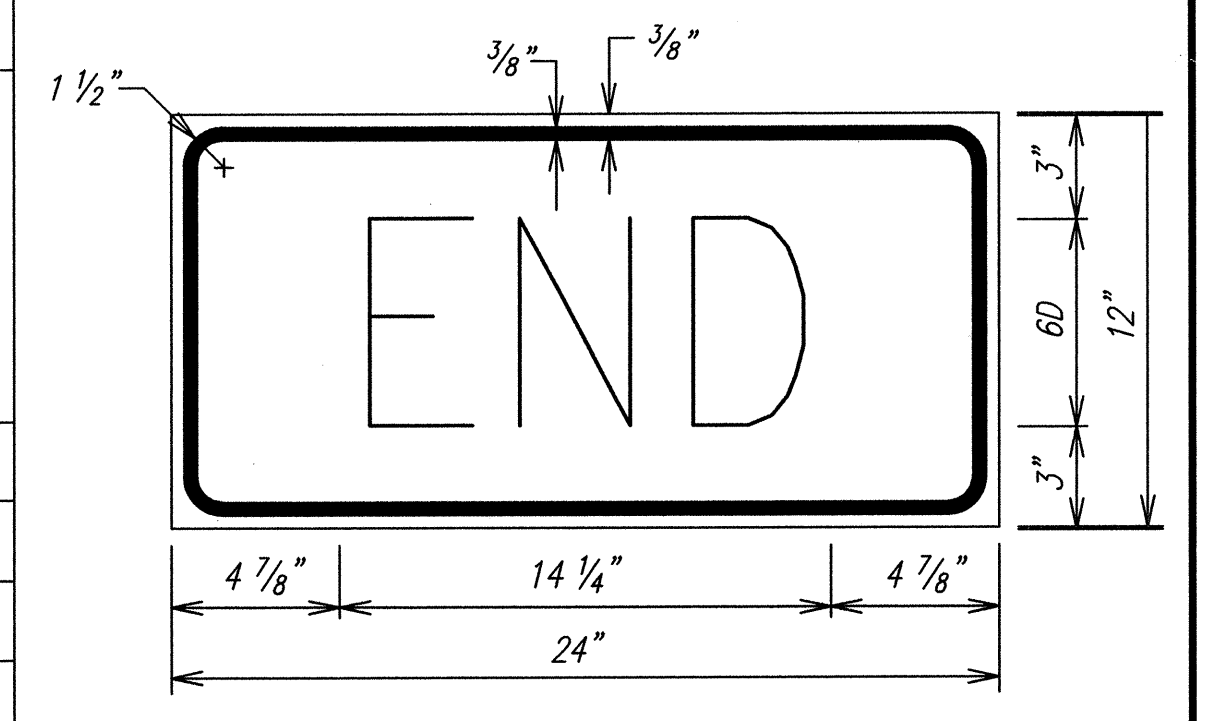


TYPICAL DETAIL FOR CONSTRUCTION SIGNS
ON TWO LANE OR MULTILANE UNDIVIDED HIGH SPEED HIGHWAY

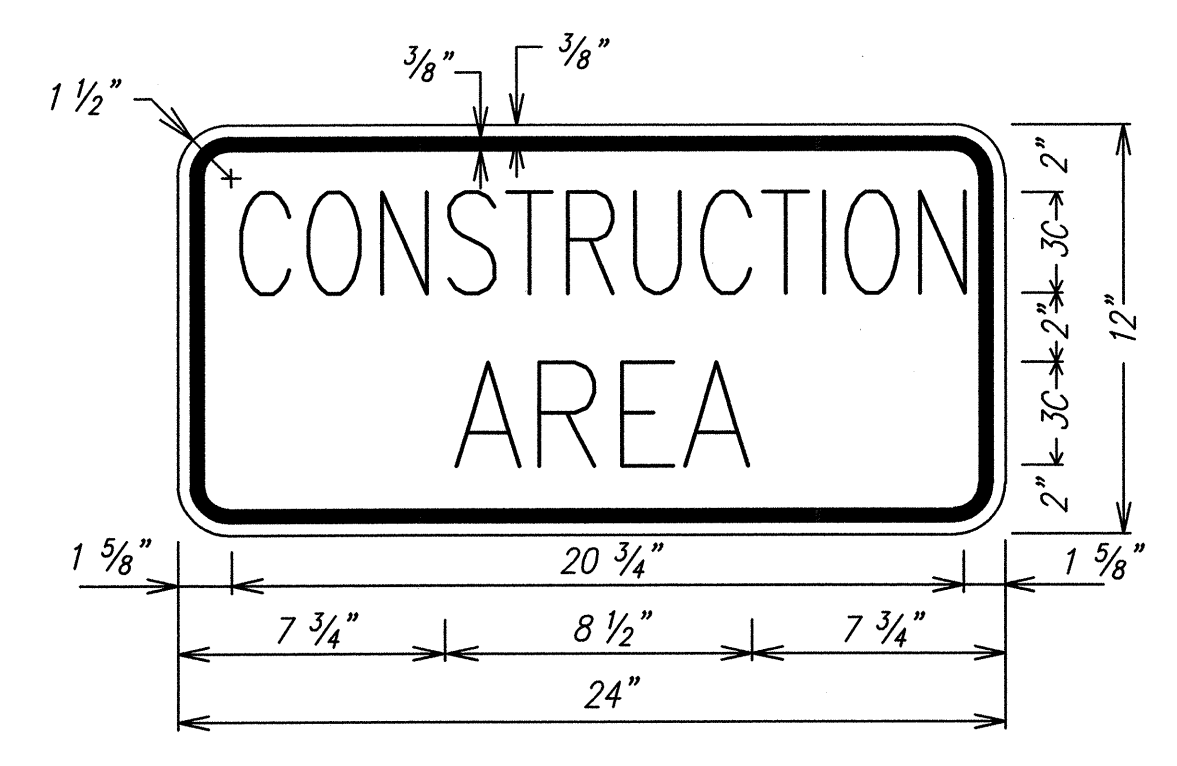
- Work Zone Notes:**
1. This Work Zone Sign Plan is intended for use on long-term stationary work zones/construction phases (3 days or more). All work zones or construction phases less than 3 days duration will use Traffic Control Plans shown in Section 645 of the Special Provisions.
 2. All existing regulatory speed limit signs with posts within the work zone/project limits shall be removed and replaced with work zone speed limit sign assemblies (R2-1(XX) and R2-5b(XX) with "CONSTRUCTION AREA" and "\$250 FINE HRS 291C-104" Supplemental Signs).
 3. Construction sign assemblies shall be installed on both the approaching and trailing ends of each work zone as shown on this plan.
 4. Each construction warning sign and work zone speed limit assembly shall have a minimum of two (2) Type II OM. Installation of each Type II OM shall be considered incidental to Item No. 645.1000 - Traffic Control.
 5. Upon the completion of all physical work or as directed by the Engineer, all construction signs and work zone speed limit assemblies shall be removed. All speed limit signs and posts that were existing at the start of the project within the work zone/project limits shall be restored back to their original locations and configurations.
 6. Placement of construction signs shall not obstruct the path of pedestrians and bicyclists.
 7. The removal and restoration of existing regulatory speed limit signs shall be considered incidental to Item No. 645.1000 - Traffic Control.
 8. The installation, maintenance and removal of work zone speed limit sign assemblies shall be paid for under Item No. 645.1000 - Traffic Control.
 9. The work zone speed limit signs shall be new and become the property of the Contractor.

TABLE 1
GUIDELINE FOR ADVANCE PLACEMENT OF SPEED REDUCTION SIGN R2-5b(XX)-A, CONSTRUCTION AREA SPEED LIMIT

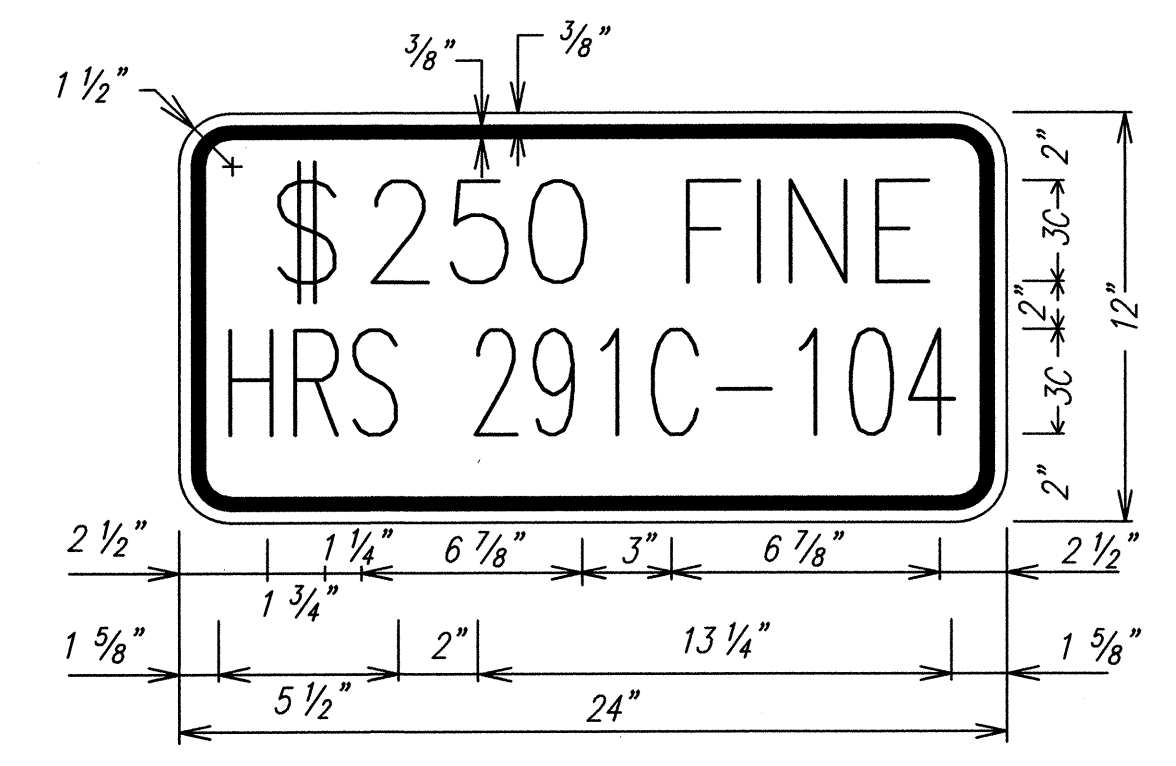
YY - EXISTING POSTED SPEED LIMIT (MPH)	XX - NEW CONSTRUCTION AREA SPEED LIMIT (MPH)	D-REDUCED SPEED LIMIT SIGN SPACING TO FIRST CONSTRUCTION AREA SPEED LIMIT SIGN (FEET)
≤ 25		EXIST. SPEED LIMIT TO REMAIN
30	25	
35	25	
40	30	



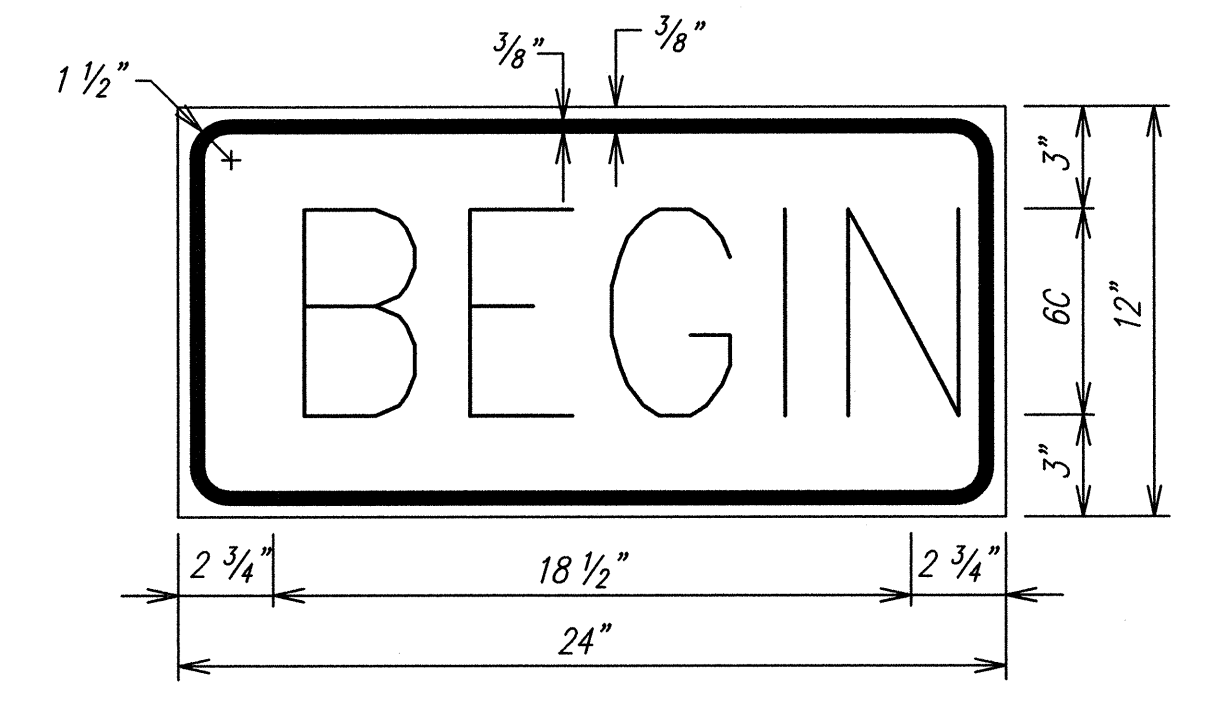
LEGEND: BLACK BACKGROUND: ORANGE



LEGEND: BLACK BACKGROUND: ORANGE



LEGEND: BLACK BACKGROUND: WHITE



LEGEND: BLACK BACKGROUND: ORANGE

REVIEWED BY: _____ DATE: _____
 DRAWN BY: _____
 CHECKED BY: _____
 ORIGINAL PLAN NO. _____
 NOTE BOOK NO. _____

AECOM
 ANDALAN R. NIQUO
 LICENSED PROFESSIONAL ENGINEER
 No. 6198-C
 HAWAII, U.S.A.
 EXPIRATION DATE OF THE LICENSE 4/30/2016
 THIS WORK WAS PREPARED BY ME OR UNDER MY SUPERVISION.

STATE OF HAWAII
 DEPARTMENT OF TRANSPORTATION
 HIGHWAYS DIVISION
LOW SPEED UNDIVIDED HIGHWAY
WORK ZONE SIGNING PLAN, NOTES & DETAILS
KUAMOO ROAD
EMERGENCY SLOPE STABILIZATION
VICINITY OF MILEPOST 0.3
PROJECT NO. 580A-01-14
 Scale: As Noted Date: June 2014
SHEET No. 15 OF 15 SHEETS