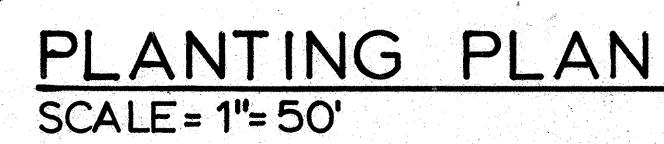

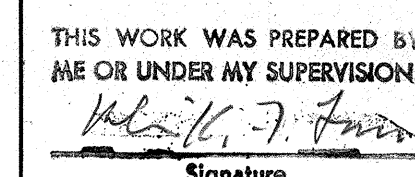


PHASE II-B



(STA. 4+00 TO STA. 27+00)



SHEET No. L-6 OF 8 SHEETS


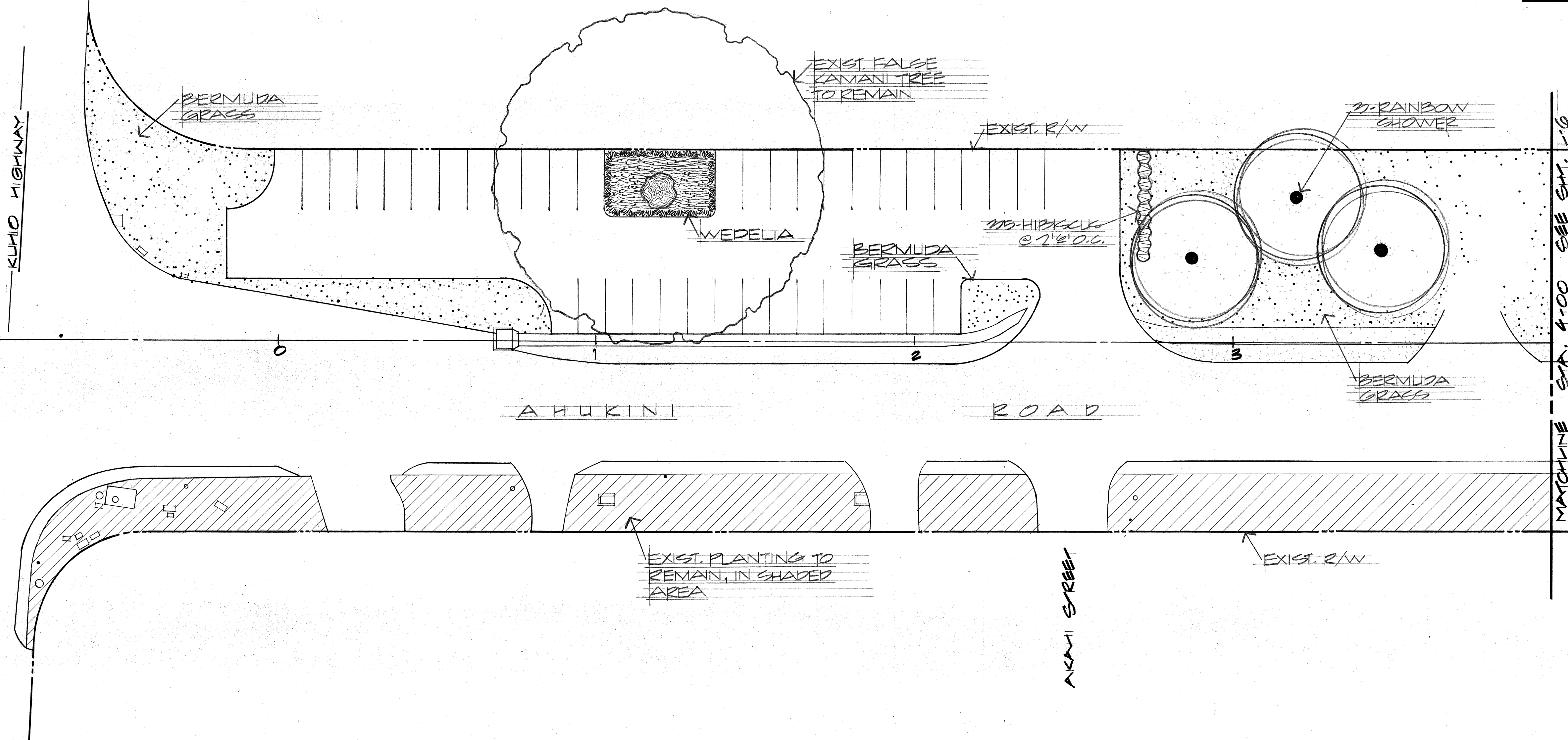
FED. ROAD DIST. NO.	STATE	PROJ. NO.	FISCAL YEAR	SHEET NO.	TOTAL SHEETS
HAWAII	HAW.	LT-K-05-78		15	16

PHASE II-B

STA. (-)0+96.42

KUHIO HIGHWAY


PROJECT LIMIT



PARTIAL PLANTING PLAN
SCALE: 1"=20'

(STA. (-)0+96.42 TO STA. 4+00)

ORIGINAL PLAN	SURVEY PLOTTED BY	DATE
NOTE BOOK	DRAWN BY	
No.	DESIGNED BY	
	QUANTITIES BY	
	CHECKED BY	



THIS WORK WAS PREPARED BY
ME OR UNDER MY SUPERVISION.
M. K. J.
Signature

STATE OF HAWAII
DEPARTMENT OF TRANSPORTATION
HIGHWAYS DIVISION

PARTIAL PLANTING PLAN

LIHUE AIRPORT
GATEWAY BEAUTIFICATION
PROJECT NO. LT-K-05-78 PHASE II-B

SCALE: 1"=20' DATE:

SHEET NO. L-7 OF 8 SHEETS