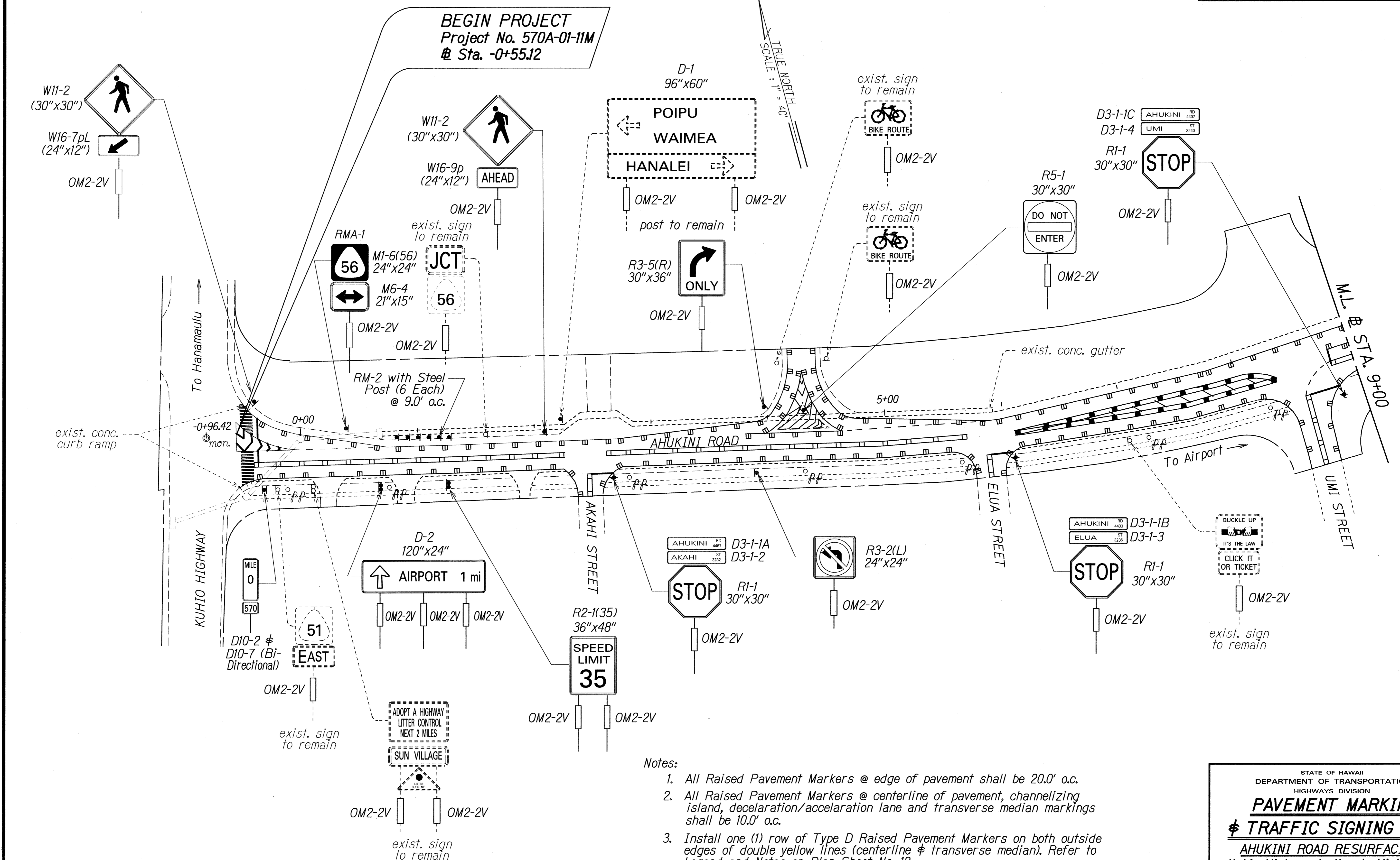


FED. ROAD DIST. NO.	STATE	PROJ. NO.	FISCAL YEAR	SHEET NO.	TOTAL SHEETS
HAWAII	HAW.	570A-01-11M	2011	13	18



- Notes:
1. All Raised Pavement Markers @ edge of pavement shall be 20.0' o.c.
 2. All Raised Pavement Markers @ centerline of pavement, channelizing island, deceleration/acceleration lane and transverse median markings shall be 10.0' o.c.
 3. Install one (1) row of Type D Raised Pavement Markers on both outside edges of double yellow lines (centerline & transverse median). Refer to Legend and Notes on Plan Sheet No. 12.

SURVEY PLOTTED BY	DATE
DRAWN BY	
DESIGNED BY	
QUANTITIES BY	
CHECKED BY	
ORIGINAL PLAN	
NOTE BOOK	
DATE	

STATE OF HAWAII
DEPARTMENT OF TRANSPORTATION
HIGHWAYS DIVISION

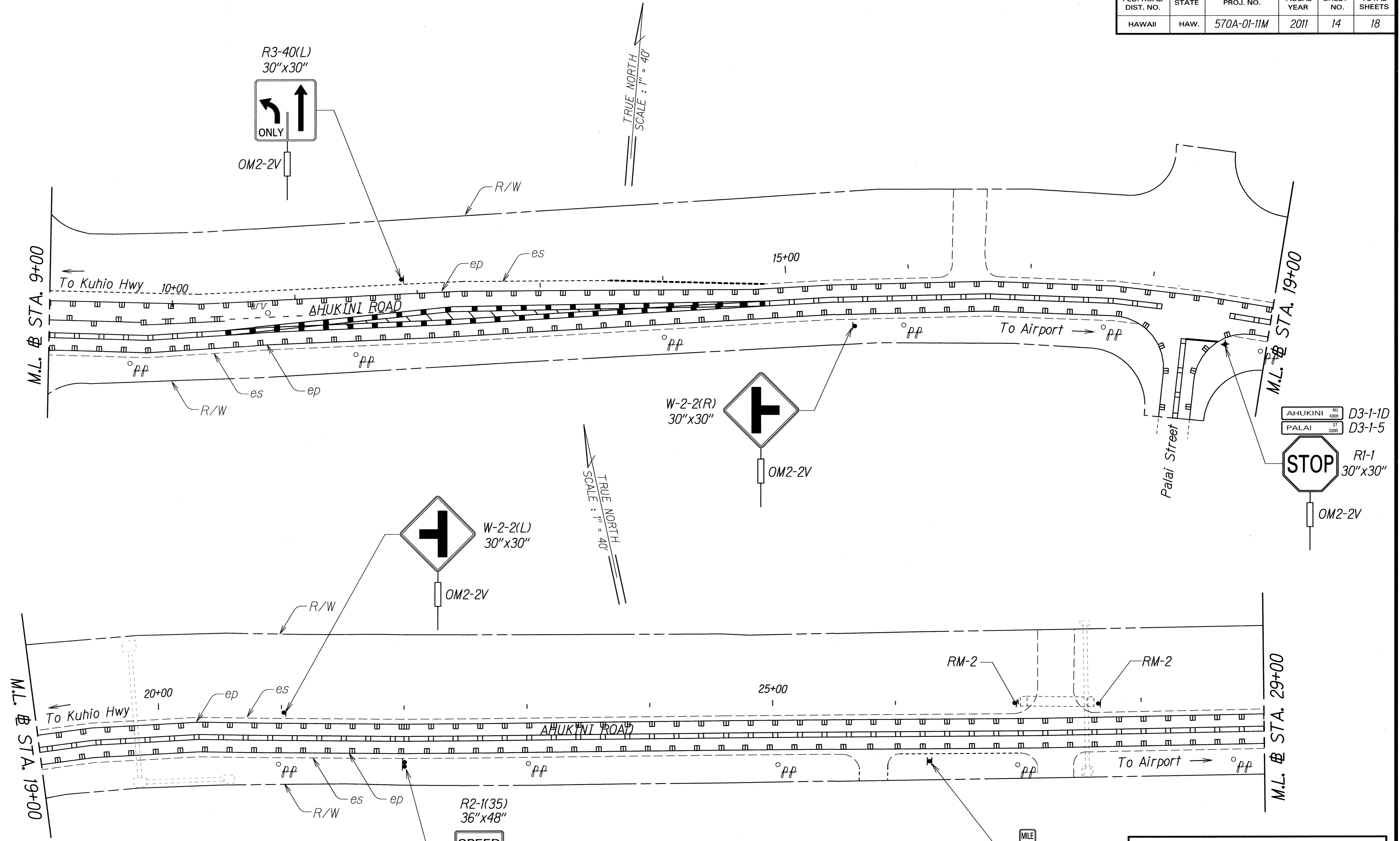
PAVEMENT MARKING
TRAFFIC SIGNING PLAN

AHUKINI ROAD RESURFACING
Kuhio Highway to Kapule Highway
Project No. 570A-01-11M

Scale: 1" = 40' Date: January 2011

SHEET No. T2 OF 7 SHEETS

FED. ROAD DIST. NO.	STATE	PROJ. NO.	FISCAL YEAR	SHEET NO.	TOTAL SHEETS
HAWAII	HAW.	570A-01-11M	2011	14	18



- Notes:
1. All Raised Pavement Markers @ edge of pavement shall be 20.0' o.c.
 2. All Raised Pavement Markers @ centerline of pavement, channelizing island, deceleration/acceleration lane and transverse median markings shall be 10.0' o.c.
 3. Install one (1) row of Type D Raised Pavement Markers on both outside edges of double yellow lines (centerline & transverse median). Refer to Legend and Notes on Plan Sheet No. 12.

SURVEY PLOTTED BY	DATE
DESIGNED BY	
NOTED BY	
QUANTITIES BY	
CHECKED BY	

STATE OF HAWAII
DEPARTMENT OF TRANSPORTATION
HIGHWAYS DIVISION

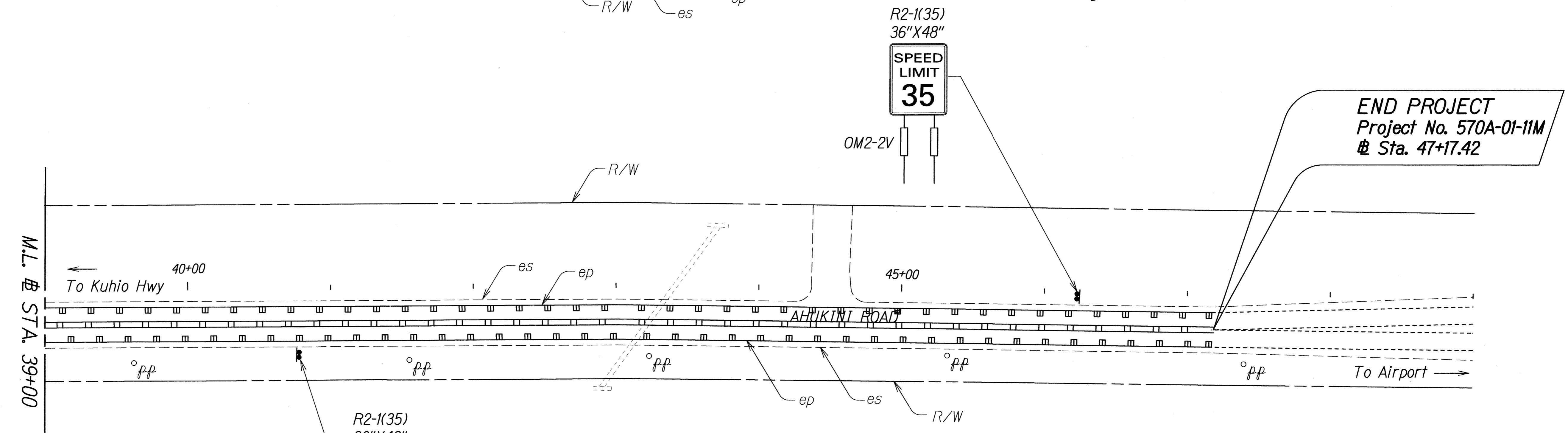
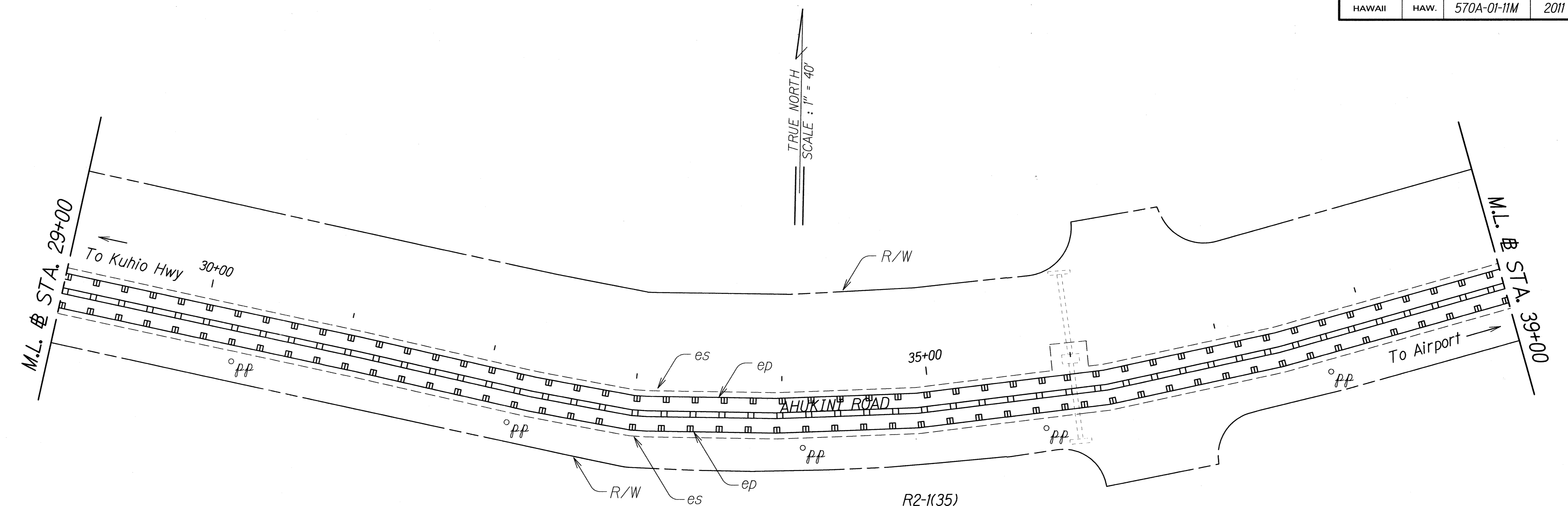
PAVEMENT MARKING
TRAFFIC SIGNING PLAN

AHUKINI ROAD RESURFACING
Kuhio Highway to Kapule Highway
Project No. 570A-01-11M

Scale: 1" = 40' Date: January 2011

SHEET No. T3 OF 7 SHEETS

FED. ROAD DIST. NO.	STATE	PROJ. NO.	FISCAL YEAR	SHEET NO.	TOTAL SHEETS
HAWAII	HAW.	570A-01-11M	2011	15	18



ORIGINAL PLAN	DATE
NO. _____	_____
DESIGNED BY _____	_____
QUANTITIES BY _____	_____
CHECKED BY _____	_____

- Notes:
1. All Raised Pavement Markers @ edge of pavement shall be 20.0' o.c.
 2. All Raised Pavement Markers @ centerline of pavement, channelizing island, deceleration/acceleration lane and transverse median markings shall be 10.0' o.c.
 3. Install one (1) row of Type D Raised Pavement Markers on both outside edges of double yellow lines (centerline & transverse median). Refer to Legend and Notes on Plan Sheet No. 12.

STATE OF HAWAII
DEPARTMENT OF TRANSPORTATION
HIGHWAYS DIVISION

**PAVEMENT MARKING
& TRAFFIC SIGNING PLAN**

**AHUKINI ROAD RESURFACING
Kuhio Highway to Kapule Highway
Project No. 570A-01-11M**

Scale: 1" = 40' Date: January 2011

SHEET No. T4 OF 7 SHEETS