
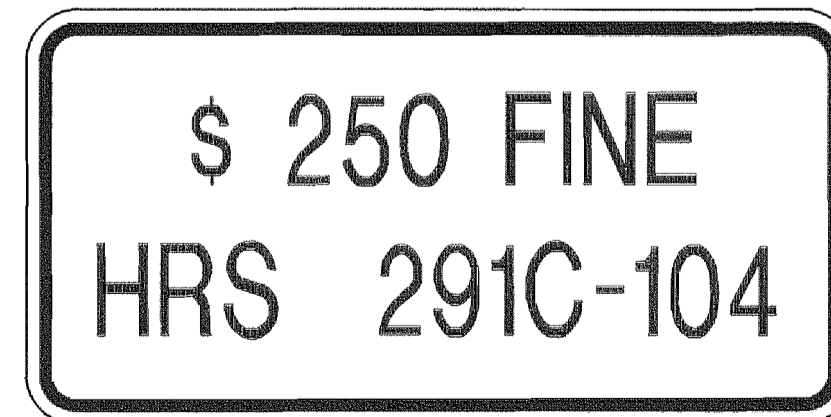


*Note:
 Legend: Black
 Background: Orange
 Speed Limit: Black on White


**TYPICAL DETAIL FOR CONSTRUCTION SIGNS
 ON TWO LANE OR MULTILANE UNDIVIDED LOW SPEED HIGHWAY**




LEGEND: BLACK
 BACKGROUND: ORANGE



LEGEND: BLACK
 BACKGROUND: WHITE



LEGEND: BLACK
 BACKGROUND: ORANGE



LEGEND: BLACK
 BACKGROUND: ORANGE


Work Zone Note:

1. This Work Zone Sign Plan is intended for use on long-term stationary work zones/construction phases (3 days or more). All work zones or construction phases less than 3 days duration will use Traffic Control Plans shown in Section 645 of the Special Provisions.
2. All existing regulatory speed limit signs with posts within the work zone/project limits shall be removed and replaced with work zone speed limit sign assemblies (R2-1(XX) and R2-5b(XX) with "CONSTRUCTION AREA" and "\$250 FINE HRS 291C-104" Supplemental Signs).
3. Construction sign assemblies shall be installed on both the approaching and trailing ends of each work zones as shown on this plan.
4. Each construction warning sign and work zone speed limit assembly shall have a minimum of two (2) Type OM2-2V. Installation of each Type OM2-2V shall be considered incidental to Item No. 645.1000, Traffic Control.
5. Upon the completion of all physical work or as directed by the Engineer, all construction signs and work zone speed limit assemblies shall be removed. All speed limit signs and posts that were existing at the start of the project within the work zone/project limits shall be restored back to their original locations and configurations.
6. Placement of construction signs shall not obstruct the path of pedestrians and bicyclists.
7. The removal and restoration of existing regulatory speed limit signs shall be considered incidental to Item No. 645.1000, Traffic Control.
8. The installation, maintenance and removal of work zone speed limit sign assemblies shall be paid for under Item No. 645.1000, Traffic Control.
9. The work zone speed limit signs shall be new and become the property of the Contractor.

TABLE I
 GUIDELINE FOR ADVANCE PLACEMENT OF SPEED REDUCTION SIGN CW3-5(XX), CONSTRUCTION AREA SPEED LIMIT

EXISTING POSTED SPEED LIMIT (MPH)	XX-NEW CONSTRUCTION AREA SPEED LIMIT (MPH)	D-REDUCED SPEED LIMIT SIGN SPACING TO FIRST CONSTRUCTION AREA SPEED LIMIT SIGN (FEET)
<25	EXISTING SPEED LIMIT TO REMAIN	
30	25	100
35	25	175
40	30	175

SURVEY PLOTTED BY: DATE: 10/2012
 DRAWN BY: SSFM
 NOTE BOOK DESIGNED BY: SSFM
 QUANTITIES BY: N. OJOGAWAZI
 CHECKED BY:



THIS WORK WAS PREPARED BY ME
 OR UNDER MY SUPERVISION
 Signature: Corey Matsuda
 EXPIRATION DATE OF THE LICENSE: 4/30/14

STATE OF HAWAII
 DEPARTMENT OF TRANSPORTATION
 HIGHWAYS DIVISION
**LOW SPEED UNDIVIDED HWY WORK
 ZONE SIGNING PLAN, NOTES & DETAILS**
 KUHIO HIGHWAY SAFETY IMPROVEMENTS
 Hanalei Bridge to Waikoko Bridge
 Fed-Aid Project No. HRR-0560(12)
 Date: June 2012