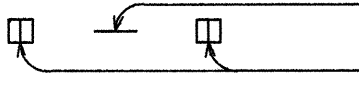
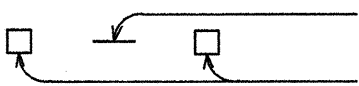


FED. ROAD DIST. NO.	STATE	PROJ. NO.	FISCAL YEAR	SHEET NO.	TOTAL SHEETS
HAWAII	HAW.	560A-02-96M	1996	15	25


LEGEND




4 each Type A Raised Pavement Markers
Type C Raised Pavement Markers @ 40'- 0" o.c.




4 each Type J Raised Pavement Markers
Type D Raised Pavement Markers @ 40'- 0" o.c.




8" White Stripe with Type C Raised Pavement Markers @ 20'-0"o.c. (Tape, Type I or Thermoplastic Extrusion)




4" Double Solid Yellow with Type D Raised Pavement Markers @ 20'- 0" o.c. (Tape, Type I or Thermoplastic Extrusion)




4" Double Solid Yellow Stripes with Type H Raised Pavement Markers @ 20'- 0" o.c. (Tape, Type II or Thermoplastic Extrusion)



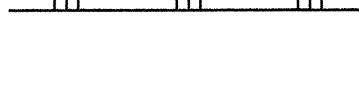
4" Yellow Edge Stripe with Type H Raised Pavement Markers @ 40'- 0" o.c. (Tape, Type II or Thermoplastic Extrusion)




4" Double Solid White Stripes with Type C Raised Pavement Markers @ 20'- 0" o.c. (Tape, Type I or Thermoplastic Extrusion)



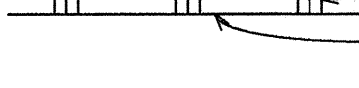
Lane Change Restriction Marking
4 each Type A Raised Pavement Markers
Type C Raised Pavement Markers @ 20'- 0" o.c.
4" White Stripe (Tape, Type I or Thermoplastic Extrusion)




4" or 8" White Edge Stripe with Type C Raised Pavement Markers @ 40'-0" o.c. (Tape, Type II or Thermoplastic Extrusion)




4" White Guide Lines (Tape, Type III, or Thermoplastic Extrusion, Except for Busboys)



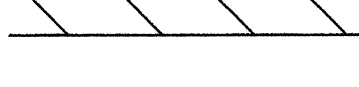
Transverse Median Marking (Tape, Type II or Thermoplastic Extrusion)



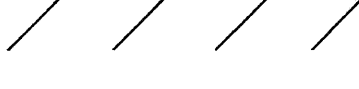
Transverse Shoulder Marking (Tape, Type II or Thermoplastic Extrusion)




Channelizing Island or Deceleration Lane Gore (Tape, Type II or Thermoplastic Extrusion)




Crosswalk and Stop Line. All Stop Lines shall be 10'- 0" from Crosswalk unless otherwise noted. The circled number indicates the number of lanes for payment. (Tape, Type III, or Thermoplastic Extrusion)




Pavement Arrow (Tape, Type III or Thermoplastic Extrusion)




Pavement Word (Tape, Type III or Thermoplastic Extrusion)



4 Each Type J Raised Pavement Markers
Type D Raised Pavement Markers @ 40'-0" o.c.
Type H Raised Pavement Markers (Reflective Surface facing no-passing direction)



4" Single Solid Yellow Stripe (Tape, Type I or Thermoplastic Extrusion)



Extension of Edge Line, 4" Wide x 2'-0" Long White Stripe @ 10'-0" o.c. w/Type C Markers @ 40'-0" o.c. (Tape, Type III or Thermoplastic Extrusion)

NOTES

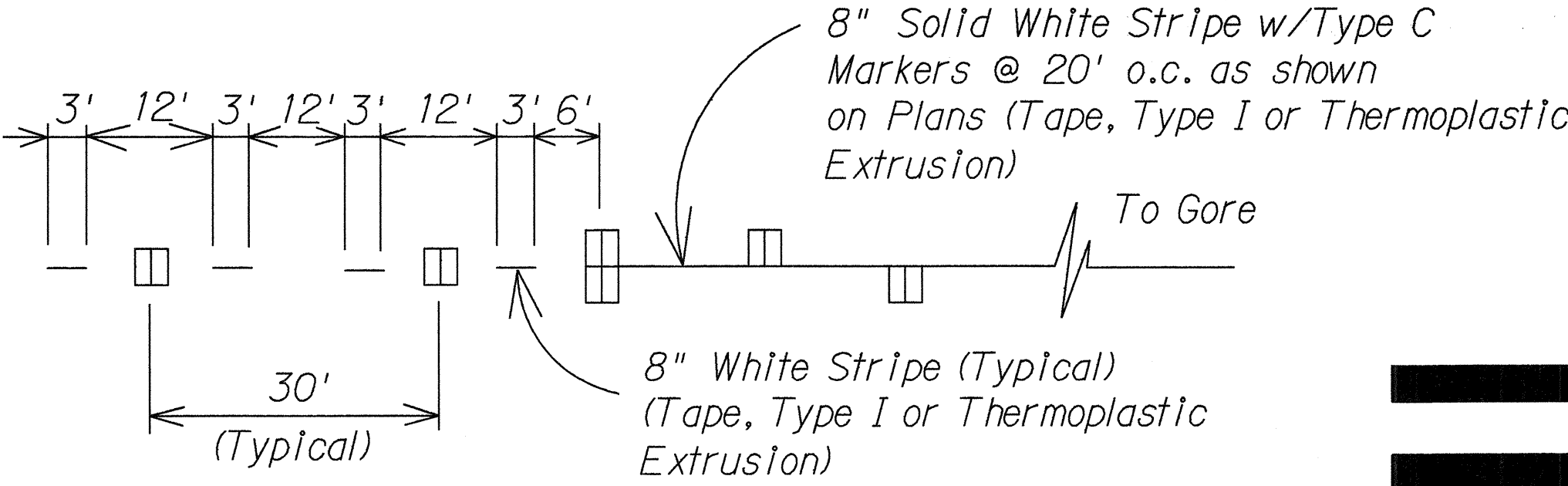
- Layout of pavement markings and striping shall be done by the Contractor and approved by the Engineer prior to any installation work.
- Existing pavement markings not incorporated in the final traffic pattern shall be removed as directed by the Engineer. Costs shall be incidental to the various pavement marking items.
- Raised pavement markers shall not be installed within crosswalks.
- Final locations of all signs shall be approved by the Engineer prior to any installation work.
- Existing signs not shown on these plans shall remain as posted unless otherwise directed by the Engineer. Removal and disposal of existing signs and/or posts as shown on the plans or as directed by the Engineer, shall be incidental to the various signing items.
- Final locations of all Stop Lines shall be approved by the Engineer prior to installation.
- All pavement striping shall be as noted on the Legend or plans.
- All preformed pavement marking tapes over existing pavement shall be applied with an approved primer as recommended by the tape manufacturer and as approved by the Engineer. The primer shall be allowed to dry to the tacky stage prior to tape application.
- The following abbreviations shall be used:

- TI = Tape, Type I
- TII = Tape, Type II
- TIII = Tape, Type III
- TPE = Thermoplastic Extrusion
- RPM = Raised Pavement Markers
- C = PRM, Type C
- D = PRM, Type D
- WS = White Stripe
- DSY = Double Solid Yellow
- WES = White Edge Stripe
- WGL = White Guide Lines
- TSM = Transverse Shoulder Markings

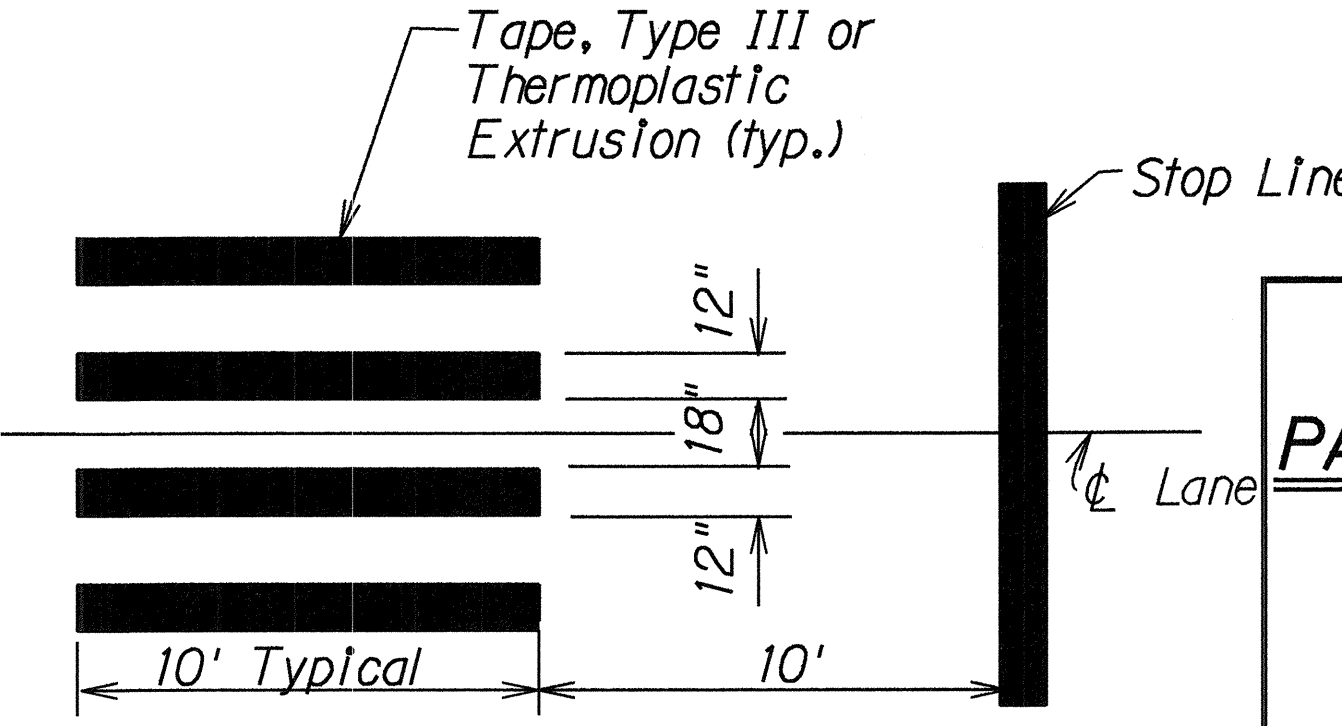
- Removal of existing Delineators and Posts as directed by the Engineer shall be considered incidental to the various signing items.
- Existing signs that are to be replaced shall not be removed until new signs are installed as replacements, or the messages are no longer necessary.
- Backing for all new regulatory and warning signs shall not be spliced.
- All sign panels shall conform to Section 621 of Special Provisions and the latest editions and amendments of the following FHWA publications:
 - "Manual on Uniform Traffic Control Devices for Street and Highways"(MUTCD)
 - "Standard Highway Signs"
 - "Standard Alphabets for Highway Signs"
- All new and relocated signs and markers installed on pipe post or light standard are to be mounted with band brackets and steel braces.
- The Contractor shall erect at the beginning of the project and at the end of the project advance construction warning signs placed as indicated on the plans or as directed by the Engineer for the duration of the highway project and shall be maintained by the contractor. These signs shall be placed in addition to the required traffic control signs called for in Section 645-Traffic Control. The advance construction warning signs shall be new and become the property of the State. the Contractor shall remove, clean, and deliver the signs and posts to the Kauai District Baseyard , in Kapaa, upon completion of the project.
- Removal and reinstalling existing street name signs on regulatory and warning signs shall not be paid for separately but shall be considered incidental to the various signing items.

Legend

- W ||— Reflector Marker (RM-2 ,white) w/Steel Post
- Y ||— Reflector Marker (RM-2, yellow) w/Steel Post
- |||— Reflector Marker (RM-3, yellow) w/Steel Post
- ||||— Reflector Marker (RM-4) w/Steel Post



LANE DROP MARKING
Not to Scale



CROSS WALK STRIPING DETAIL
Not to Scale

STATE OF HAWAII
DEPARTMENT OF TRANSPORTATION
HIGHWAYS DIVISION

PAVEMENT MARKING LEGEND,
DETAILS & NOTES

KUHIO HIGHWAY RESURFACING
Hanalei Town to Princeville
Project No. 560A-02-96M

Scale: As Shown Date: April, 1996

SHEET No. 1 OF 1 SHEETS

SURVEY PLOTTED BY	DATE
PLAN	
DESIGNED BY	
NOTES	
KE-2 Gary	
CHECKED BY	
N. duhalleg	