

FED. ROAD DIST. NO.	STATE	FED. AID PROJ. NO.	FISCAL YEAR	SHEET NO.	TOTAL SHEETS
HAWAII	HAW.	56D-0282M	1982	4	4



CW20-1a 48" x 48"



CW20-2d 48" x 48"



CW20-3b 48" x 48"



CW20-4d 48" x 48"



CW20-5d(L) 48" x 48"



CW20-7c 48" x 48"



CW21-1 30" x 30"



CW21-2 30" x 30"



CW21-3 36" x 36"



CW21-4 36" x 36"



CW21-5 30" x 30"




CW21-6 30" x 30"



CW22-1b 48" x 48"




CW22-2 42" x 36"



CW22-3 42" x 36"



CG20-1(5) 60" x 36"



CG20-2 60" x 24"



CM4-9(R) 30" x 24"



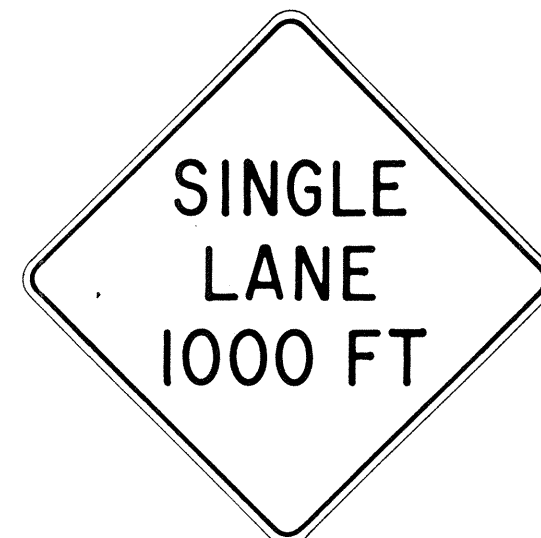
CM4-10(R) 48" x 18"



CG20-4 36" x 18"



CW23-1 36" x 36"



CW23-2b 48" x 48"



CW23-3(R) 48" x 48"

GENERAL NOTES

- Sign details shall conform to the FHWA publications "Manual on Uniform Traffic Control Devices for Streets and Highways," 1971, and "Standard Highway Signs," 1972, and as amended.
- All construction signs shall be reflectorized.
- All construction signs shall have $\frac{3}{8}$ " bolt holes drilled at appropriate locations.
- Numerals in () indicates numerals to be inserted for sign message. (R) or (L) indicates right or left.
- For "CW" series signs, suffixes a,b,c and d are as follows:
a-1500 FT, b-1000 FT,
c-500 FT and d-AHEAD.

APPROVAL RECOMMENDED:

Evelyn Tanaka
TRAFFIC ENGINEER

3/21/72
DATE

APPROVED:

Harold S. Smith
ASSISTANT CHIEF, ENGINEERING

3/23/72
DATE

NO.	REVISION	APPROVED BY	DATE
1	Supersedes Sht. DT 104 Approved 12-30-69	H.C.	3/23/72
2	Revised General Note 1	H.C.	10/16/74
3	Revised General Note 2	H.C.	9-16-75
4	Revised General Note 2 and sign CG20-1(5)	H.C.	9-14-76

STATE OF HAWAII
DEPARTMENT OF TRANSPORTATION
HIGHWAYS DIVISION

STANDARD DETAILS CONSTRUCTION SIGNS

NOT TO SCALE

SHEET No. OF SHEETS DT 104

ORIGINAL PLAN	DESIGNED BY	CHECKED BY	DATE
NOTE BOOK	DESIGNED BY	CHECKED BY	
No.			