




W1-1(R) 30" x 30"




W1-2(R) 30" x 30"




W1-3(R) 30" x 30"




W1-4(R) 30" x 30"




W1-5(R) 30" x 30"




W1-6 48" x 24"




W1-7 48" x 24"




W2-1 30" x 30"




W2-2 30" x 30"



W2-3(R) 30" x 30"



W2-4 30" x 30"



W2-5 30" x 30"



W3-1 30" x 30"



W3-2 30" x 30"

NOTE:

1. The shape, color, dimensions, symbols, wording, lettering and reflectorization of all signs shall be in accordance with the "Manual on Uniform Traffic Control Devices for Streets and Highways," dated June 1961 and the BPR manual "Standard Highway Signs," dated September 1961 unless otherwise specified.
2. All warning signs shall be reflectorized unless otherwise specified.
3. All warning signs shall have 3/8" bolt holes drilled at appropriate locations unless otherwise noted.
4. (R) or (L) indicates right or left and shall be as shown on the plans.

APPROVED: \_\_\_\_\_ DATE: 1/22/62  
 \_\_\_\_\_  
 DIRECTOR OF TRANSPORTATION

STATE OF HAWAII  
 DEPARTMENT OF TRANSPORTATION  
 HIGHWAYS DIVISION  
 STANDARD DETAILS  
 WARNING SIGNS  
 Scale: 1" = 1'-0"