DIST. NO.	STATE	PROJ. NO.	FISCAL YEAR	SHEET NO.	TOTAL SHEETS
HAWAII	HAW.	G-3325-01-63	1963	14	23

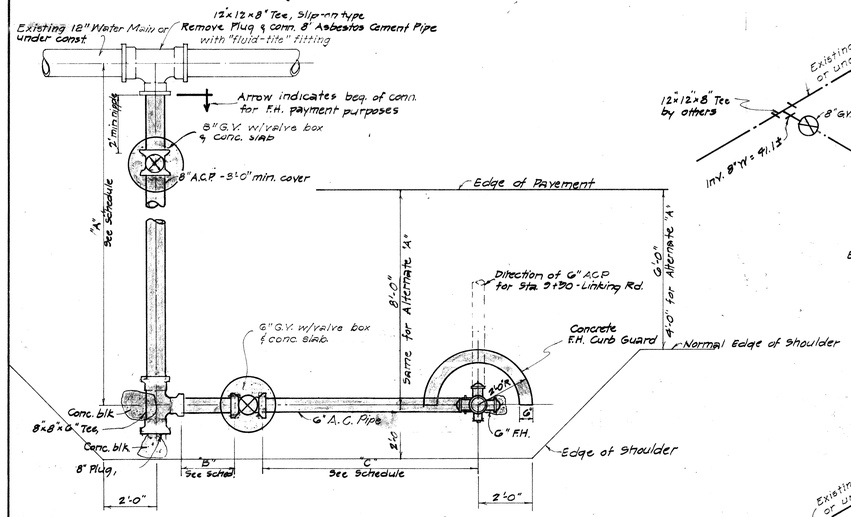

PLAN
Scale: 3/8"=1'-0"

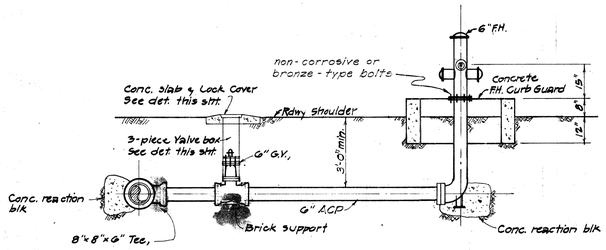

ELEVATION
Not to Scale

FIRE HYDRANT DETAILS

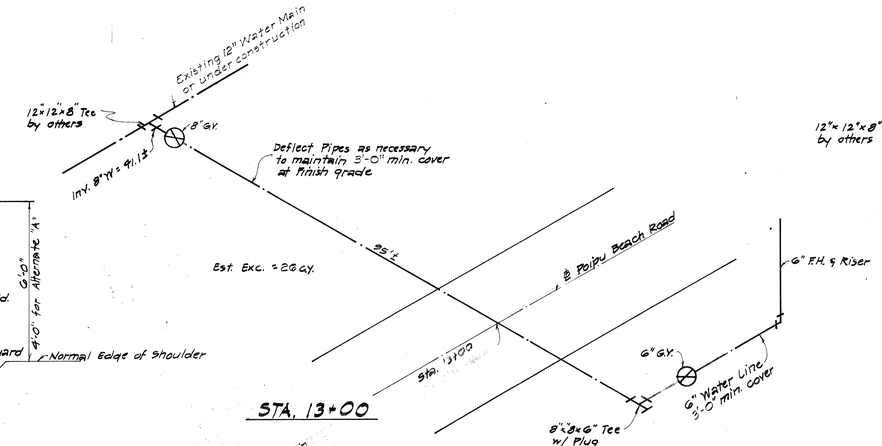

STA. 13+00

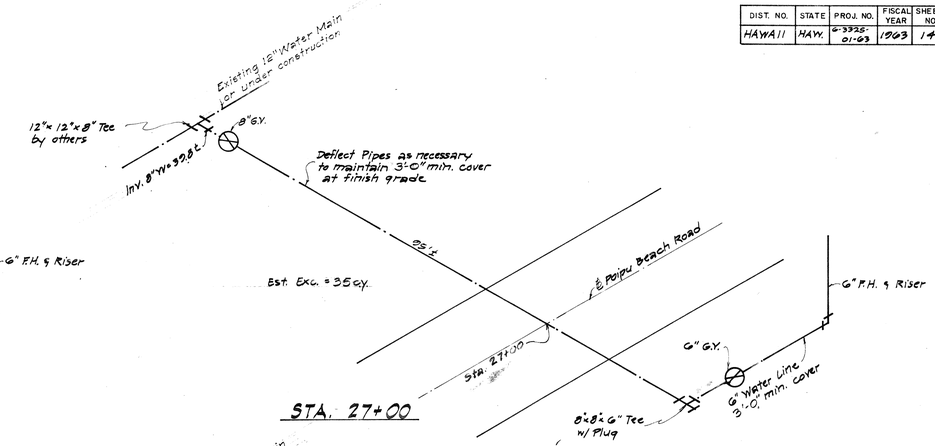

STA. 27+00

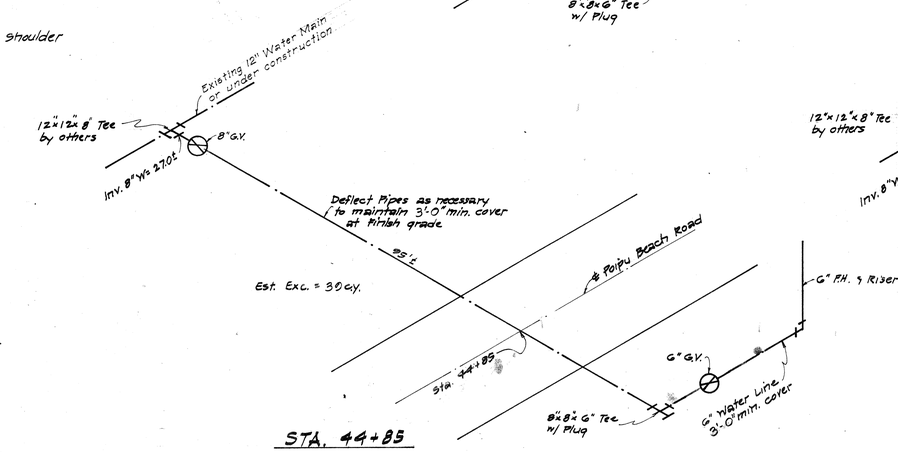

STA. 44+85

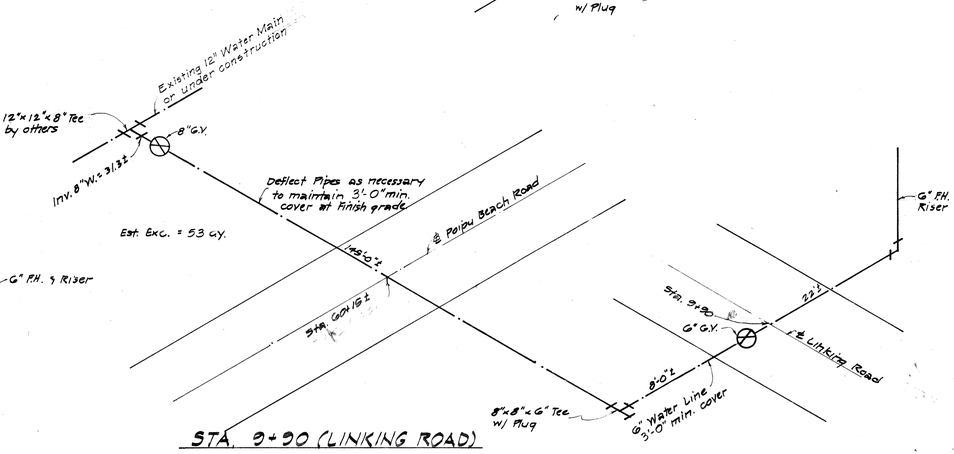

STA. 9+90 (LINKING ROAD)

SCHEMATICS - F.H. LATERALS
Not to Scale

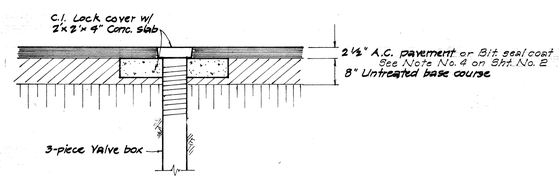

COVER DETAIL FOR STA. 9+90 - LINKING RD.
Not to Scale

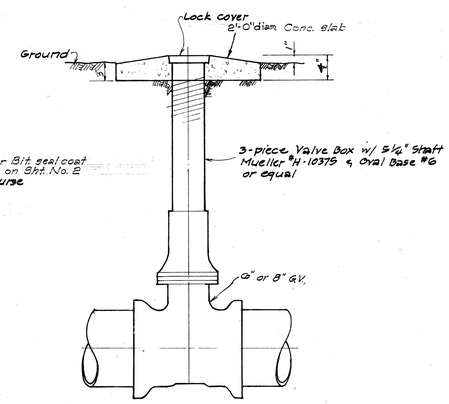

C.I. VALVE BOX DETAIL
Not to Scale

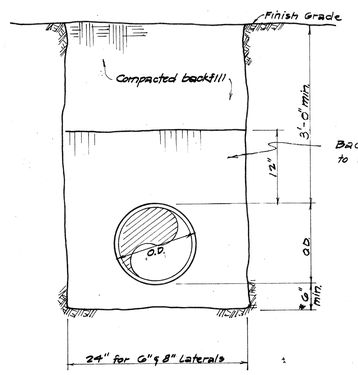

TYPICAL SECTION
Not to Scale

*Provide 6" min. cushion whenever rock is encountered

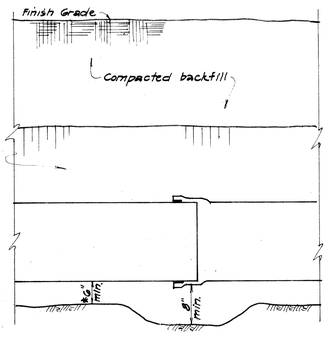

DETAIL AT JOINTS
Not to Scale

WATERLINE TRENCH DETAILS

SCHEDULE FOR PIPE LENGTHS

F.H. @ Station	"A"	"B"	"C"
13+00 Poipu Rd.	95'±	2'-0" min	8'-0" min.
27+00 Poipu Rd.	95'±	2'-0" min.	8'-0" min.
44+85 Poipu Rd.	95'±	2'-0" min.	8'-0" min.
9+90 Linking Rd.	145'±	8'-0"±	22'-0"±

STATE OF HAWAII
DEPARTMENT OF TRANSPORTATION
HIGHWAYS DIVISION

FIRE HYDRANT DETAILS

POIPU BEACH ROAD
PROJECT NO. G-3325-01-63

SCALE: As Noted

A. Fonn