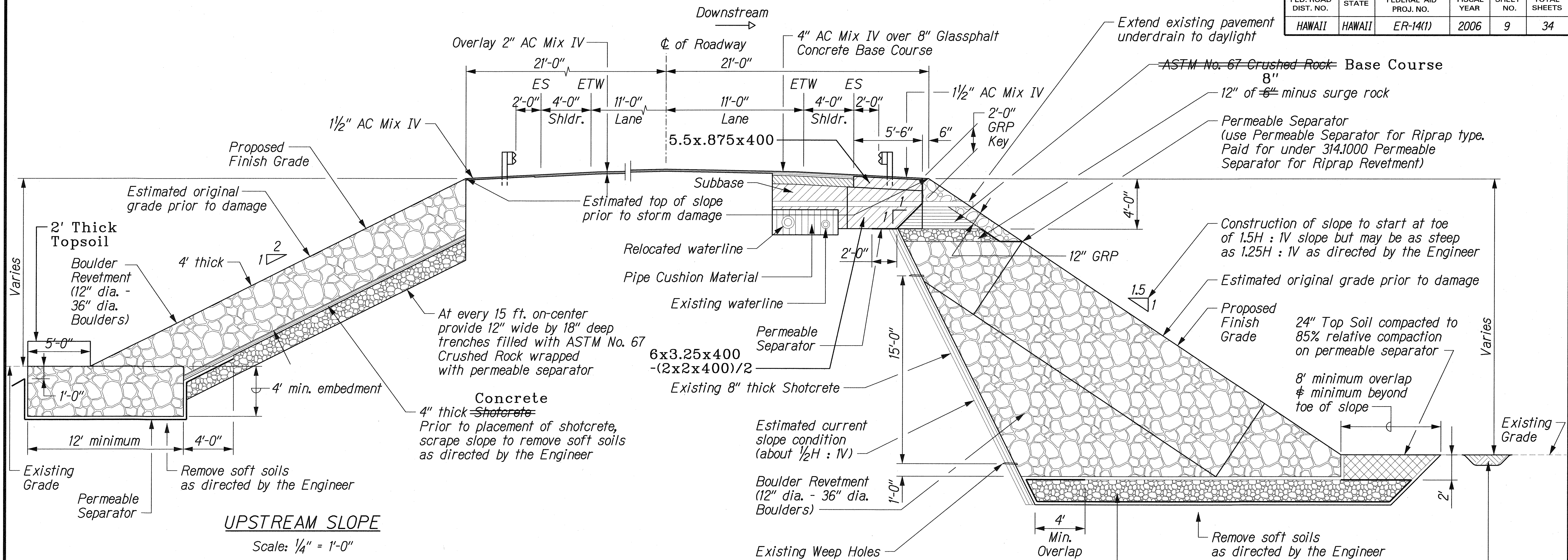


FED. ROAD DIST. NO.	STATE	FEDERAL AID PROJ. NO.	FISCAL YEAR	SHEET NO.	TOTAL SHEETS
HAWAII	HAWAII	ER-14(1)	2006	9	34



NOTES:

- Crushed Rock Bed must be installed prior to shotcrete work, for shotcrete stability.
- Water to be used to assist in properly seating boulders.
- Crushed rock bed may be used for construction traffic.
- All boulders to be properly seated into place.
- Drain water prior to any work.
- ASTM No. 67 Crushed rock shall be paid under 603.1000 Bed Course Material.

DOWNSTREAM SLOPE (WITHOUT SCOUR HOLE) (LOOKING DOWNSTATION)

Scale: 1/4" = 1'-0"

LEGEND FOR AS-BUILT POSTINGS

	Squiggly line for as-built deletion
	Double line for as-built deletion
Roadway	Text for as-built posting

4/26/06	Revised typical section. Deleted Note 7. Revised 8" thick Shotcrete to be existing. Added dimensions to roadway.
Date	Revision

STATE OF HAWAII
DEPARTMENT OF TRANSPORTATION
HIGHWAYS DIVISION

TYPICAL SECTION

Kuhio Highway Emergency Repairs
Vicinity of MP 21.7 (Wailapa Stream)
FEDERAL AID PROJECT NO. ER-14(1)
Scale: As Noted Date: April 2006

SHEET No. C3 OF 17 SHEETS

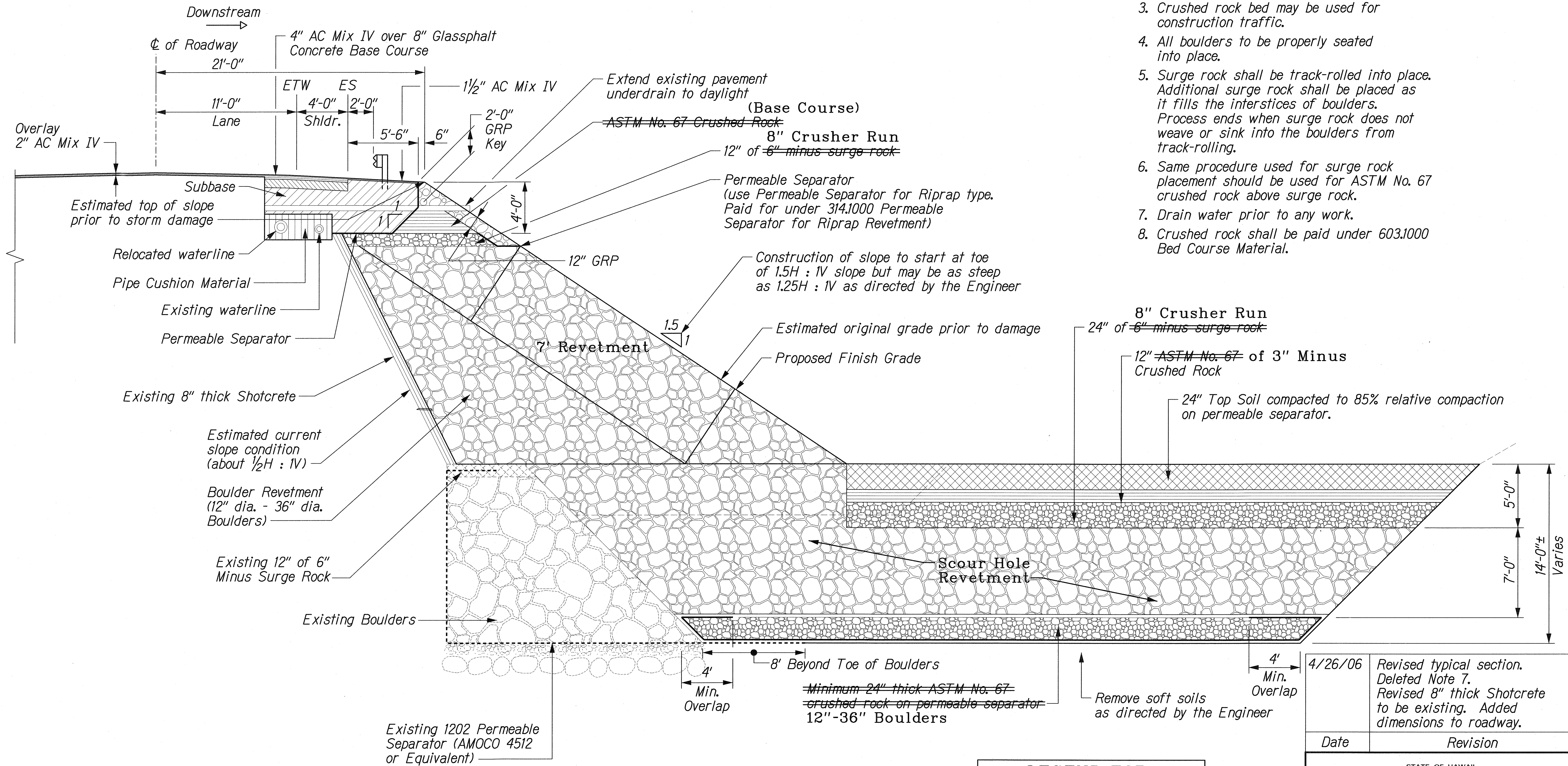
"AS-BUILT"

ADD 9

FED. ROAD DIST. NO.	STATE	FEDERAL AID PROJ. NO.	FISCAL YEAR	SHEET NO.	TOTAL SHEETS
HAWAII	HAWAII	ER-14(1)	2006	10	34

NOTES:

- Crushed Rock Bed must be installed prior to shotcrete work, for shotcrete stability.
- Water to be used to assist in properly seating boulders.
- Crushed rock bed may be used for construction traffic.
- All boulders to be properly seated into place.
- Surge rock shall be track-rolled into place. Additional surge rock shall be placed as it fills the interstices of boulders. Process ends when surge rock does not weave or sink into the boulders from track-rolling.
- Same procedure used for surge rock placement should be used for ASTM No. 67 crushed rock above surge rock.
- Drain water prior to any work.
- Crushed rock shall be paid under 603.1000 Bed Course Material.



DOWNSTREAM SLOPE (AT SCOUR HOLE)
(LOOKING DOWNSTATION)

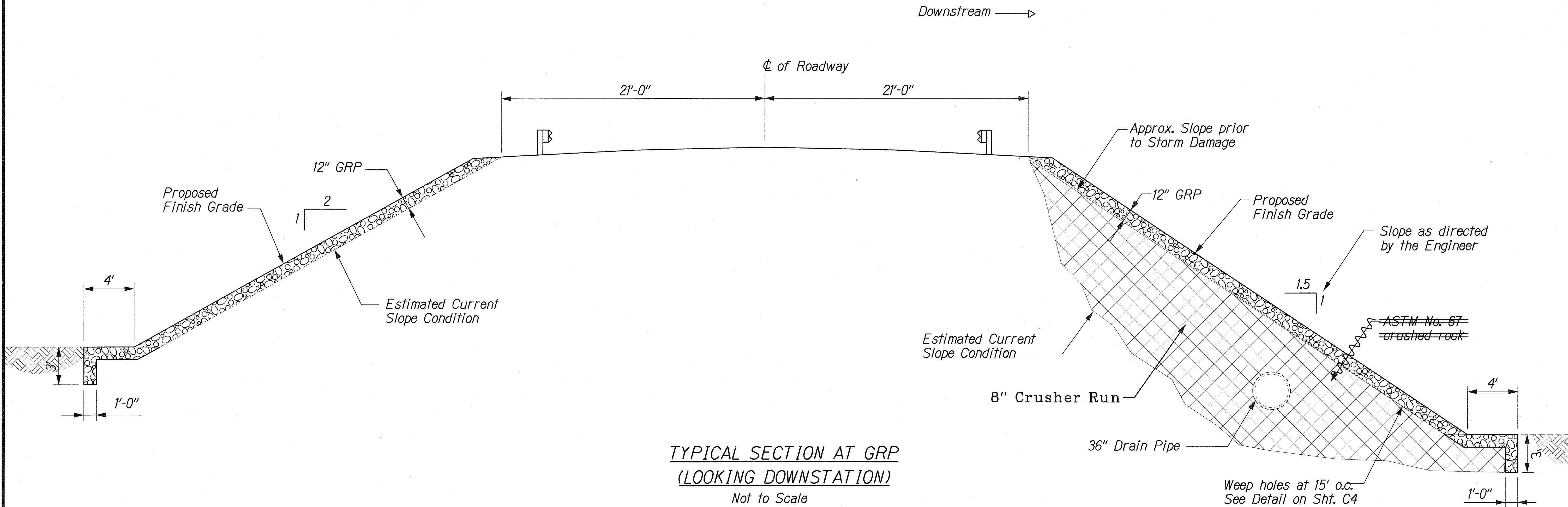
Scale: 1/4" = 1'-0"

LEGEND FOR AS-BUILT POSTINGS	
	Squiggly line for as-built deletion
	Double line for as-built deletion
Roadway	Text for as-built posting

STATE OF HAWAII DEPARTMENT OF TRANSPORTATION HIGHWAYS DIVISION TYPICAL SECTION AT SCOUR HOLE Kuhio Highway Emergency Repairs Vicinity of MP 21.7 (Wailapa Stream) FEDERAL AID PROJECT NO. ER-14(1) Scale: As Noted Date: April 2006	
4/26/06	Revised typical section. Deleted Note 7. Revised 8" thick Shotcrete to be existing. Added dimensions to roadway.
Date	Revision

SURVEY PLOTTED BY	DATE
DRAWN BY	
DESIGNED BY	
QUANTITIES BY	
CHECKED BY	
ORIGINAL PLAN	
NOTE BOOK	
NO.	

FED. ROAD DIST. NO.	STATE	FEDERAL AID PROJ. NO.	FISCAL YEAR	SHEET NO.	TOTAL SHEETS
HAWAII	HAWAII	ER-14(1)	2006	11	34



SURVEY PLOTTED BY	DATE
DRAWN BY	
CHECKED BY	
NOTE BOOK	
QUANTITIES BY	
CHECKED BY	
N.	

LEGEND FOR AS-BUILT POSTINGS	
	Squiggly line for as-built deletion
	Double line for as-built deletion
Roadway	Text for as-built posting

STATE OF HAWAII
DEPARTMENT OF TRANSPORTATION
HIGHWAYS DIVISION

TYPICAL SECTION AT GRP

*Kuhio Highway Emergency Repairs
Vicinity of MP 21.7 (Wailapa Stream)*
FEDERAL AID PROJECT NO. ER-14(1)
Scale: None Date: April 2006

SHEET No. C5 OF 17 SHEETS