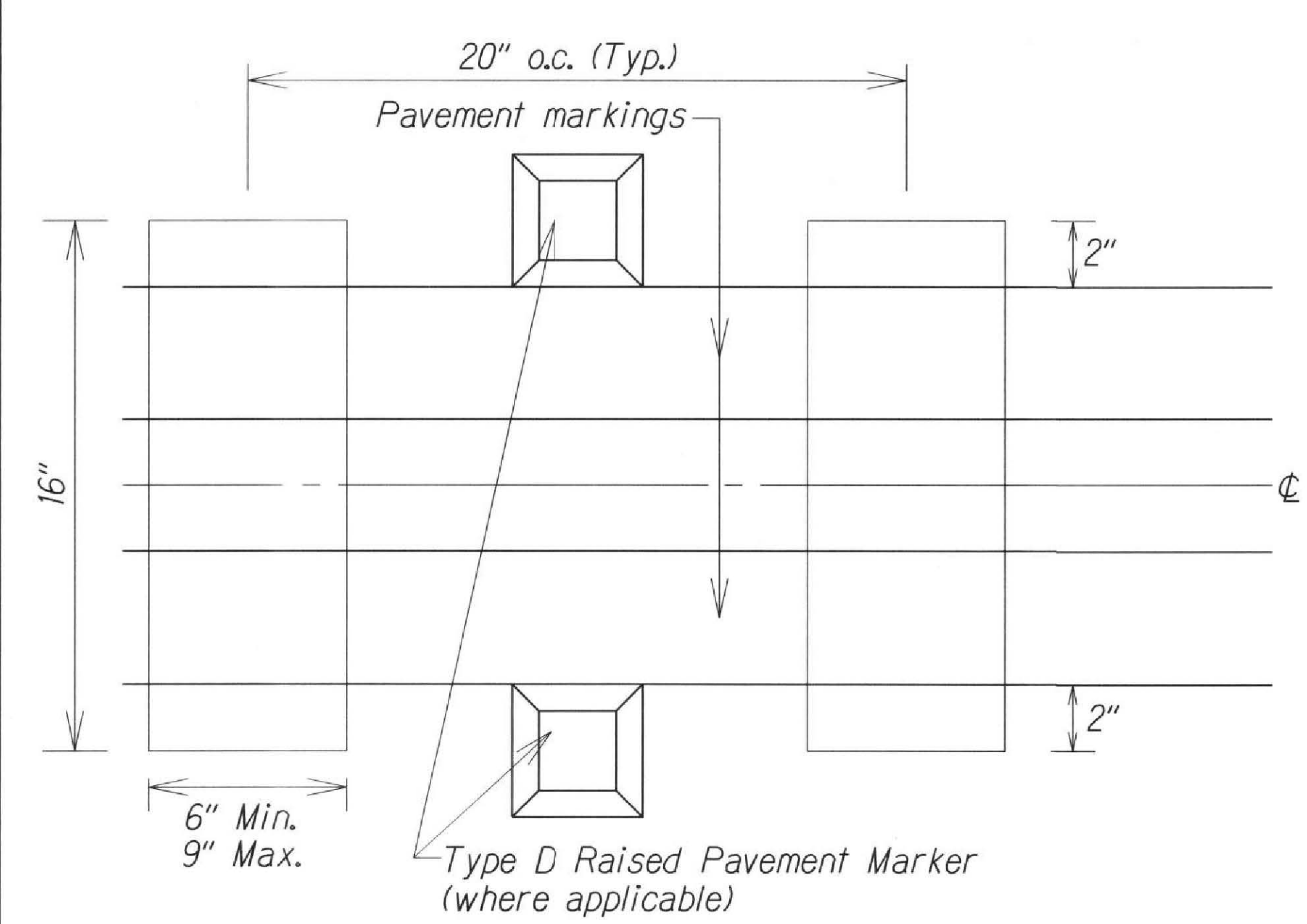
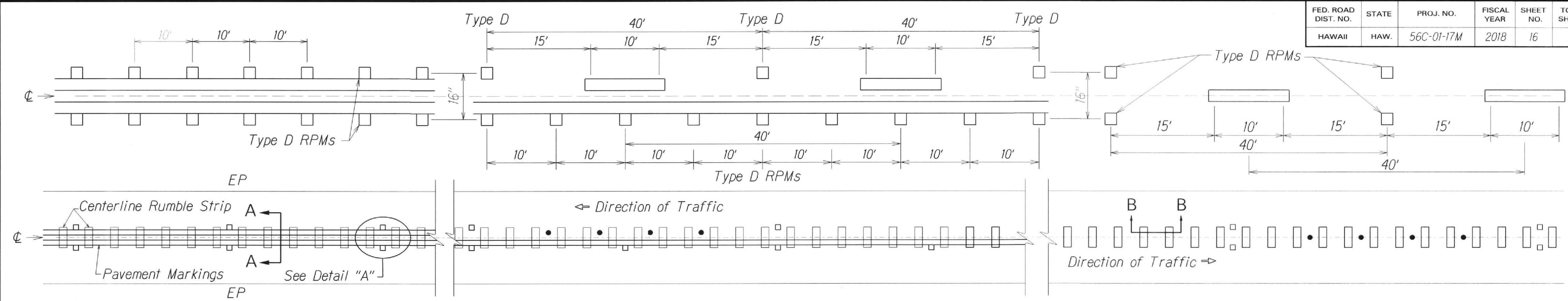
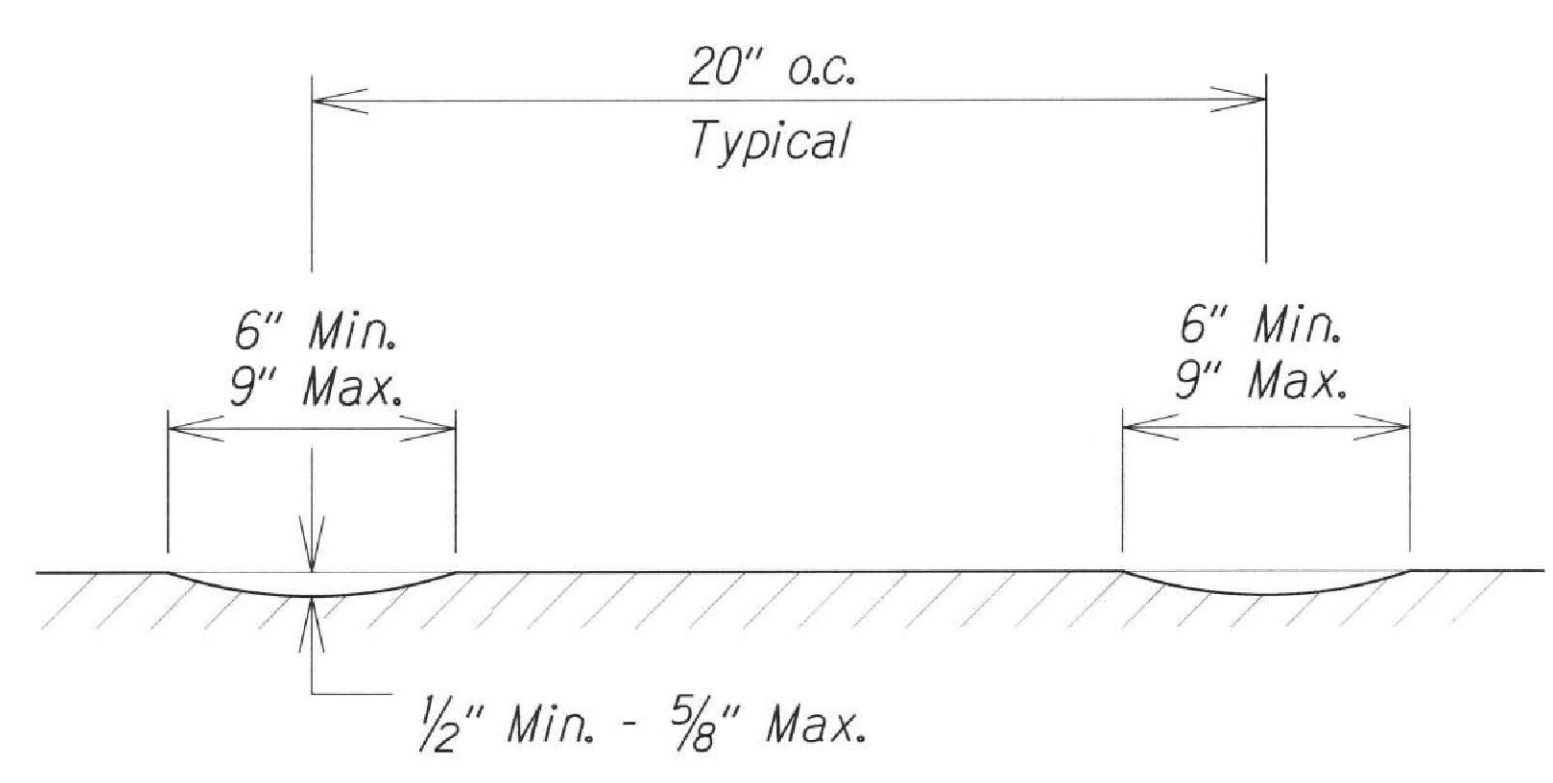



| FED. ROAD DIST. NO. | STATE | PROJ. NO.  | FISCAL YEAR | SHEET NO. | TOTAL SHEETS |
|---------------------|-------|------------|-------------|-----------|--------------|
| HAWAII              | HAW.  | 56C-01-17M | 2018        | 16        | 23           |



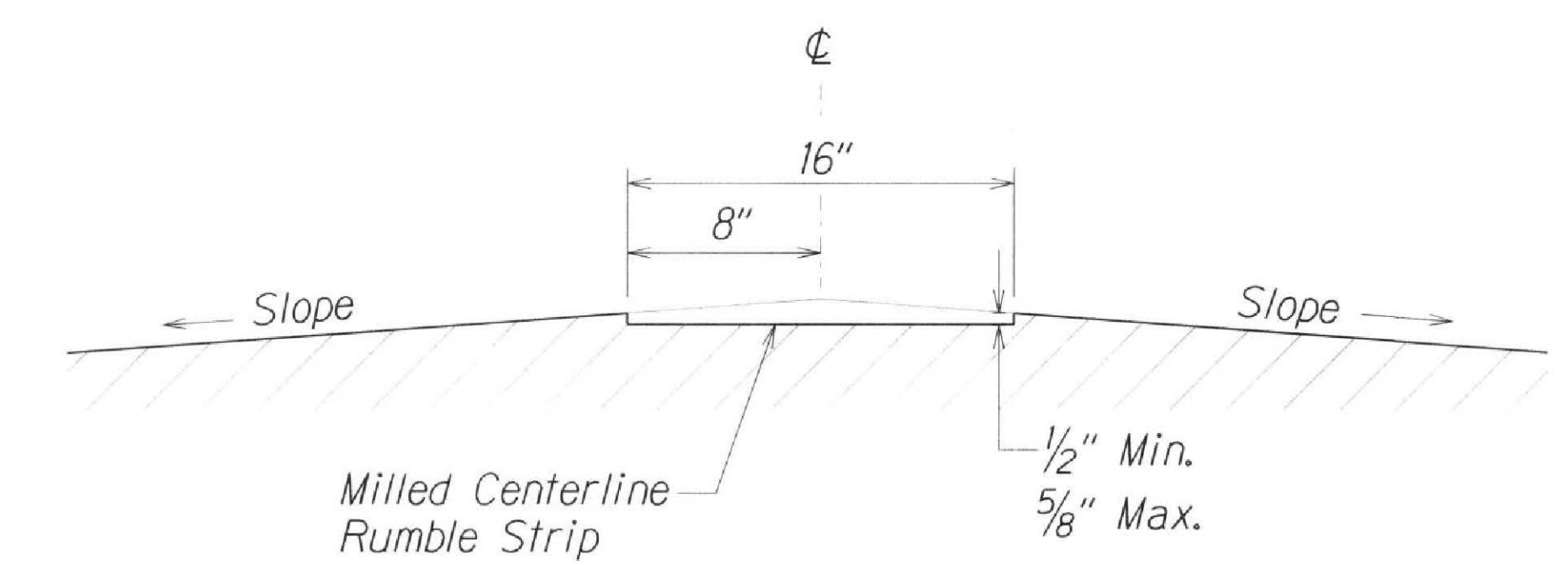
**PLAN - CENTERLINE MILLED RUMBLE STRIP**  
Not to Scale



**SECTION B-B - CENTERLINE MILLED RUMBLE STRIP**  
Not to Scale

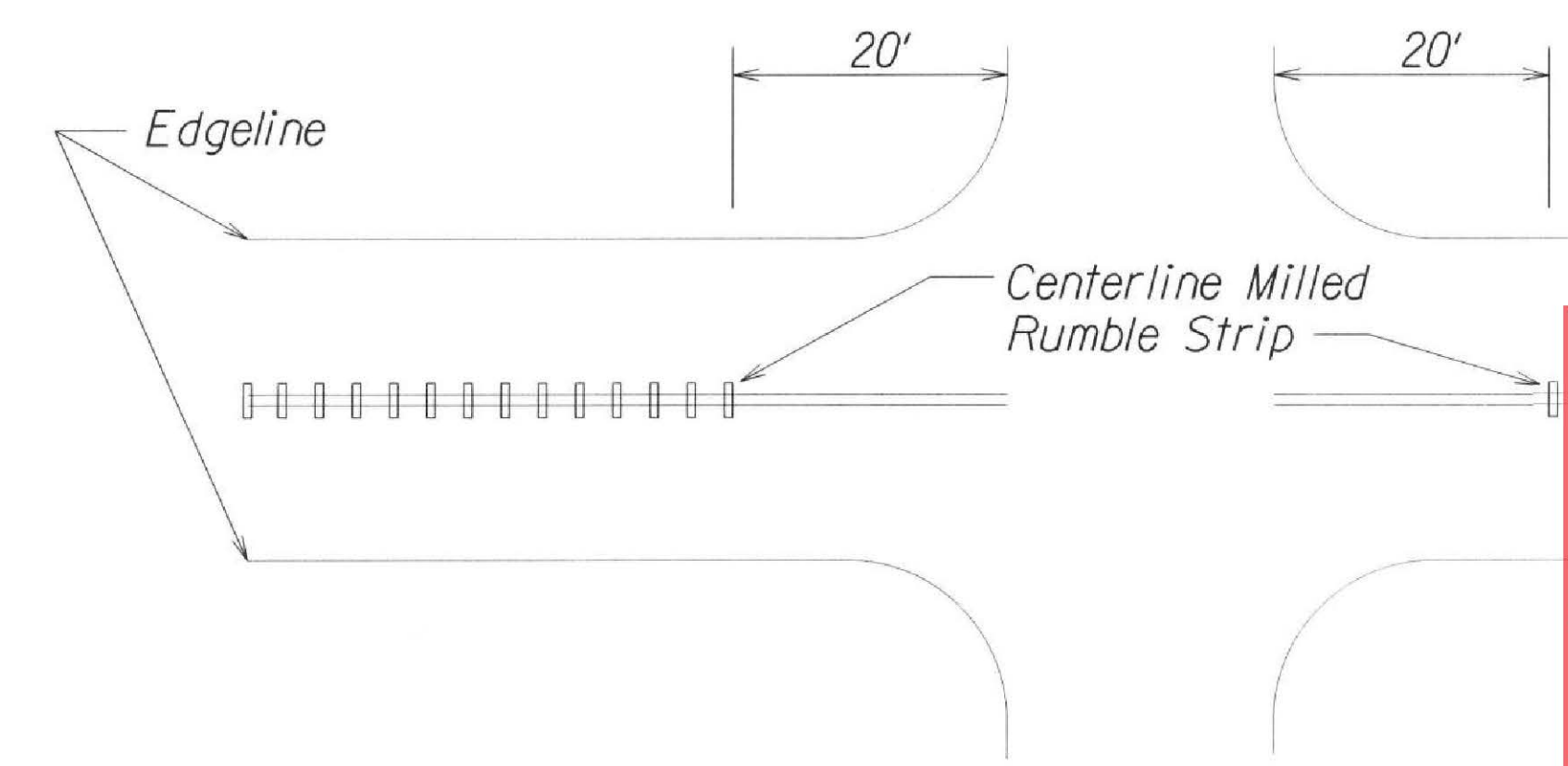


**CENTERLINE MILLED RUMBLE STRIP AT TRANSVERSE MEDIAN MARKING**  
Not to Scale



**SECTION A-A - CENTERLINE MILLED RUMBLE STRIP**  
Not to Scale

- NOTES:**
- The method of constructing the centerline milled rumble strip shall be submitted to the Engineer for acceptance prior to the actual work.
  - Dimensions shown are approximate. Adjust rumble strip spacing to coordinate with pavement markings prior to installation.
  - Raised pavement markers shall be installed on level surface between the rumble strips. Do not install raised pavement markers inside the milled area.
  - The construction of the centerline milled rumble strip shall be paid for under Item No. 615.0100 - 16-Inch Milled Rumble Strip, Centerline.
  - The milling apparatus and removal of existing pavement markings will not be paid for separately and shall be considered incidental to Item 615.0100 - 16-Inch Milled Rumble Strip, Centerline.
  - Do not install centerline rumble strips on bridge decks.
  - Where at-grade bridges are present, rumble strips shall end/begin 20 L.F. beyond the existing bridge deck joints/concrete approach slab.
  - Hot spray thermoplastic shall be used for solid line markings within the milled centerline rumble strip area.
  - Seal entire surface of Milled Rumble Strips by applying/coating emulsified asphalt. This scope of work shall be incidental to Item No. 615.0100 - 16-Inch Milled Rumble Strip.



**MILLED RUMBLE STRIP INSTALLATION**  
Not to Scale

**AS-BUILT DRAWINGS**

This certifies that the dimensions and details on these sheets reflect the dimensions and details, and specifications as constructed in the field.

Certified By: Jordan Ching  
Grace Pacific LLC

Signature: *Jordan Ching* Date: 02/17/2021

Contractor's Name and Company (printed)

Engineer's Name and Company (printed)

Signature: *Jordan Ching* Date: 02/17/2021

Approved By: \_\_\_\_\_ Date: \_\_\_\_\_

STATE OF HAWAII  
DEPARTMENT OF TRANSPORTATION  
HIGHWAYS DIVISION

**CENTERLINE MILLED RUMBLE STRIP DETAIL**

KUHIO HIGHWAY RESURFACING  
Koolau Road (South) to Papaa Road  
Project No. 50C-01-17M

Scale: As Shown Date: March 2017

SHEET No. T2 OF 7 SHEETS