








FED. ROAD DIST. NO.	STATE	FEDERAL AID PROJ. NO.	FISCAL YEAR	SHEET NO.	TOTAL SHEETS
HAWAII	HAW.	ER-19(009)	2018	24	29

GENERAL NOTES FOR TRAFFIC CONTROL PLAN


- Only Traffic Control Plans for major construction activities are shown. The Contractor shall develop his own Traffic Control Plans in accordance with Section 645 of the Special Provisions for activities to complete work not covered by the Traffic Control Plans. The Contractor shall submit the Traffic Control Plans to the Engineer for approval. Payment for development and implementation of the Traffic Control Plans shall be considered incidental to the various contract items.
- All lane closures and traffic pattern changes (detours) not shown on the plan shall be submitted to the Engineer for approval in accordance with Specifications Section 645-Traffic Control. For restrictions on lane closures, detours, construction work during peak hours, and other requirements regarding maintaining vehicular and pedestrian traffic, see Section 107.13 - Public Convenience and Safety, and Section 645-Traffic Control.
- The Contractor shall make minor adjustments at intersections, driveways, bridges, structures, etc. to fit field conditions.
- Cones or delineators shall be extended to a point where they are visible to approaching traffic.
- Traffic control devices shall be installed such that the sign or device farthest from the work area shall be placed first. The others shall then be placed progressively toward the work area.
- Flaggers and/or police officers shall be in sight of each other or in direct communications at all times.
- Sign spacings (L), taper lengths (T), and spacings of cones or delineators shall be as shown in Table 1 of Section 645 in the Specifications, unless otherwise noted on HDOT's Traffic Control Plans.
- All traffic lanes shall be minimum of 10 feet wide.
- All signs shall be promptly removed or covered whenever the message is not applicable or not in use.
- The backs of all signs for traffic control shall be appropriately covered to preclude the display of inapplicable sign messages (i.e., when signs have messages on both faces).
- At the end of each day's work or as soon as the work is completed, the Contractor shall remove all traffic control devices no longer needed to permit free and safe passage of public traffic. Removal shall be in the reverse order of installation.
- Replace permanent pavement markings and traffic signs upon completion of each phase of work. Temporary pavement markings and traffic signs shall be used in the interim.
- Existing conflicting pavement markings shall be removed and temporary pavement markings shall be installed before traffic patterns are changed. After completion of the work, temporary pavement markings shall be removed. Payment for removal of existing pavement markings; and furnishing, installing, and removal of temporary pavement markings, whether or not shown on the Traffic Control Plans shall be considered incidental to the various contract items.
- The locations of pavement markings, signs, and delineators used in the Traffic Control shall be as shown on the plans, Contractor's approved Traffic Control Plans, and/or as determined in the field by the Engineer.
- Damage to signs, temporary pavement markers, and delineators caused by the public or Contractor's negligence shall be repaired or replaced by the Contractor at the Contractor's expense.
- The Contractor shall provide sand bags or other accepted weights for the Type III Barricades, when used. The Contractor shall provide steady burn amber lamps during hours of darkness. The lamps shall be attached on the Type III Barricade end closest to the traveled way. The lamp should be visible to the motorist. Payment for Type III Barricades with amber lamps shall be considered incidental to the various contract items. Type III barricades shall not be stored in the clear zone.
- Work zone limits shown for each traffic control phase encompass all work items to be completed in that particular phase. The length of the work zone may be reduced to accommodate the Contractor's actual work zone for that time period, provided it has been accepted by the Engineer, and all tangents, tapers, and buffer lengths are maintained.
- Install Portable Message Boards (2 total) on either side of the bridges one week prior to construction. Message shall indicate lane closure times. Location to be determined by Engineer.

LEGEND:

-  Flashing Arrow Sign
-  Sign
-  Existing Sign
-  Work Area
-  Direction of Traffic
-  Portable Message Board
-  Cones with Retroreflective bands
(All cones in work area shall be 28" high).

DATE
SURVEY PLOTTED BY
DRAWN BY
TRACED BY
NOTED BY
QUANTITIES BY
CHECKED BY
ORIGINAL PLAN
NOTE BOOK
NO.

AS-BUILT

 <p>THIS WORK WAS PREPARED BY ME OR UNDER MY SUPERVISION.</p> <p><i>R. M. Urakshi</i></p> <p>SIGNATURE EXPIRATION DATE OF THE LICENSE</p>	<p>STATE OF HAWAII DEPARTMENT OF TRANSPORTATION HIGHWAYS DIVISION</p> <p>TRAFFIC CONTROL NOTES AND LEGEND</p> <p>WAILUA RIVER SCOUR COUNTERMEASURES Proj. No. ER-19(009)</p> <p>Scale: None Date: Oct. 26, 2018</p>
	<p>SHEET No. TC-1 OF 29 SHEETS</p>