

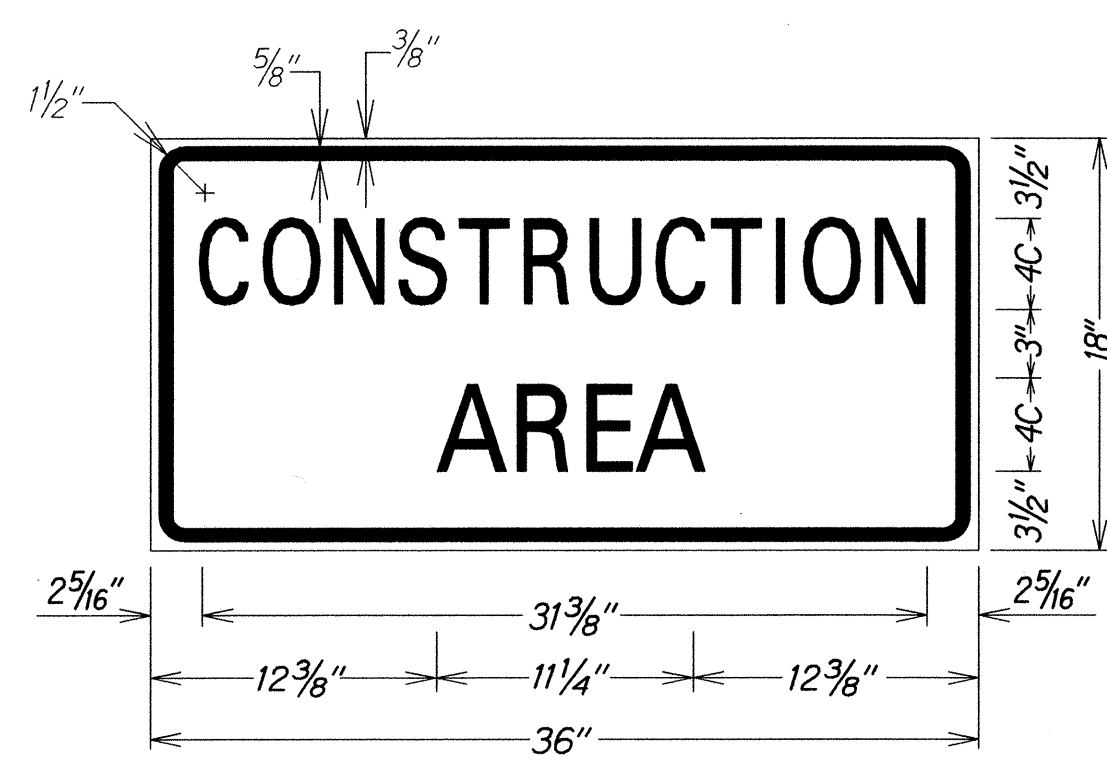
TYPICAL DETAIL FOR CONSTRUCTION SIGNS
ON TWO LANE OR MULTILANE UNDIVIDED HIGH SPEED HIGHWAY

Work Zone Note:

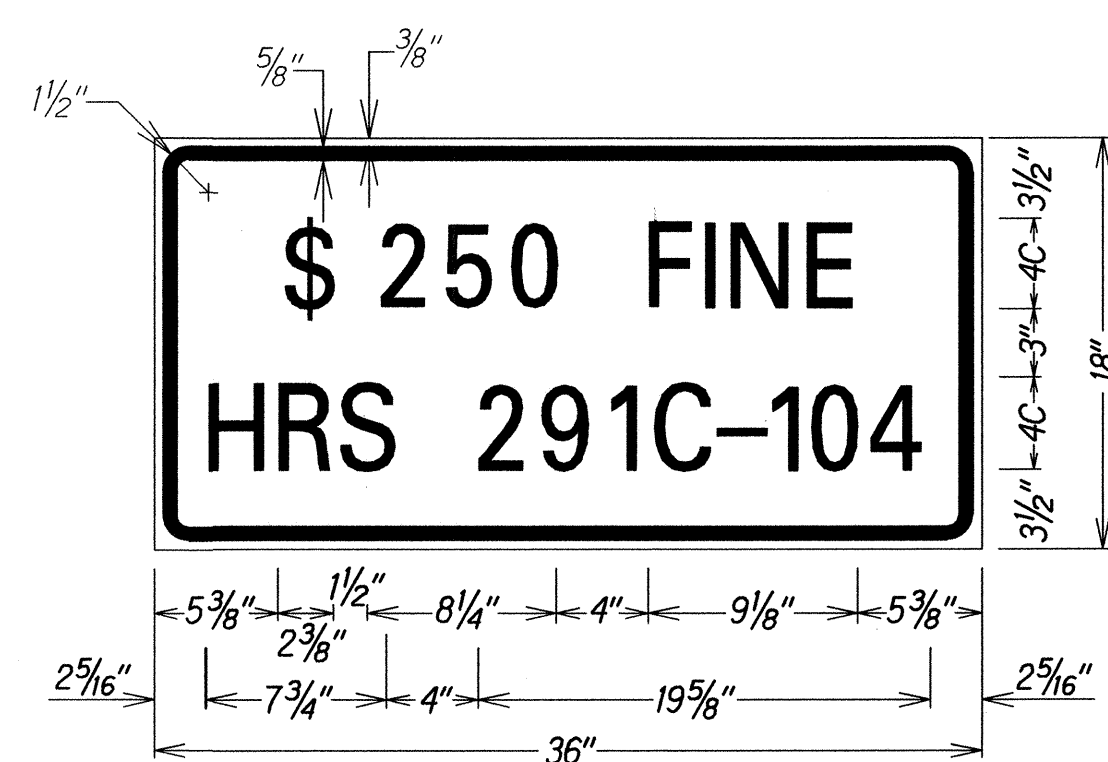
1. This Work Zone Sign Plan is intended for use on long-term stationary work zones/construction phases (3 days or more). All work zones or construction phases less than 3 days duration will use Traffic Control Plans shown in Section 645 of the Special Provisions.
2. All existing regulatory speed limit signs with posts within the work zone/project limits shall be removed and replaced with work zone speed limit sign assemblies (R2-1(XX) and R2-5b(XX)) with "CONSTRUCTION AREA" and "\$250 FINE HRS 291C-104" Supplemental Signs.
3. Construction sign assemblies shall be installed on both the approaching and trailing ends of each work zone as shown on this plan.
4. Each construction warning sign and work zone speed limit assembly shall have a minimum of two (2) Type II OM. Installation of each Type II OM shall be considered incidental to Item No. 645.0100 - Traffic Control.
5. Upon the completion of all physical work or as directed by the Engineer, all construction signs and work zone speed limit assemblies shall be removed. All speed limit signs and posts that were existing at the start of the project within the work zone/project limits shall be restored back to their original locations and configurations.
6. Placement of construction signs shall not obstruct the path of pedestrians and bicyclists.
7. The removal and restoration of existing regulatory speed limit signs shall be considered incidental to Item No. 645.0100 - Traffic Control.
8. The installation, maintenance and removal of work zone speed limit sign assemblies shall be paid for under Item No. 645.0100 - Traffic Control.
9. The work zone speed limit signs shall be new and become the property of the Contractor.

YY - EXISTING POSTED SPEED LIMIT (MPH)	XX - NEW CONSTRUCTION AREA SPEED LIMIT (MPH)	D-REDUCED SPEED LIMIT SIGN SPACING TO FIRST CONSTRUCTION AREA SPEED LIMIT SIGN (FEET)
45	35	225
50	40	225
55	45	300

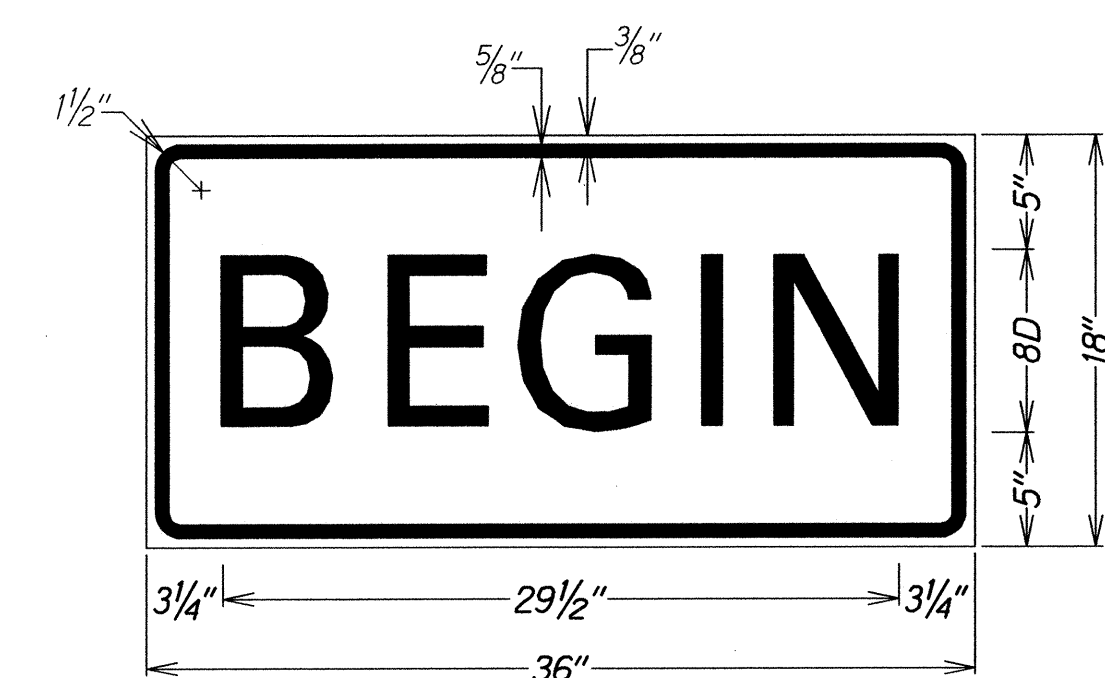
ORIGINAL PLAN
DESIGNED BY
CHECKED BY
DATE



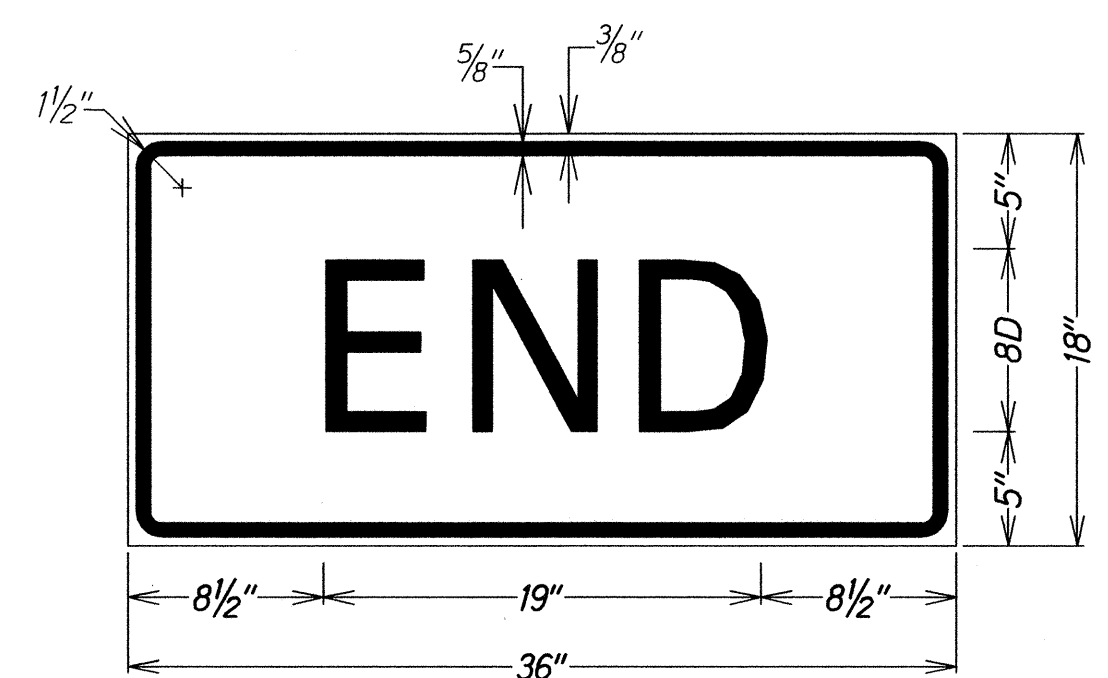
LEGEND: BLACK
BACKGROUND: ORANGE



LEGEND: BLACK
BACKGROUND: WHITE



LEGEND: BLACK
BACKGROUND: ORANGE

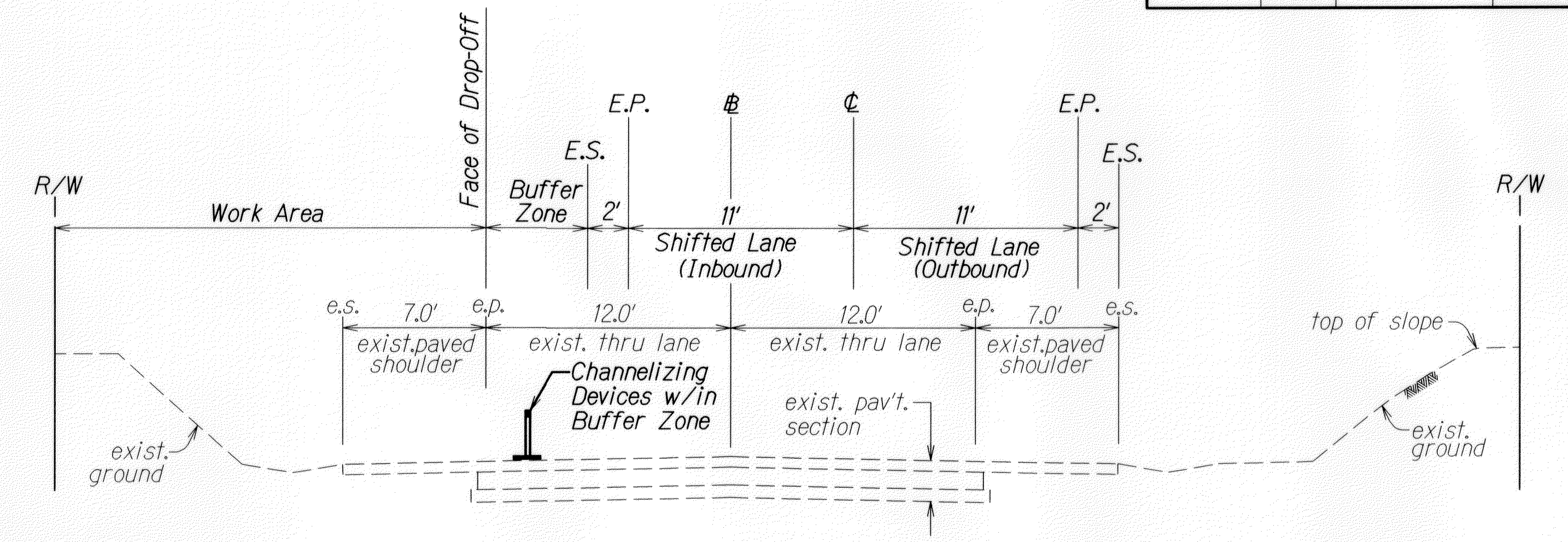


LEGEND: BLACK
BACKGROUND: ORANGE

STATE OF HAWAII
DEPARTMENT OF TRANSPORTATION
HIGHWAYS DIVISION
HIGH SPEED UNDIVIDED HIGHWAY
WORK ZONE SIGNING PLAN, NOTES & DETAILS
KUHIO HIGHWAY
Intersection Improvements at Kapaka Street
Project No. 56D-01-13
Scale: Not to Scale Date: January 2013
SHEET No. T3 OF 4 SHEETS

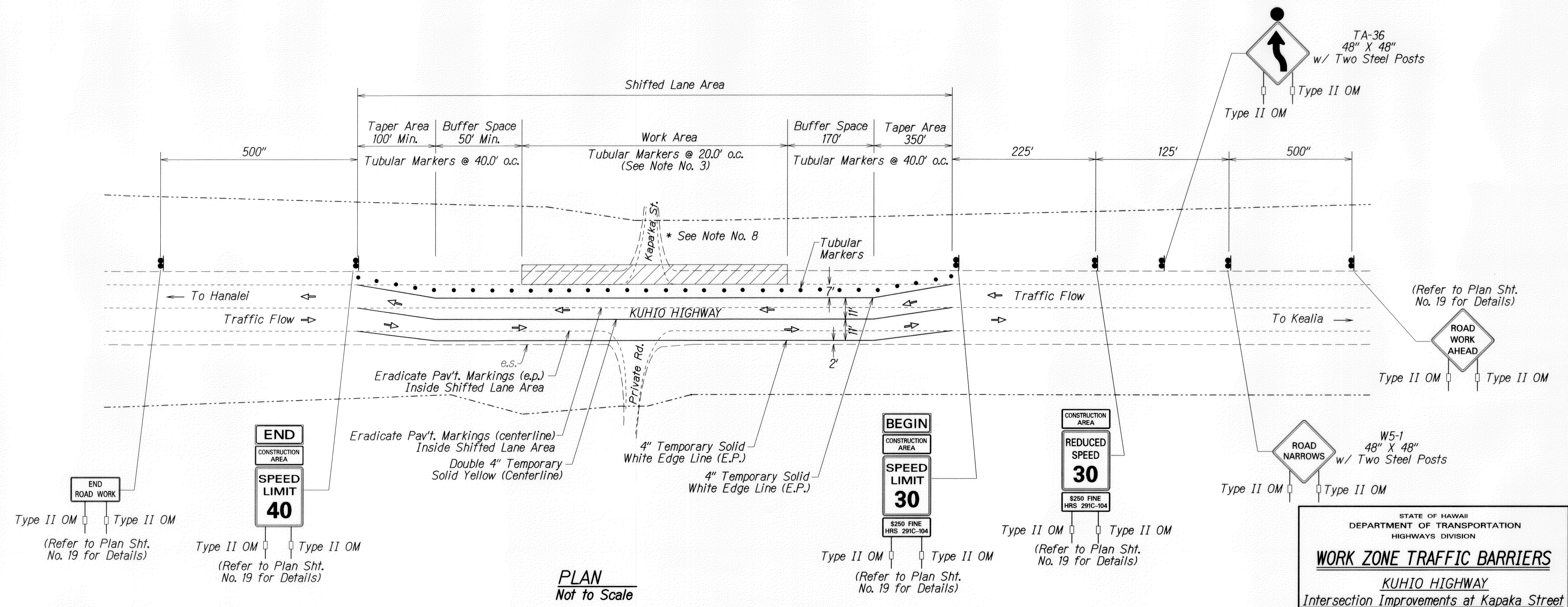
FED. ROAD DIST. NO.	STATE	PROJ. NO.	FISCAL YEAR	SHEET NO.	TOTAL SHEETS
HAWAII	HAW.	56D-01-13	2013	ADD. 19S-1	23

- Note:
1. During non-working periods, place a temporary wedge along the face of all drop-offs. The wedge should consist of stable material placed at a slope of 6H:1V or flatter.
 2. Channelizing devices shall be double base tubular markers or equal.
 3. The Contractor shall make adjustments at intersections, driveways and structures to fit field conditions.
 4. Signs are shown for one direction of travel only. Place devices similar to those depicted for the opposite direction of travel.
 5. Final location and spacing of signs and devices may be changed to fit field conditions as approved by the Engineer.
 6. No equipment, materials or vehicles shall be allowed to park in the buffer space.
 7. Furnish and utilize two (2) variable message board as directed by the Engineer.
 8. In lieu of 24 hours, 7 days per week flagger control at intersecting streets, restore 2-lane, 2-way traffic during non-working hours; Refer to note 13 of Plan Sht. No. 20.



TYPICAL SECTION
Not to Scale

Install Flashing Yellow Beacon w/ Solar Panel, Battery Pack and Mounting Hardware



PLAN
Not to Scale

STATE OF HAWAII
DEPARTMENT OF TRANSPORTATION
HIGHWAYS DIVISION

WORK ZONE TRAFFIC BARRIERS

KUHIO HIGHWAY
Intersection Improvements at Kapaka Street
Project No. 56D-01-13

Not to Scale Date: June 2013

SHEET No. 1 OF 1 SHEETS

SURVEY PLOTTED BY	DATE
DRAWN BY	
DESIGNED BY	
QUANTITIES BY	
CHECKED BY	
ORIGINAL PLAN	
NOTE BOOK	
NO.	