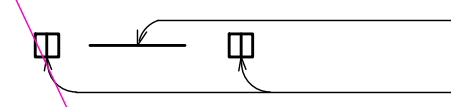
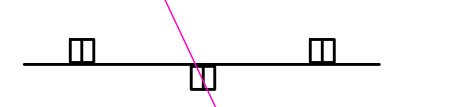
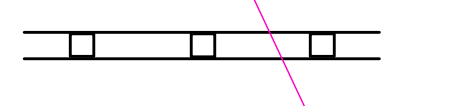
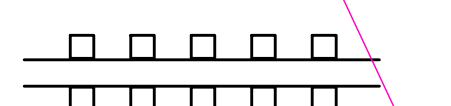
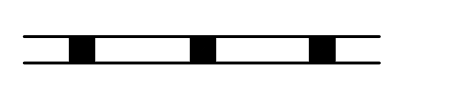
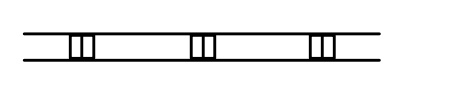

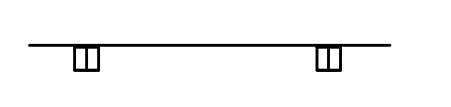
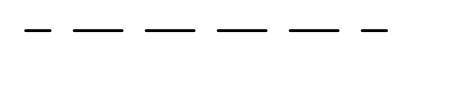
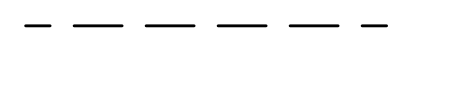
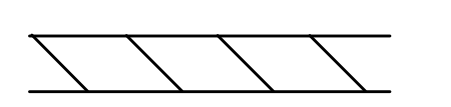
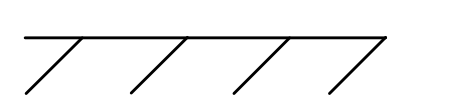
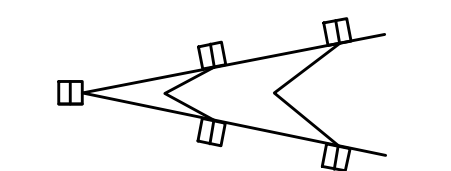
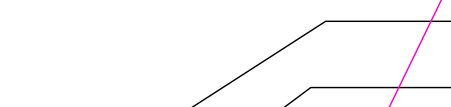
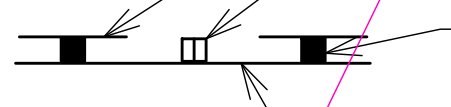

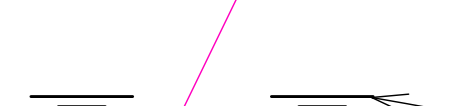
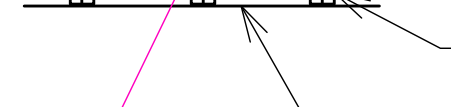

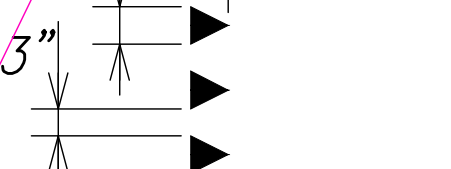


PAVEMENT MARKING LEGEND

-  4" White Profiled Thermoplastic Stripe 10 LF at 40'-0" o.c. with Type "C" RPM at 40'-0" o.c. See Profiled Thermoplastic Striping Details, Sheet No. T7, Typ.
-  8" White Stripe with Type C Raised Pavement Markers (RPM) at 20'-0" o.c. (Thermoplastic Extrusion)
-  4" Double Solid Yellow with Type D Raised Pavement Markers (RPM) at 20'-0" o.c. (Thermoplastic Extrusion)
-  4" Double Solid Yellow with Type D Raised Pavement Markers (RPM) at 10'-0" o.c. (Thermoplastic Extrusion)
-  4" Double Solid Yellow Stripe with Type H Raised Pavement Markers (RPM) at 20'-0" o.c. (Thermoplastic Extrusion)
-  4" Double Solid White Stripes with Type C Raised Pavement Markers (RPM) at 20'-0" o.c. (Thermoplastic Extrusion)
-  4" Yellow Edge Stripe with Type H Raised Pavement Markers (RPM) at 40'-0" o.c., unless otherwise noted (Thermoplastic Extrusion)
-  4" or 8" White Edge Stripe with Type C Raised Pavement Markers (RPM) at 40'-0" o.c. (Thermoplastic Extrusion)
-  4" White Guide Lines (Thermoplastic Extrusion), 2'-0" at 6' o.c.
-  4" Yellow Guide Lines (Thermoplastic Extrusion), 2'-0" at 6' o.c.
-  Transverse Median Marking (Thermoplastic Extrusion)
-  Transverse Shoulder Marking (Thermoplastic Extrusion)
-  Channelizing Island or Deceleration Lane Gore (Thermoplastic Extrusion)
-  4" White Stripe 10 LF at 20'-0" o.c. Type D Raised Pavement Markers at 20'-0" o.c.
-  4" White Stripe 10 LF at 20'-0" o.c. Type H Raised Pavement Markings at 20'-0" o.c. (Reflective Surface Facing No-Passing Direction)
-  4" Single Solid White Stripe (Thermoplastic Extrusion)
-  Lane Change Restriction Marking
-  4" White Stripe 10 LF at 40'-0" o.c. Type C Raised Pavement Markings at 20'-0" o.c.
-  4" Single Solid White Stripe (Thermoplastic Extrusion)
-  Yield Line White Triangle

SIGNING AND PAVEMENT MARKING NOTES

1. Layout of pavement markings and striping shall be done by the Contractor and approved by the Engineer prior to any installation work.
2. Existing pavement markings not incorporated in the final traffic pattern shall be removed as directed by the Engineer. The removal of existing pavement markings shall not be paid for separately but shall be considered incidental to the various pavement marking items.
3. Raised pavement markers shall not be installed within crosswalks.
4. Final locations of all signs shall be approved by the Engineer prior to any installation work.
5. Existing signs not shown on these plans shall remain as posted unless otherwise directed by the Engineer. Removal and disposal of existing signs and/or posts as designated on these plans shall be incidental to the various signing items.
6. Final locations of all Stop Lines shall be approved by the Engineer prior to installation.
7. All pavement striping shall be as noted on the legend or plans.
8. All preformed pavement marking tapes over existing pavement shall be applied with an approved primer as recommended by the tape manufacturer and as approved by the Engineer. The primer shall be allowed to dry to the tacky stage prior to tape application.
9. Removal of Existing Delineators and Posts as directed by the Engineer shall be considered incidental to the various signing items.
10. Existing signs that are to be replaced shall not be removed until new signs are installed as replacements, or the messages are no longer necessary. Removal of existing signs and posts to be replaced shall be considered incidental to the various sign items.
11. Backing for all new regulatory and warning signs shall not be spliced.
12. All sign panels shall conform to Section 630 of Special Provisions and the latest editions and amendments of the following FHWA publications:
 - a. "Manual on Uniform Traffic Control Devices for Street and Highways" (MUTCD)
 - b. "Standard Highway Signs"
 - c. "Standard Alphabets for Highways Signs"
13. All new and relocated signs and markers installed on pipe post or light standard are to be mounted with stainless steel band brackets and stainless steel braces. Stainless steel fastener shall be Type 316.
14. The Contractor shall erect at the beginning of the project and at the end of the project advance construction warning signs as indicated on the plans or as directed by the Engineer for the duration of the highway project and shall be maintained by the Contractor. These signs shall be replaced in addition to the required traffic control signs called for in Section 645-Traffic Control. The advance construction warning signs shall be new and become the property of the State. The Contractor shall remove, clean and deliver the signs and posts to the Kauai District Baseyard or as directed by the Engineer at the end of the project.

15. The Contractor shall install new Type II Object Markers on all utility poles that are within the State Highway Right-of-way as directed by the Engineer. This shall be considered incidental to the various sign items.
16. All traffic control devices including: signs, barricades, vertical panels, warning lights, arrow boards, changeable message signs, cones and tubular markers that meet the requirements of American Traffic Safety Services Association (ATSSA), "Quality Standard for Work Zone Traffic Control Devices, 1992" shall be used on this project. Compliance with this requirement will be considered incidental to the contract and no extra compensation will be allowed.
17. The Contractor shall install new mile post markers (bi-directional) at one-half mile increment alternating along the Northbound and Southbound lanes. Mile post marker shall begin at mile post 5.5 and end at mile post 6.5 Final location of all mile post markers shall be approved by the Engineer.
18. Install state route marker signs (M1-6) according to standard plan TE-11.



THESE PLANS HAVE BEEN PREPARED UTILIZING INFORMATION PROVIDED BY THE PROJECT CONTRACTOR. THE UPDATED CONSTRUCTION INFORMATION DEPICTED HEREIN HAS NOT BEEN VERIFIED FOR ACCURACY AND COMPLETENESS. NO REPRESENTATION IS BEING MADE TO ITS VALIDITY.



THIS WORK WAS PREPARED BY ME OR UNDER MY SUPERVISION.
 APRIL 30, 2020
 WILSON OKAMOTO CORPORATION LIC. EXP. DATE

DATE	_____
SURVEY PLOTTED BY	_____
DRAWN BY	_____
TRACED BY	_____
CHECKED BY	_____
APPROVED BY	_____
ORIGINAL PLAN	_____
NOTE BOOK	_____
No.	_____

LEGEND FOR AS-BUILT POSTINGS

-  Squiggly line for as-built deletion
-  Double line for as-built deletion
- Roadway Text for as-built posting

DATE	REVISION
11/12/19	△ Reissuing plan for legibility only. No design changes have been made.
9/20/19	△ Reissuing plan for legibility only. No design changes have been made.

STATE OF HAWAII
 DEPARTMENT OF TRANSPORTATION
 HIGHWAYS DIVISION
PAVEMENT MARKING LEGEND
DETAILS AND NOTES
 KUHIO HIGHWAY SHORT-TERM
 IMPROVEMENTS KUAMOO ROAD
 TO TEMPORARY KAPAA BYPASS ROAD
 Fed. Aid Proj. No. NH-056-1(50)
 Scale: _____ Date: July 2019
 SHEET No. PM1 OF 9 SHEETS

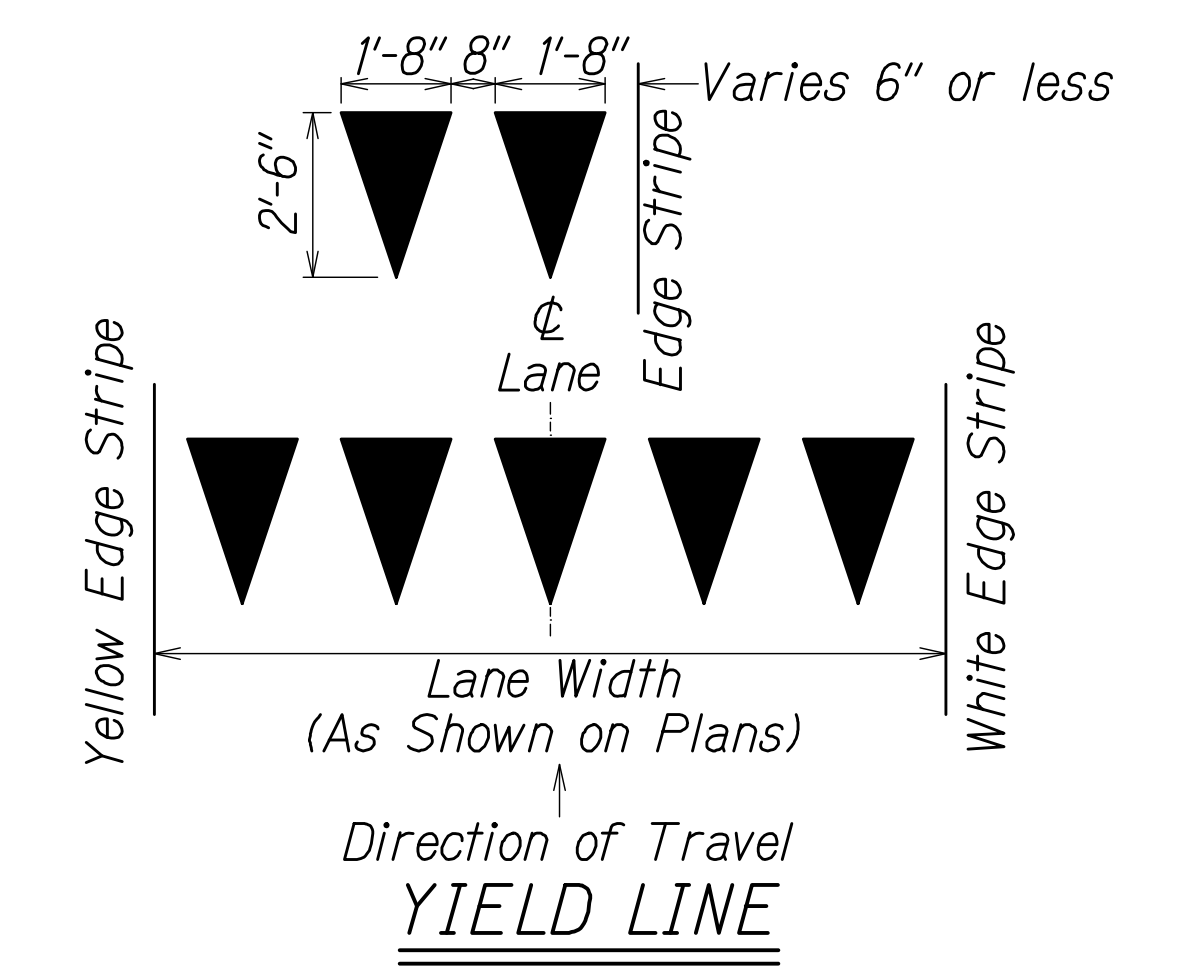
"AS-BUILT"

LEGEND

- 10' White Profiled Thermoplastic Stripe
- Type C Raised Pavement Markers @ 40'-0" o.c.
- 10' Yellow Profiled Thermoplastic Stripe
- Type D Raised Pavement Markers @ 40'-0" o.c.
- 8" White Stripe with Type C Raised Pavement Markers @ 20'-0" o.c. (Tape, Type I or Thermoplastic Extrusion)
- 4" Double Solid Yellow Stripes with Type D Raised Pavement Markers On Both Outside Edges Of 4" Yellow Stripe @ 10'-0" o.c. (Tape, Type I Or Thermoplastic Extrusion)
- 4" Double Solid Yellow Stripes with Type H Raised Pavement Markers On Both Outside Edges Of 4" Yellow Stripe @ 10'-0" o.c. (Tape, Type II Or Thermoplastic Extrusion)
- 6" Yellow Edge Stripe with Type H Raised Pavement Markers @ 10'-0" o.c. (Tape, Type II or Thermoplastic Extrusion)
- 4" Double Solid White Stripes with Type C Raised Pavement Markers @ 20'-0" o.c. (Tape, Type I or Thermoplastic Extrusion)
- Lane Change Restriction Marking
- 10' White Profiled Thermoplastic Stripe Type C Raised Pavement Markers @ 20'-0" o.c.
- 4" White Stripe (Tape, Type I or Thermoplastic Extrusion)
- 6" or 8" White Edge Stripe with Type C Raised Pavement Markers @ 20'-0" o.c. (Tape, Type II or Thermoplastic Extrusion)
- 4" White Guide Line (Tape, Type III or Thermoplastic Extrusion except for bus bays)
- Transverse Median Marking (Tape, Type II or Thermoplastic Extrusion)
- Transverse Shoulder Marking (Tape, Type II or Thermoplastic Extrusion)
- Channelizing Island or Deceleration Lane Gore (Tape, Type II or Thermoplastic Extrusion)
- Crosswalk and Stop Line. All Stop Lines shall be 10'-0" from Crosswalk unless otherwise noted. The circled number indicates the number of lanes for payment (Tape, Type III or Thermoplastic Extrusion)
- Pavement Arrow (Tape, Type III or Thermoplastic Extrusion)
- STOP Pavement Word (Tape, Type III or Thermoplastic Extrusion)
- 10' Yellow Profiled Thermoplastic Stripe @ 40'-0" o.c.
- Type D Raised Pavement Markers on Outside Edge and Midway Between Yellow Profiled Thermoplastic Stripe @ 40'-0" o.c. (Passing Direction)
- Type D Raised Pavement Markers on Outside Edge of 4" Single Solid Yellow Stripe @ 10'-0" o.c. (No-Passing Direction)
- 4" Single Solid Yellow Stripe (Tape, Type I or Thermoplastic Extrusion)
- Extension of Edge Line, 4" Wide x 2'-0" Long White Stripe @ 10'-0" o.c. w/Type C Markers @ 40'-0" o.c. (Tape, Type III or Thermoplastic Extrusion)
- Centerline/Edgeline Rumble Strip

NOTES

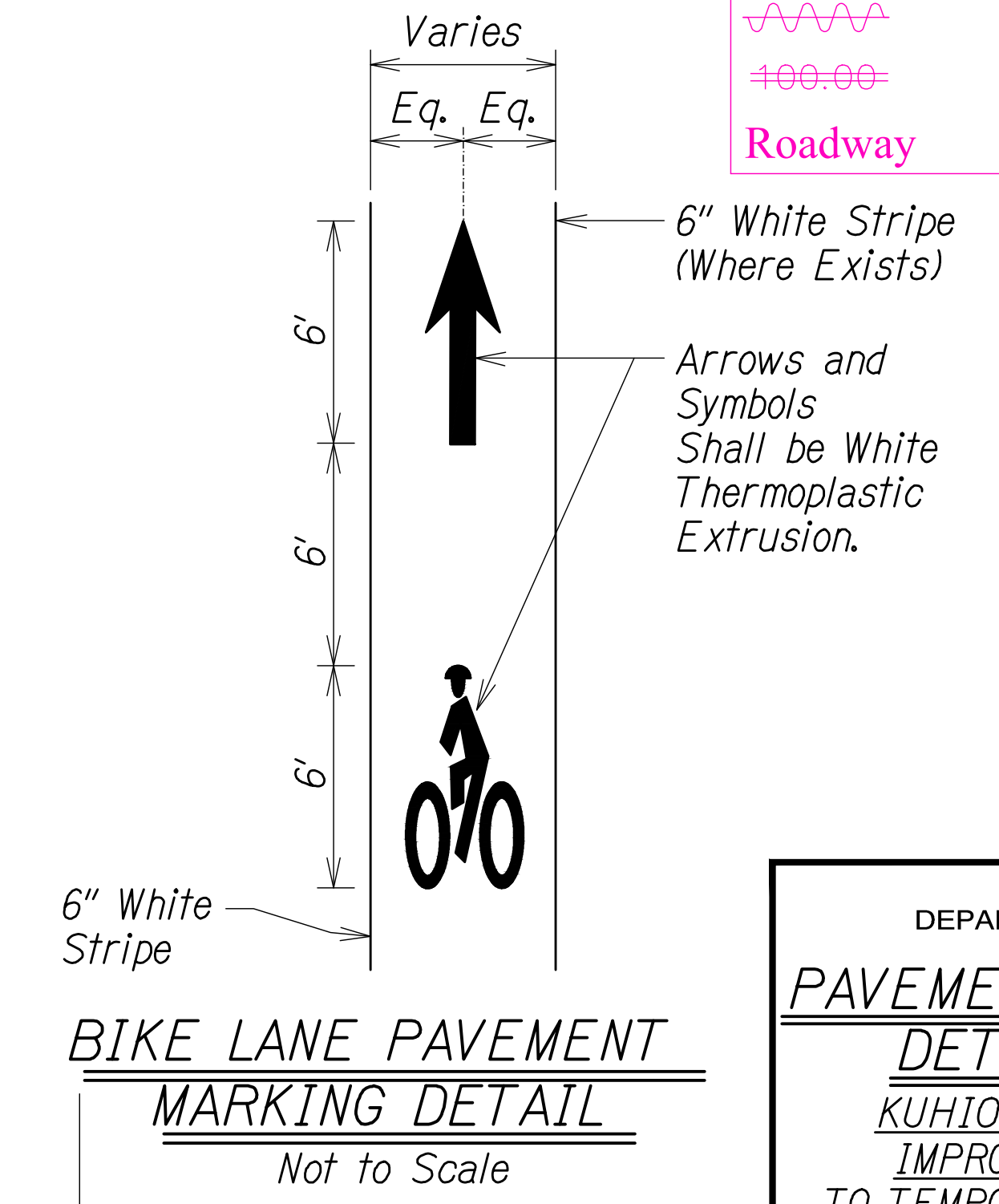
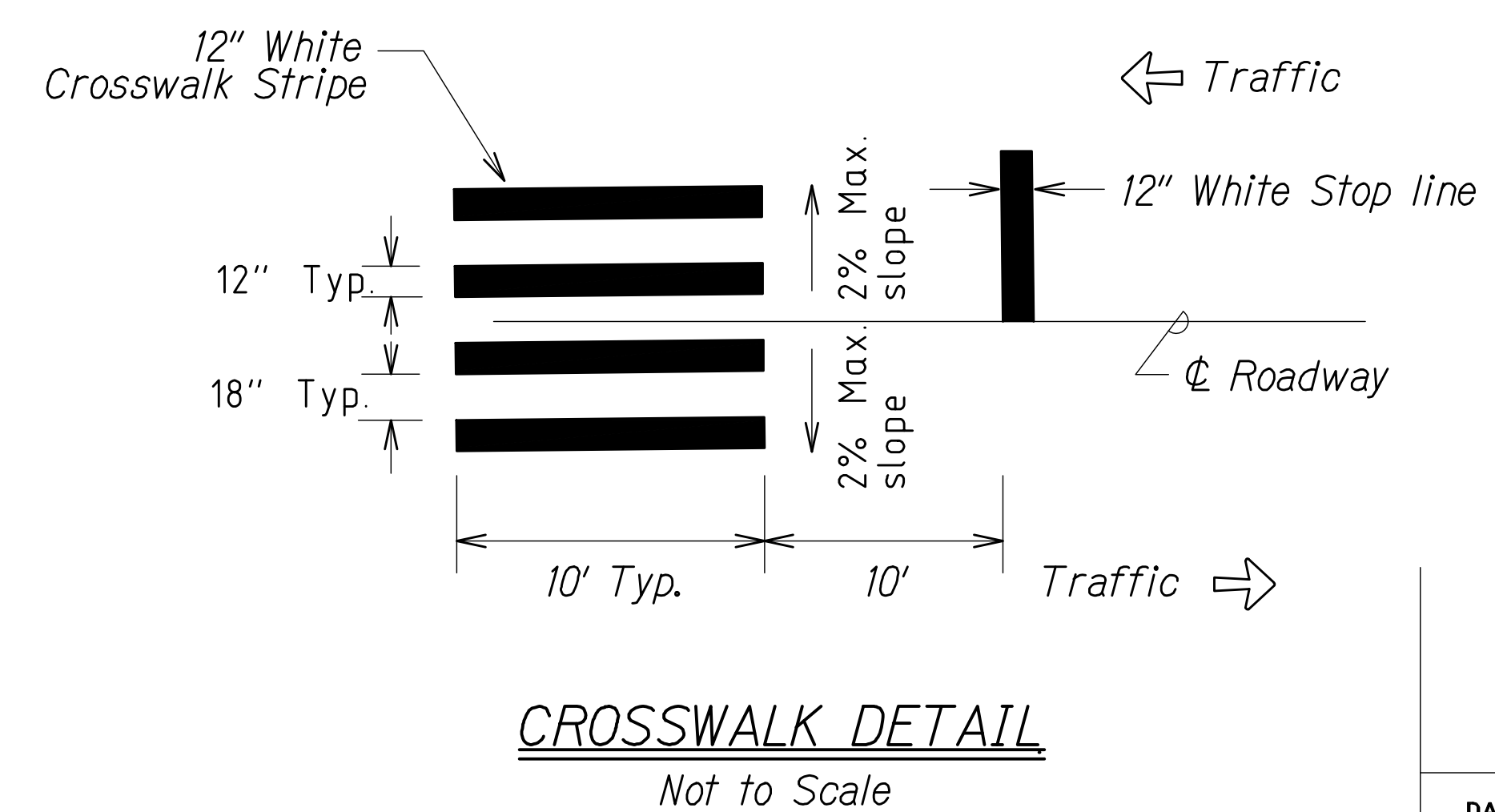
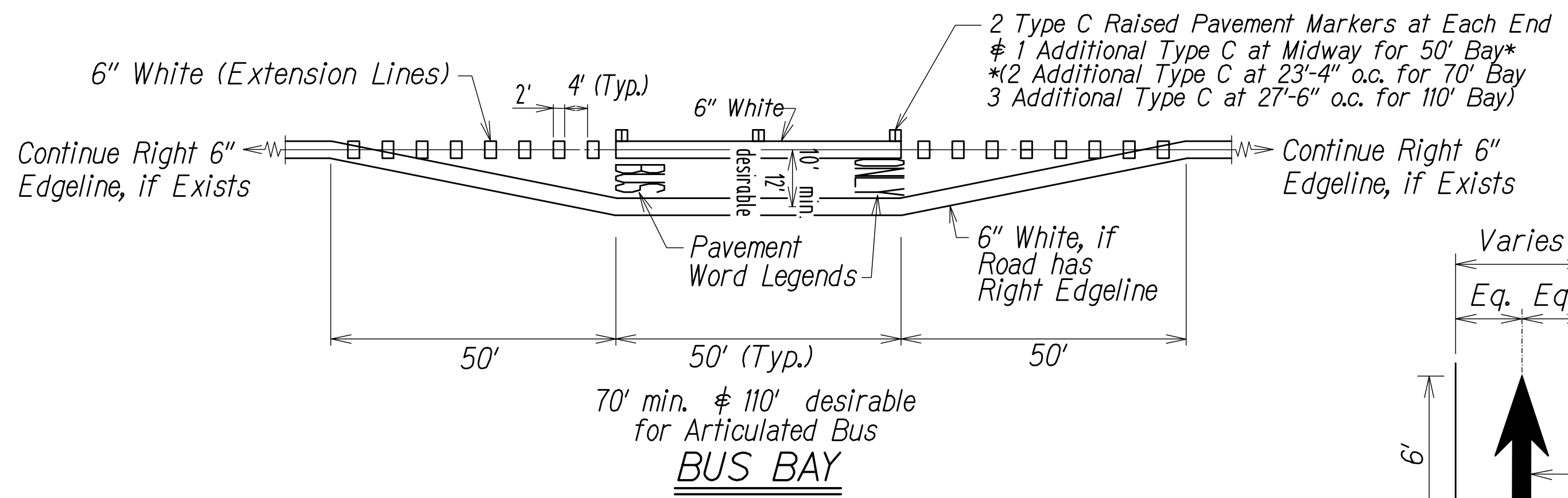
1. Layout of pavement markings and striping shall be done by the Contractor and approved by the Engineer prior to any installation work.
2. Existing pavement markings not incorporated in the final traffic pattern shall be removed as directed by the Engineer. Costs shall be incidental to the various pavement marking items.
3. Raised pavement markers shall not be installed within crosswalks.
4. Final locations of all signs shall be approved by the Engineer prior to any installation work.
5. Existing signs not shown on these plans shall remain as posted unless otherwise directed by the Engineer. Removal and disposal of existing signs and/or posts as designated on these plans shall be incidental to the various signing items.
6. Final locations of all Stop Lines shall be approved by the Engineer prior to installation.
7. All pavement striping shall be as noted on the legend or plans.
8. All preformed pavement marking tapes over existing pavement shall be applied with an approved primer as recommended by the tape manufacturer and as approved by the Engineer. The primer shall be allowed to dry to the tacky stage prior to tape application.
9. All pedestrian warning signs with supplemental sign shall be on a fluorescent yellow-green retroreflective background with a black legend or border.



THESE PLANS HAVE BEEN PREPARED UTILIZING INFORMATION PROVIDED BY THE PROJECT CONTRACTOR. THE UPDATED CONSTRUCTION INFORMATION DEPICTED HEREIN HAS NOT BEEN VERIFIED FOR ACCURACY AND COMPLETENESS. NO REPRESENTATION IS BEING MADE TO ITS VALIDITY.

LEGEND FOR AS-BUILT POSTINGS

- Squiggly line for as-built deletion
- Double line for as-built deletion
- Roadway** Text for as-built posting



DATE	_____
SURVEY PLOTTED BY	_____
DRAWN BY	_____
TRACED BY	_____
DESIGNED BY	_____
QUANTITIES BY	_____
CHECKED BY	_____
ORIGINAL PLAN	_____
NOTE BOOK	_____
No.	_____



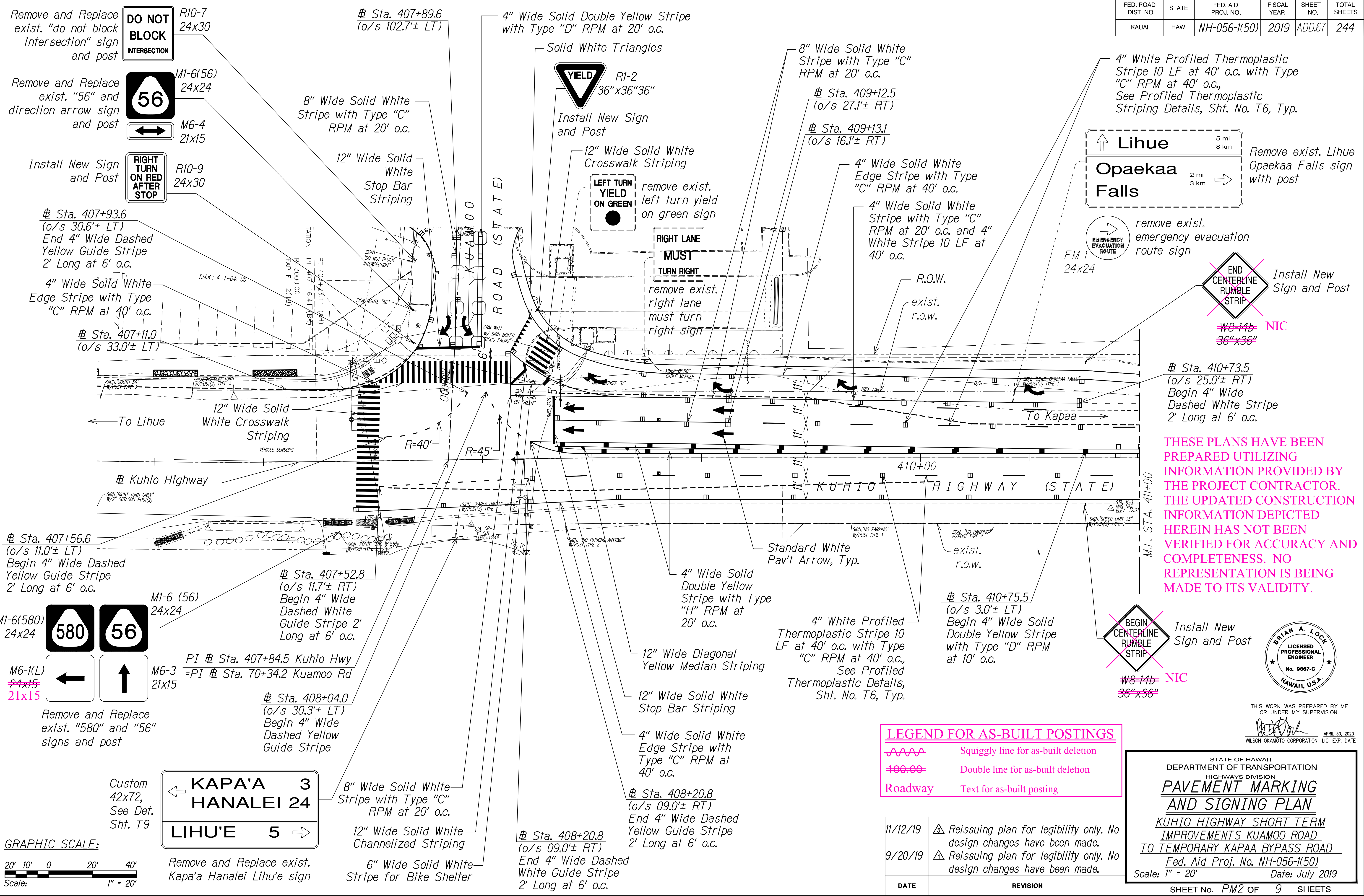
THIS WORK WAS PREPARED BY ME OR UNDER MY SUPERVISION.
 APRIL 30, 2020
 WILSON OKAMOTO CORPORATION LIC. EXP. DATE

STATE OF HAWAII
 DEPARTMENT OF TRANSPORTATION
 HIGHWAYS DIVISION
PAVEMENT MARKING LEGEND
DETAILS AND NOTES
 KUHIO HIGHWAY SHORT-TERM
 IMPROVEMENTS KUAMOO ROAD
 TO TEMPORARY KAPAA BYPASS ROAD
 Fed. Aid Proj. No. NH-056-1(50)
 Scale: _____ Date: July 2019
 SHEET No. PMA OF 9 SHEETS

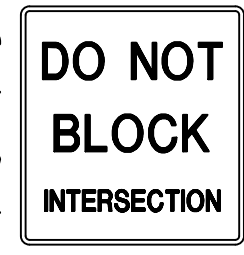
"AS-BUILT"

ADD.66

FED. ROAD DIST. NO.	STATE	FED. AID PROJ. NO.	FISCAL YEAR	SHEET NO.	TOTAL SHEETS
KAUAI	HAW.	NH-056-1(50)	2019	ADD.67	244




Remove and Replace exist. "do not block intersection" sign and post



Remove and Replace exist. "56" and direction arrow sign and post



Install New Sign and Post



End 4" Wide Dashed Yellow Guide Stripe 2' Long at 6' o.c.

4" Wide Solid White Edge Stripe with Type "C" RPM at 40' o.c.

Begin 4" Wide Dashed White Guide Stripe 2' Long at 6' o.c.

Begin 4" Wide Dashed Yellow Guide Stripe 2' Long at 6' o.c.

Begin 4" Wide Solid Double Yellow Stripe with Type "H" RPM at 20' o.c.

Begin 4" Wide Solid Double Yellow Stripe with Type "D" RPM at 10' o.c.

Begin 4" Wide Solid Double Yellow Stripe with Type "D" RPM at 10' o.c.

Begin 4" Wide Solid Double Yellow Stripe with Type "D" RPM at 10' o.c.

Begin 4" Wide Solid Double Yellow Stripe with Type "D" RPM at 10' o.c.

Begin 4" Wide Solid Double Yellow Stripe with Type "D" RPM at 10' o.c.

Begin 4" Wide Solid Double Yellow Stripe with Type "D" RPM at 10' o.c.

Begin 4" Wide Solid Double Yellow Stripe with Type "D" RPM at 10' o.c.

Begin 4" Wide Solid Double Yellow Stripe with Type "D" RPM at 10' o.c.

Begin 4" Wide Solid Double Yellow Stripe with Type "D" RPM at 10' o.c.

8" Wide Solid White Stripe with Type "C" RPM at 20' o.c.

12" Wide Solid White Stop Bar Striping

12" Wide Solid White Crosswalk Striping

12" Wide Solid White Crosswalk Striping

12" Wide Solid White Crosswalk Striping

12" Wide Solid White Crosswalk Striping

12" Wide Solid White Crosswalk Striping

12" Wide Solid White Crosswalk Striping

12" Wide Solid White Crosswalk Striping

12" Wide Solid White Crosswalk Striping

12" Wide Solid White Crosswalk Striping

12" Wide Solid White Crosswalk Striping

12" Wide Solid White Crosswalk Striping

12" Wide Solid White Crosswalk Striping

12" Wide Solid White Crosswalk Striping

12" Wide Solid White Crosswalk Striping

4" Wide Solid Double Yellow Stripe with Type "D" RPM at 20' o.c.

4" Wide Solid Double Yellow Stripe with Type "D" RPM at 20' o.c.

4" Wide Solid Double Yellow Stripe with Type "D" RPM at 20' o.c.

4" Wide Solid Double Yellow Stripe with Type "D" RPM at 20' o.c.

4" Wide Solid Double Yellow Stripe with Type "D" RPM at 20' o.c.

4" Wide Solid Double Yellow Stripe with Type "D" RPM at 20' o.c.

4" Wide Solid Double Yellow Stripe with Type "D" RPM at 20' o.c.

4" Wide Solid Double Yellow Stripe with Type "D" RPM at 20' o.c.

4" Wide Solid Double Yellow Stripe with Type "D" RPM at 20' o.c.

4" Wide Solid Double Yellow Stripe with Type "D" RPM at 20' o.c.

4" Wide Solid Double Yellow Stripe with Type "D" RPM at 20' o.c.

4" Wide Solid Double Yellow Stripe with Type "D" RPM at 20' o.c.

4" Wide Solid Double Yellow Stripe with Type "D" RPM at 20' o.c.

4" Wide Solid Double Yellow Stripe with Type "D" RPM at 20' o.c.

4" Wide Solid Double Yellow Stripe with Type "D" RPM at 20' o.c.

4" Wide Solid Double Yellow Stripe with Type "D" RPM at 20' o.c.

8" Wide Solid White Stripe with Type "C" RPM at 20' o.c.

4" Wide Solid White Edge Stripe with Type "C" RPM at 40' o.c.

4" Wide Solid White Edge Stripe with Type "C" RPM at 40' o.c.

4" Wide Solid White Edge Stripe with Type "C" RPM at 40' o.c.

4" Wide Solid White Edge Stripe with Type "C" RPM at 40' o.c.

4" Wide Solid White Edge Stripe with Type "C" RPM at 40' o.c.

4" Wide Solid White Edge Stripe with Type "C" RPM at 40' o.c.

4" Wide Solid White Edge Stripe with Type "C" RPM at 40' o.c.

4" Wide Solid White Edge Stripe with Type "C" RPM at 40' o.c.

4" Wide Solid White Edge Stripe with Type "C" RPM at 40' o.c.

4" Wide Solid White Edge Stripe with Type "C" RPM at 40' o.c.

4" Wide Solid White Edge Stripe with Type "C" RPM at 40' o.c.

4" Wide Solid White Edge Stripe with Type "C" RPM at 40' o.c.

4" Wide Solid White Edge Stripe with Type "C" RPM at 40' o.c.

4" Wide Solid White Edge Stripe with Type "C" RPM at 40' o.c.

4" Wide Solid White Edge Stripe with Type "C" RPM at 40' o.c.

4" White Profiled Thermoplastic Stripe 10 LF at 40' o.c. with Type "C" RPM at 40' o.c.

4" White Profiled Thermoplastic Stripe 10 LF at 40' o.c. with Type "C" RPM at 40' o.c.

4" White Profiled Thermoplastic Stripe 10 LF at 40' o.c. with Type "C" RPM at 40' o.c.

4" White Profiled Thermoplastic Stripe 10 LF at 40' o.c. with Type "C" RPM at 40' o.c.

4" White Profiled Thermoplastic Stripe 10 LF at 40' o.c. with Type "C" RPM at 40' o.c.

4" White Profiled Thermoplastic Stripe 10 LF at 40' o.c. with Type "C" RPM at 40' o.c.

4" White Profiled Thermoplastic Stripe 10 LF at 40' o.c. with Type "C" RPM at 40' o.c.

4" White Profiled Thermoplastic Stripe 10 LF at 40' o.c. with Type "C" RPM at 40' o.c.

4" White Profiled Thermoplastic Stripe 10 LF at 40' o.c. with Type "C" RPM at 40' o.c.

4" White Profiled Thermoplastic Stripe 10 LF at 40' o.c. with Type "C" RPM at 40' o.c.

4" White Profiled Thermoplastic Stripe 10 LF at 40' o.c. with Type "C" RPM at 40' o.c.

4" White Profiled Thermoplastic Stripe 10 LF at 40' o.c. with Type "C" RPM at 40' o.c.

4" White Profiled Thermoplastic Stripe 10 LF at 40' o.c. with Type "C" RPM at 40' o.c.

4" White Profiled Thermoplastic Stripe 10 LF at 40' o.c. with Type "C" RPM at 40' o.c.

4" White Profiled Thermoplastic Stripe 10 LF at 40' o.c. with Type "C" RPM at 40' o.c.

4" White Profiled Thermoplastic Stripe 10 LF at 40' o.c. with Type "C" RPM at 40' o.c.

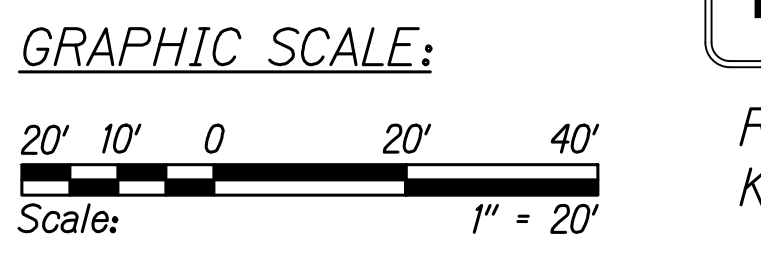
Remove and Replace exist. "580" and "56" signs and post

Remove and Replace exist. "56" and direction arrow sign and post

Install New Sign and Post

Remove and Replace exist. Kapa'a Hanalei Lihue sign

Remove and Replace exist. Kapa'a Hanalei Lihue sign



LEGEND FOR AS-BUILT POSTINGS

	Squiggly line for as-built deletion
	Double line for as-built deletion
Roadway	Text for as-built posting

DATE	REVISION
11/12/19	△ Reissuing plan for legibility only. No design changes have been made.
9/20/19	△ Reissuing plan for legibility only. No design changes have been made.

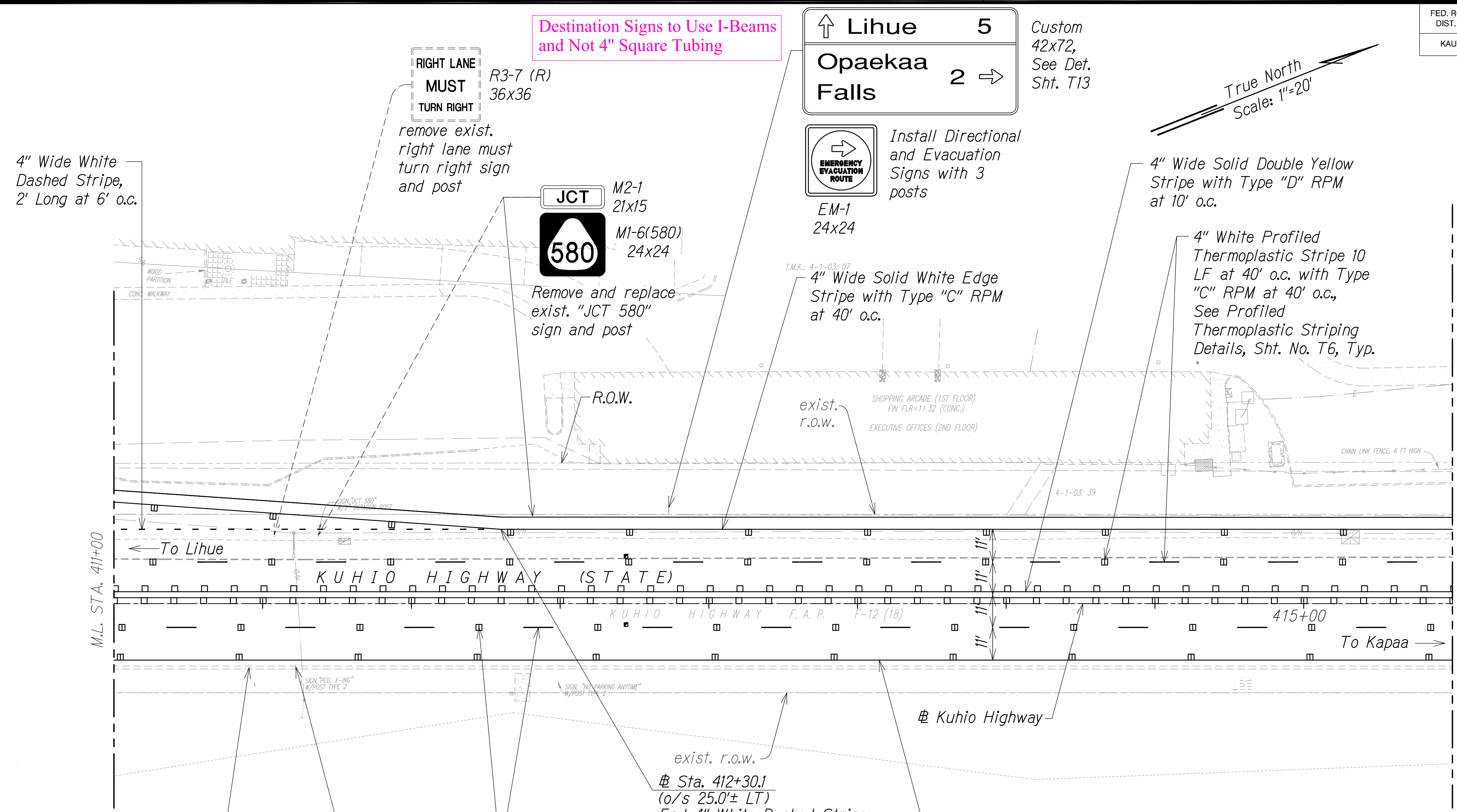
STATE OF HAWAII
DEPARTMENT OF TRANSPORTATION
HIGHWAYS DIVISION
PAVEMENT MARKING AND SIGNING PLAN
KUHIO HIGHWAY SHORT-TERM IMPROVEMENTS KUAMOO ROAD TO TEMPORARY KAPAA BYPASS ROAD
Fed. Aid Proj. No. NH-056-1(50)
Scale: 1" = 20' Date: July 2019
SHEET No. PM2 OF 9 SHEETS



THIS WORK WAS PREPARED BY ME OR UNDER MY SUPERVISION.
APRIL 30, 2020
WILSON OKAMOTO CORPORATION LIC. EXP. DATE

THESE PLANS HAVE BEEN PREPARED UTILIZING INFORMATION PROVIDED BY THE PROJECT CONTRACTOR. THE UPDATED CONSTRUCTION INFORMATION DEPICTED HEREIN HAS NOT BEEN VERIFIED FOR ACCURACY AND COMPLETENESS. NO REPRESENTATION IS BEING MADE TO ITS VALIDITY.

FED. ROAD DIST. NO.	STATE	FED. AID PROJ. NO.	FISCAL YEAR	SHEET NO.	TOTAL SHEETS
KAUAI	HAW.	NH-056-1(50)	2019	ADD.68	244



THESE PLANS HAVE BEEN PREPARED UTILIZING INFORMATION PROVIDED BY THE PROJECT CONTRACTOR. THE UPDATED CONSTRUCTION INFORMATION DEPICTED HEREIN HAS NOT BEEN VERIFIED FOR ACCURACY AND COMPLETENESS. NO REPRESENTATION IS BEING MADE TO ITS VALIDITY.



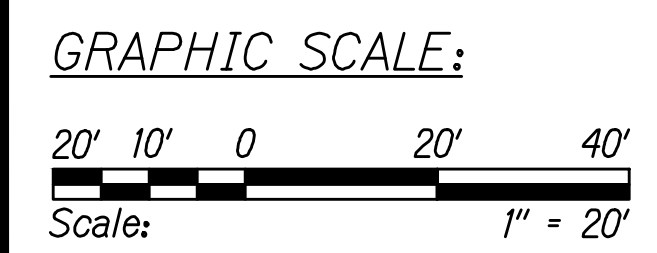
THIS WORK WAS PREPARED BY ME OR UNDER MY SUPERVISION.
 APRIL 30, 2020
 WILSON OKAMOTO CORPORATION LIC. EXP. DATE

LEGEND FOR AS-BUILT POSTINGS

	Squiggly line for as-built deletion
	Double line for as-built deletion
Roadway	Text for as-built posting

DATE	REVISION
11/12/19	△ Reissuing plan for legibility only. No design changes have been made.
9/20/19	△ Reissuing plan for legibility only. No design changes have been made.

STATE OF HAWAII
 DEPARTMENT OF TRANSPORTATION
 HIGHWAYS DIVISION
PAVEMENT MARKING AND SIGNING PLAN
 KUHIO HIGHWAY SHORT-TERM IMPROVEMENTS KUAMOO ROAD TO TEMPORARY KAPAA BYPASS ROAD
 Fed. Aid Proj. No. NH-056-1(50)
 Scale: 1" = 20" Date: July 2019
 SHEET No. PM3 OF 9 SHEETS



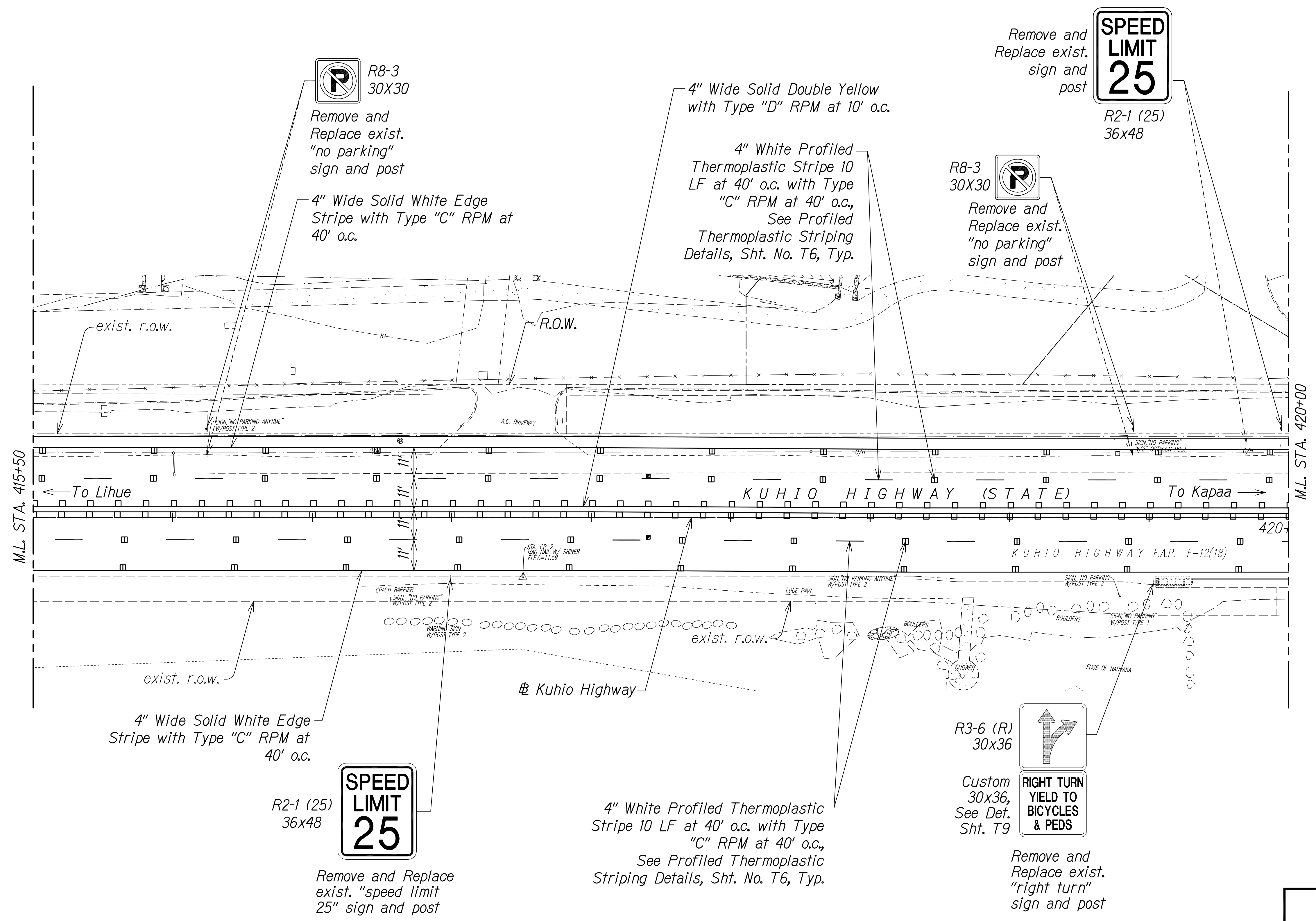
SURVEY PLOTTED BY	DATE
DRAWN BY	
TRACED BY	
DESIGNED BY	
QUANTITIES BY	
CHECKED BY	
ORIGINAL PLAN	No.
NOTE BOOK	

"AS-BUILT"


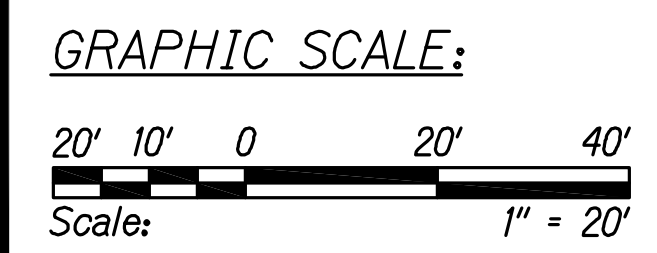
ADD.68

FED. ROAD DIST. NO.	STATE	FED. AID PROJ. NO.	FISCAL YEAR	SHEET NO.	TOTAL SHEETS
KAUAI	HAW.	NH-056-1(50)	2019	ADD.69	244

True North
Scale: 1"=20'



SURVEY PLOTTED BY	DATE
DRAWN BY	
TRACED BY	
QUANTITIES BY	
CHECKED BY	
ORIGINAL PLAN	
NOTE BOOK	
No.	

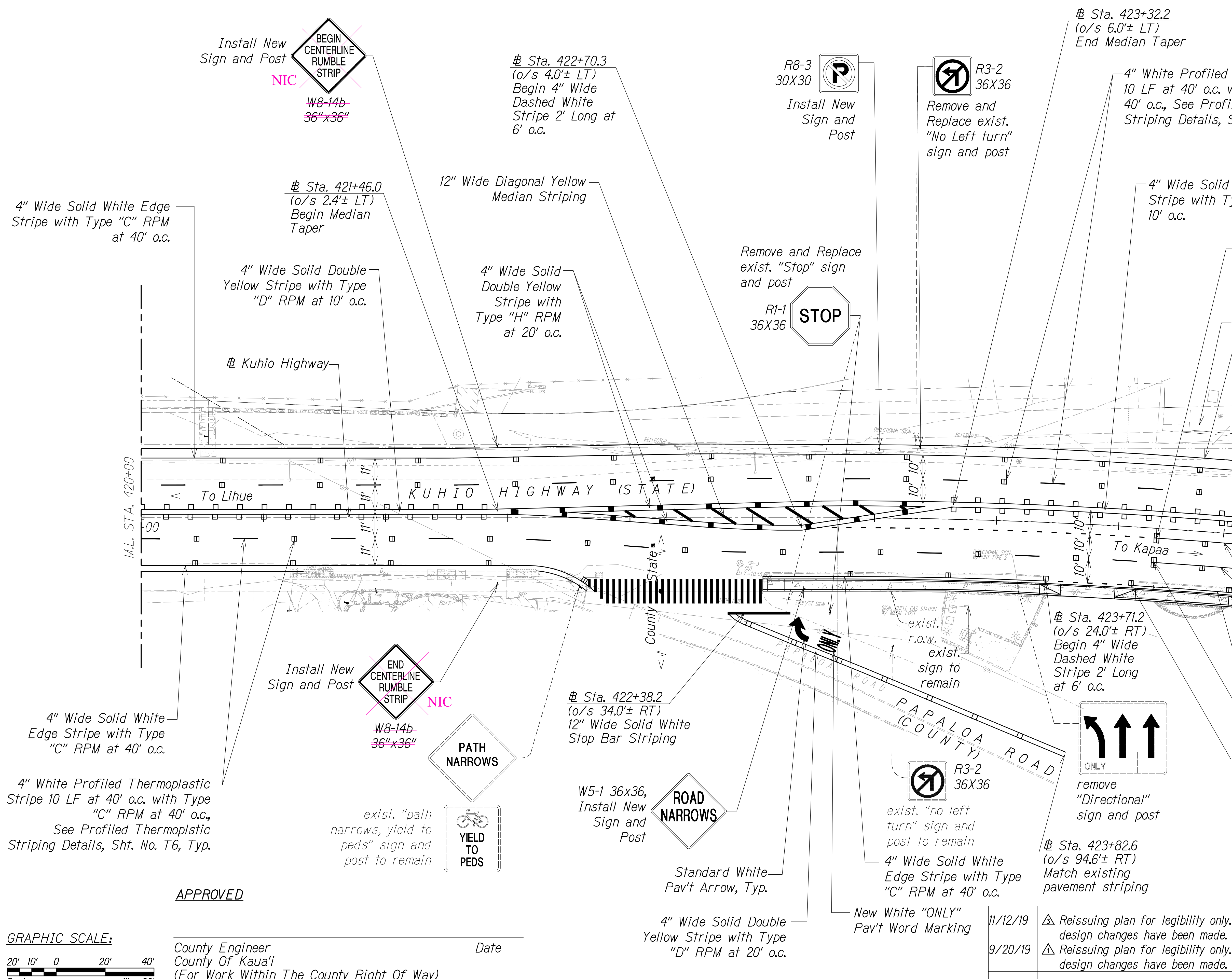


THIS WORK WAS PREPARED BY ME OR UNDER MY SUPERVISION.
APR 30, 2020
WILSON OKAMOTO CORPORATION LIC. EXP. DATE

STATE OF HAWAII
DEPARTMENT OF TRANSPORTATION
HIGHWAYS DIVISION
**PAVEMENT MARKING
AND SIGNING PLAN**
KUHIO HIGHWAY SHORT-TERM
IMPROVEMENTS KUAMOO ROAD
TO TEMPORARY KAPAA BYPASS ROAD
Fed. Aid Proj. No. NH-056-1(50)
Scale: 1" = 20' Date: July 2019


DATE	REVISION
11/12/19	△ Reissuing plan for legibility only. No design changes have been made.
9/20/19	△ Reissuing plan for legibility only. No design changes have been made.

FED. ROAD DIST. NO.	STATE	FED. AID PROJ. NO.	FISCAL YEAR	SHEET NO.	TOTAL SHEETS
KAUAI	HAW.	NH-056-1(50)	2019	C.O.ADD.70	244



THESE PLANS HAVE BEEN PREPARED UTILIZING INFORMATION PROVIDED BY THE PROJECT CONTRACTOR. THE UPDATED CONSTRUCTION INFORMATION DEPICTED HEREIN HAS NOT BEEN VERIFIED FOR ACCURACY AND COMPLETENESS. NO REPRESENTATION IS BEING MADE TO ITS VALIDITY.

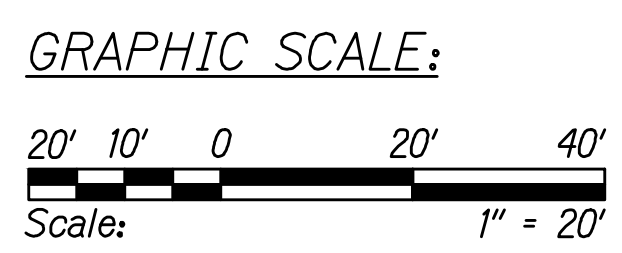
LEGEND FOR AS-BUILT POSTINGS
 ~~~~~ Squiggly line for as-built deletion  
 ===== Double line for as-built deletion  
 Roadway Text for as-built posting



THIS WORK WAS PREPARED BY ME OR UNDER MY SUPERVISION.  
 WILSON OKAMOTO CORPORATION APRIL 30, 2020 LIC. EXP. DATE

STATE OF HAWAII  
 DEPARTMENT OF TRANSPORTATION  
 HIGHWAYS DIVISION  
**PAVEMENT MARKING AND SIGNING PLAN**  
 KUHIO HIGHWAY SHORT-TERM IMPROVEMENTS KUAMOO ROAD TO TEMPORARY KAPAA BYPASS ROAD  
 Fed. Aid Proj. No. NH-056-1(50)  
 Scale: 1" = 20' Date: July 2019  
 SHEET No. PM5 OF 9 SHEETS

|                   |       |
|-------------------|-------|
| DATE              | ..... |
| SURVEY PLOTTED BY | ..... |
| DRAWN BY          | ..... |
| TRACED BY         | ..... |
| CHECKED BY        | ..... |
| ORIGINAL PLAN     | ..... |
| NOTE BOOK         | ..... |
| No.               | ..... |



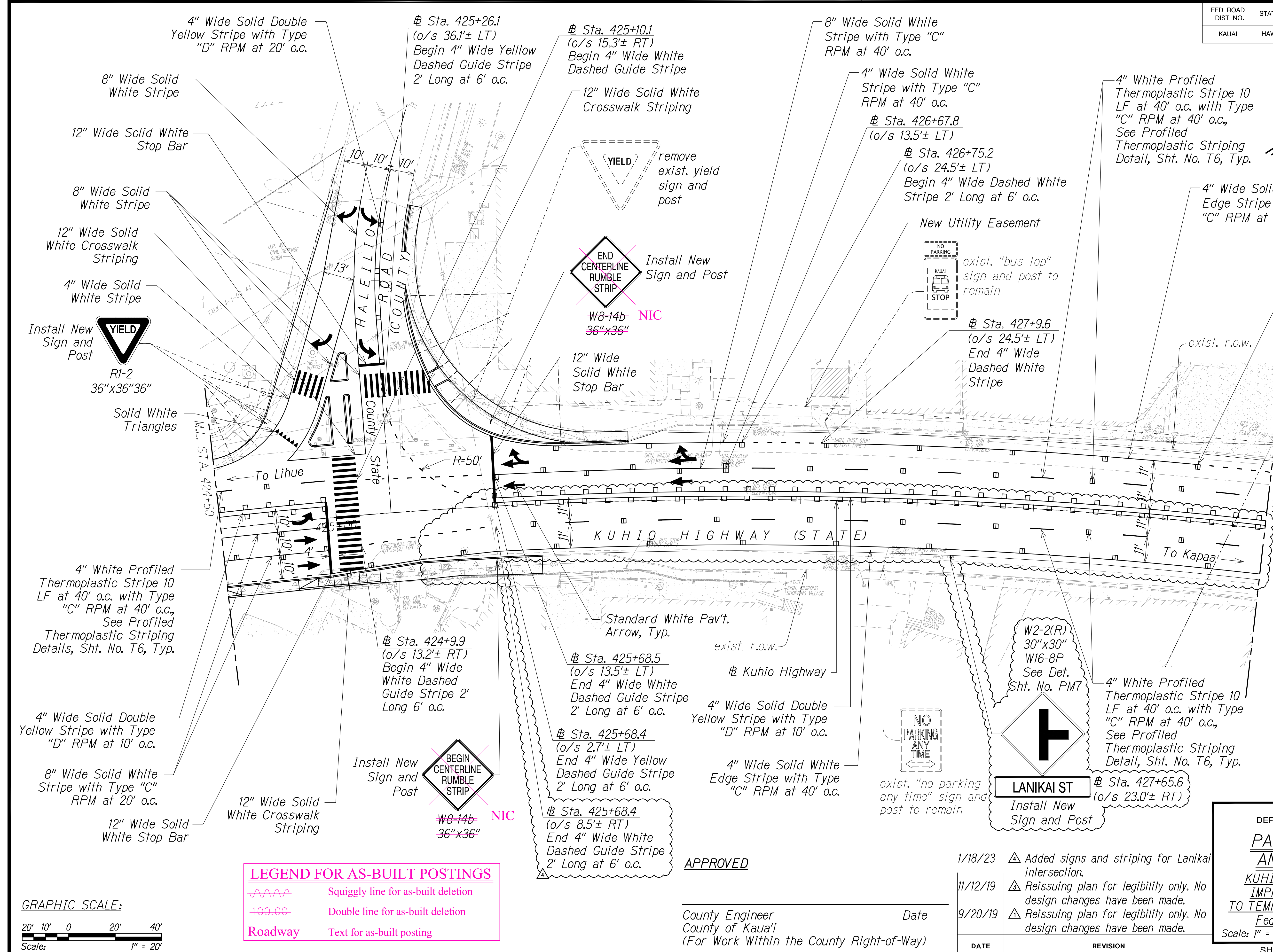
APPROVED \_\_\_\_\_ Date \_\_\_\_\_  
 County Engineer  
 County Of Kaua'i  
 (For Work Within The County Right Of Way)

| DATE     | REVISION                                                                |
|----------|-------------------------------------------------------------------------|
| 11/12/19 | △ Reissuing plan for legibility only. No design changes have been made. |
| 9/20/19  | △ Reissuing plan for legibility only. No design changes have been made. |

"AS-BUILT"

C.O.ADD.70

| FED. ROAD DIST. NO. | STATE | FED. AID PROJ. NO. | FISCAL YEAR | SHEET NO.  | TOTAL SHEETS |
|---------------------|-------|--------------------|-------------|------------|--------------|
| KAUAI               | HAW.  | NH-056-1(50)       | 2019        | C.O.ADD.71 | 244          |



True North  
Scale: 1"=20'


THESE PLANS HAVE BEEN PREPARED UTILIZING INFORMATION PROVIDED BY THE PROJECT CONTRACTOR. THE UPDATED CONSTRUCTION INFORMATION DEPICTED HEREIN HAS NOT BEEN VERIFIED FOR ACCURACY AND COMPLETENESS. NO REPRESENTATION IS BEING MADE TO ITS VALIDITY.



THIS WORK WAS PREPARED BY ME OR UNDER MY SUPERVISION.  
APRIL 30, 2020  
WILSON OKAMOTO CORPORATION LIC. EXP. DATE

**LEGEND FOR AS-BUILT POSTINGS**

|                |                                     |
|----------------|-------------------------------------|
|                | Squiggly line for as-built deletion |
|                | Double line for as-built deletion   |
| <b>Roadway</b> | Text for as-built posting           |



|                   |       |
|-------------------|-------|
| DATE              | ..... |
| SURVEY PLOTTED BY | ..... |
| DRAWN BY          | ..... |
| TRACED BY         | ..... |
| DESIGNED BY       | ..... |
| CHECKED BY        | ..... |
| ORIGINAL PLAN     | ..... |
| NOTE BOOK         | ..... |
| No.               | ..... |

APPROVED

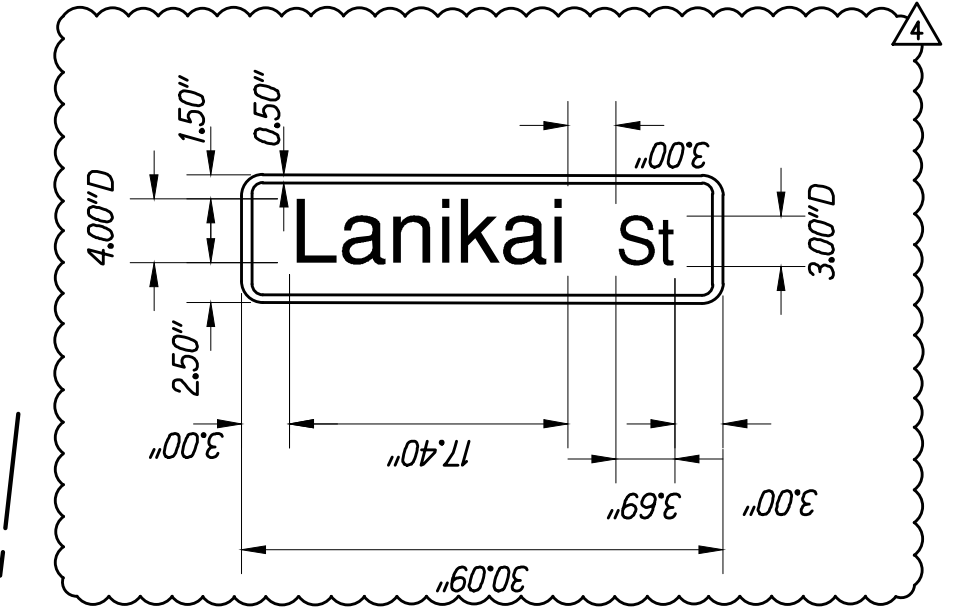
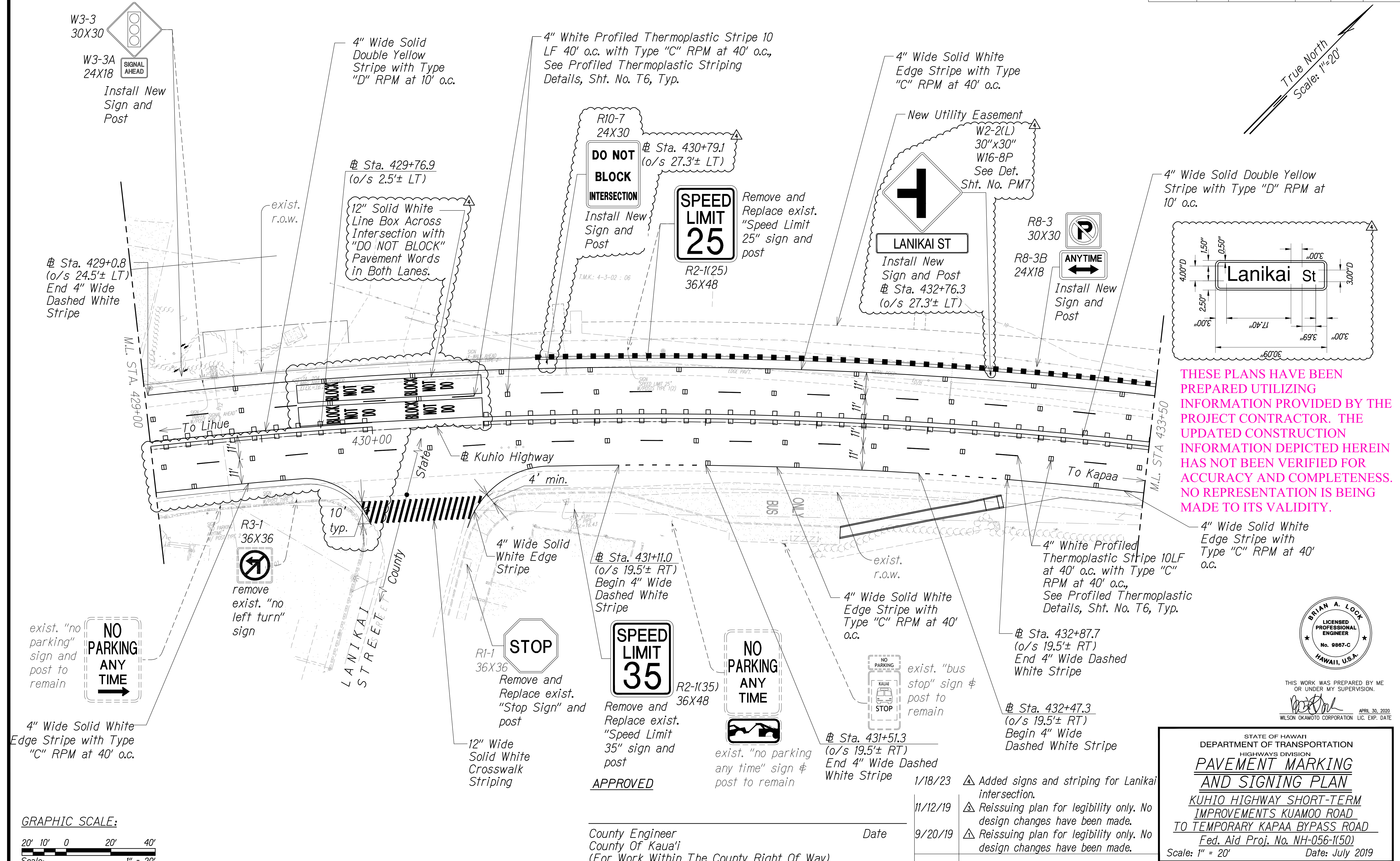
County Engineer \_\_\_\_\_ Date \_\_\_\_\_  
County of Kauai  
(For Work Within the County Right-of-Way)

| DATE     | REVISION                                                              |
|----------|-----------------------------------------------------------------------|
| 1/18/23  | Added signs and striping for Lanikai intersection.                    |
| 11/12/19 | Reissuing plan for legibility only. No design changes have been made. |
| 9/20/19  | Reissuing plan for legibility only. No design changes have been made. |

STATE OF HAWAII  
DEPARTMENT OF TRANSPORTATION  
HIGHWAYS DIVISION  
**PAVEMENT MARKING AND SIGNING PLAN**  
KUHIO HIGHWAY SHORT-TERM IMPROVEMENTS KUAMOO ROAD TO TEMPORARY KAPAA BYPASS ROAD  
Fed. Aid Proj. No. NH-056-1(50)  
Scale: 1" = 20' Date: July 2019  
SHEET No. PM6 OF 9 SHEETS

"AS-BUILT"

C.O.ADD.71

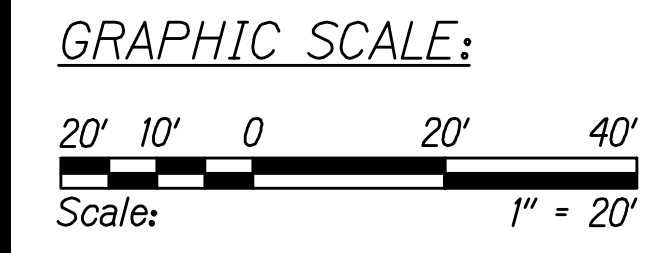


THESE PLANS HAVE BEEN PREPARED UTILIZING INFORMATION PROVIDED BY THE PROJECT CONTRACTOR. THE UPDATED CONSTRUCTION INFORMATION DEPICTED HEREIN HAS NOT BEEN VERIFIED FOR ACCURACY AND COMPLETENESS. NO REPRESENTATION IS BEING MADE TO ITS VALIDITY.



THIS WORK WAS PREPARED BY ME OR UNDER MY SUPERVISION.  
 APRIL 30, 2020  
 WILSON OKAMOTO CORPORATION LIC. EXP. DATE

STATE OF HAWAII  
 DEPARTMENT OF TRANSPORTATION  
 HIGHWAYS DIVISION  
**PAVEMENT MARKING AND SIGNING PLAN**  
 KUHIO HIGHWAY SHORT-TERM IMPROVEMENTS KUAMOO ROAD TO TEMPORARY KAPAA BYPASS ROAD  
 Fed. Aid Proj. No. NH-056-1(150)  
 Scale: 1" = 20' Date: July 2019



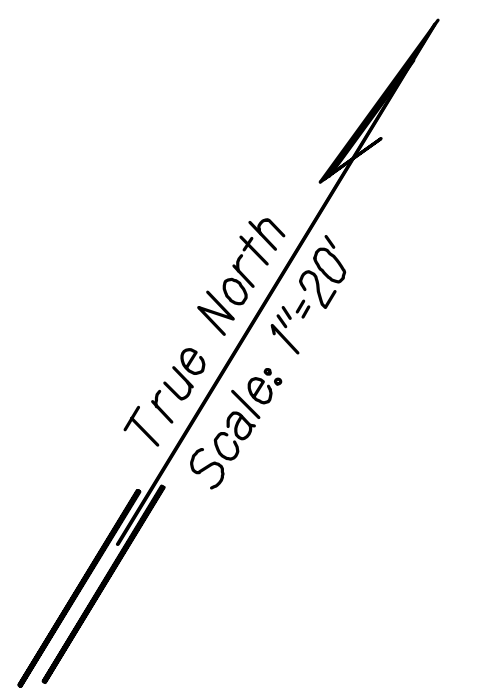
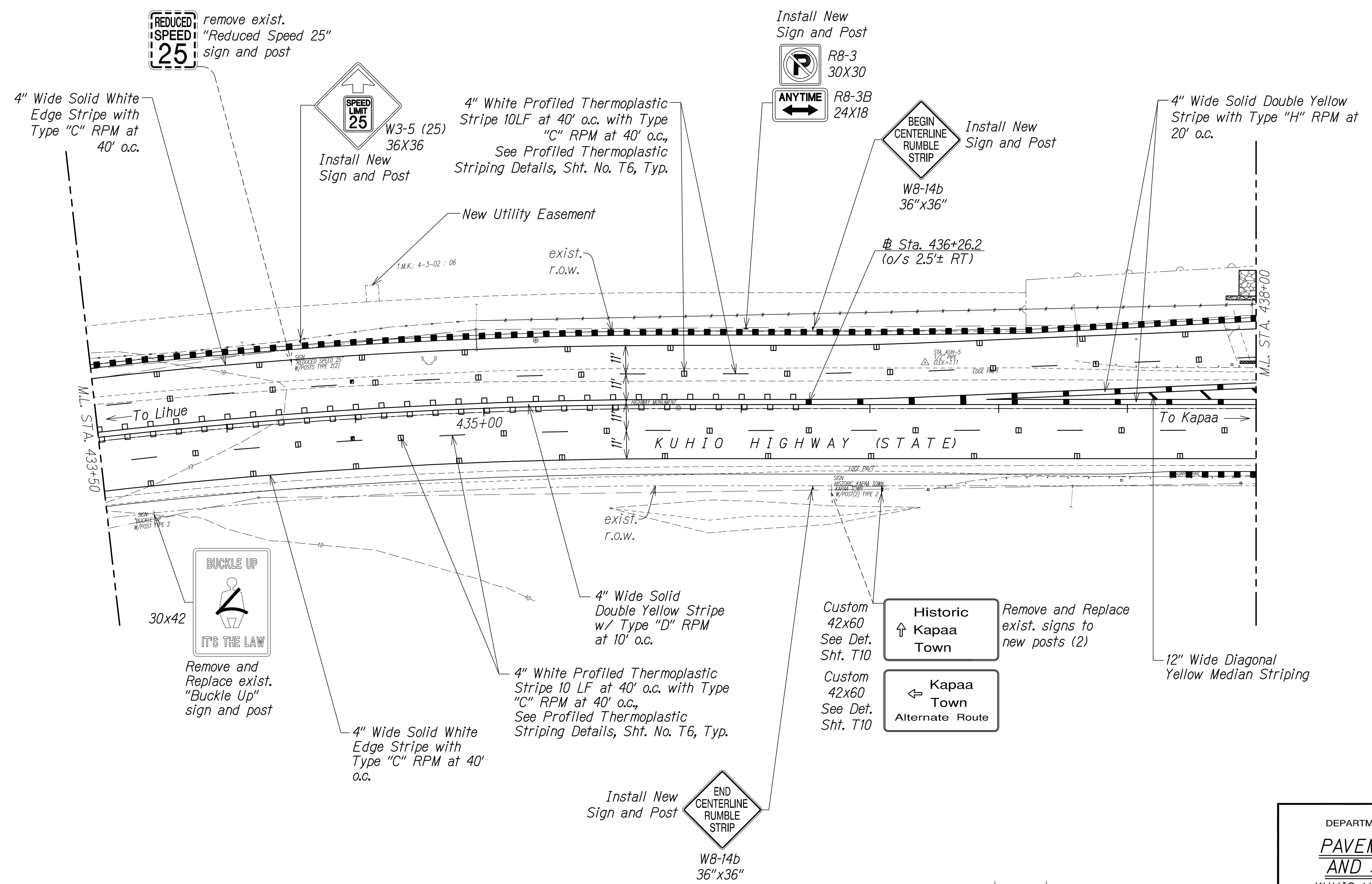
|                   |      |
|-------------------|------|
| SURVEY PLOTTED BY | DATE |
| DRAWN BY          |      |
| TRACED BY         |      |
| DESIGNED BY       |      |
| CHECKED BY        |      |
| ORIGINAL PLAN     |      |
| NOTE BOOK         |      |
| No.               |      |

APPROVED  
 County Engineer  
 County Of Kauai  
 (For Work Within The County Right Of Way)  
 Date

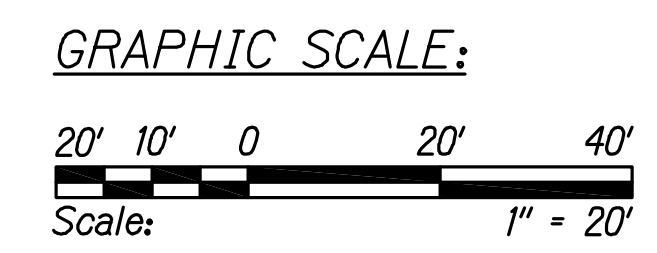
| DATE     | REVISION                                                              |
|----------|-----------------------------------------------------------------------|
| 1/18/23  | Added signs and striping for Lanikai intersection.                    |
| 11/12/19 | Reissuing plan for legibility only. No design changes have been made. |
| 9/20/19  | Reissuing plan for legibility only. No design changes have been made. |

"AS-BUILT"

C.O.ADD.72



|                   |      |
|-------------------|------|
| SURVEY PLOTTED BY | DATE |
| DRAWN BY          |      |
| TRACED BY         |      |
| DESIGNED BY       |      |
| CHECKED BY        |      |
| ORIGINAL PLAN     |      |
| NOTE BOOK         |      |
| No.               |      |



| DATE     | REVISION                                                                |
|----------|-------------------------------------------------------------------------|
| 11/12/19 | △ Reissuing plan for legibility only. No design changes have been made. |
| 9/20/19  | △ Reissuing plan for legibility only. No design changes have been made. |



THIS WORK WAS PREPARED BY ME OR UNDER MY SUPERVISION.

*Brian A. Lock*  
APRIL 30, 2020  
WILSON OKAMOTO CORPORATION LIC. EXP. DATE

STATE OF HAWAII  
DEPARTMENT OF TRANSPORTATION  
HIGHWAYS DIVISION  
**PAVEMENT MARKING  
AND SIGNING PLAN**  
KUHIO HIGHWAY SHORT-TERM  
IMPROVEMENTS KUAMOO ROAD  
TO TEMPORARY KAPAA BYPASS ROAD  
Fed. Aid Proj. No. NH-056-1(50)  
Scale: 1" = 20' Date: July 2019

SHEET No. PM8 OF 9 SHEETS

