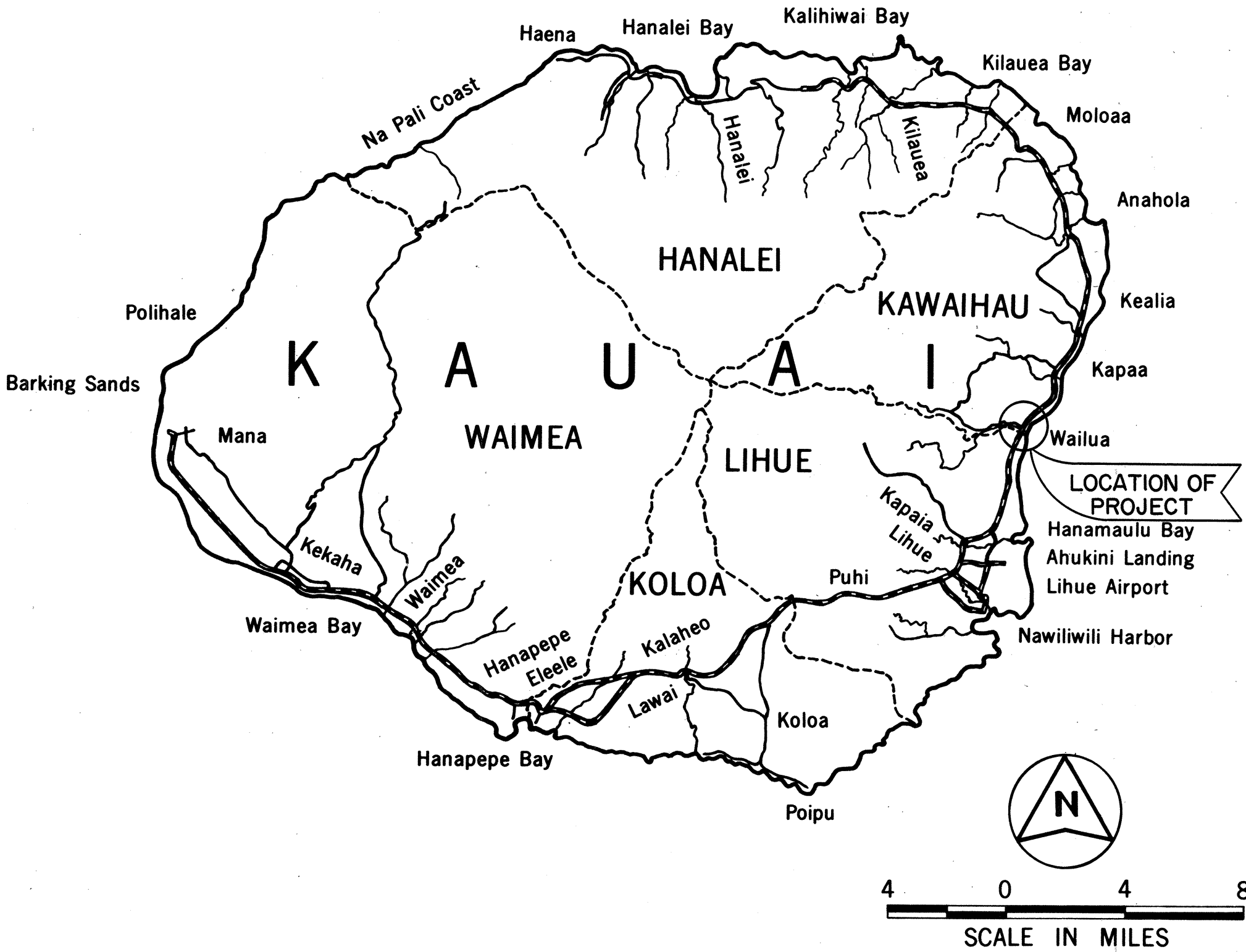
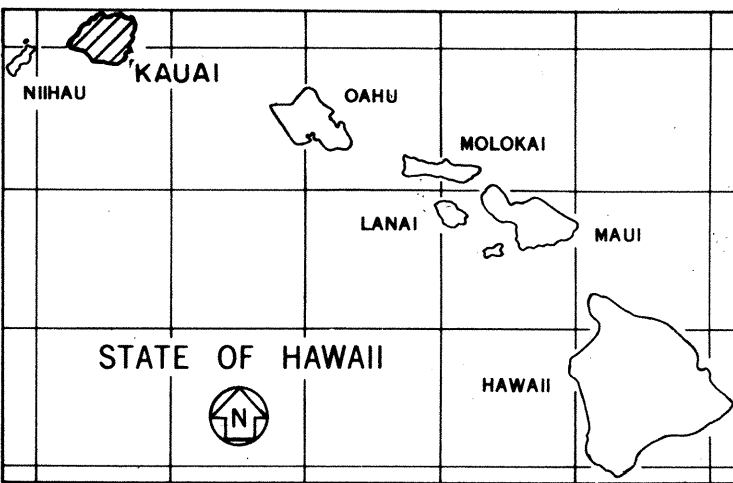



INDEX TO DRAWINGS	
SHEET NO.	DESCRIPTION
1	TITLE SHEET
2	STANDARD PLANS SUMMARY
3	TYPICAL SECTIONS
4	TYPICAL SECTIONS & PORTABLE SIGN & POST DETAILS
5-8	PAVEMENT STRIPING/MARKING & SIGNING PLAN
9	ACCESS ROADS A & B
10-11	RAILROAD BRIDGE GUARDRAIL DETAILS
12	MISCELLANEOUS DETAILS
13	TRAFFIC SIGNAL PLAN
14	LOOP DETECTOR DETAILS
15-17	CROSS SECTIONS

STATE OF HAWAII  
DEPARTMENT OF TRANSPORTATION  
HIGHWAYS DIVISION  
HONOLULU, HAWAII  
"AS-BUILT"  
PLANS FOR  
KUHIO HIGHWAY IMPROVEMENTS, LIHUE TO KEALIA  
LEHO DRIVE TO HALEILIO ROAD  
PROJECT NO. 56A-01-91  
DISTRICT OF KAWAIIHAU  
ISLAND OF KAUAI

FED. ROAD DIST. NO.	STATE	PROJ. NO.	FISCAL YEAR	SHEET NO.	TOTAL SHEETS
HAWAII	HAW.	56A-01-91	1992	1	17



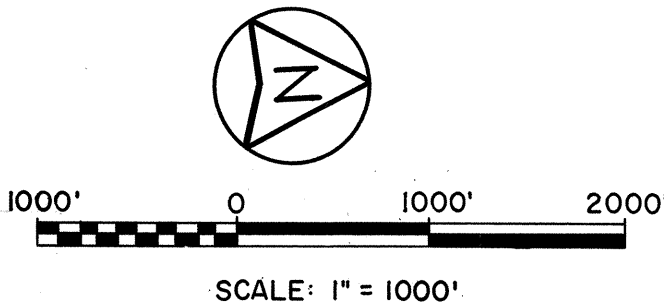
FEDERAL AID PROJECTS PREVIOUSLY CONSTRUCTED OR UNDER CONSTRUCTION  
MILE POST 5.54 TO MILE POST 6.34

CHANGES MADE DURING CONSTRUCTION HAVE BEEN INCORPORATED ON THESE PLANS EXCEPT CHANGES IN THE ORIGINAL THEORETICAL QUANTITIES. FOR ACTUAL QUANTITIES, REFER TO PROJECT LEDGER AND/OR COMPUTATION BOOK.

*Leonard Antonio*  
RESIDENT ENGINEER

12/2/92  
DATE

LAYOUT PLAN  
TMK: 3-9-02, 04 & 06  
4-01-03, 04 & 05



DEPARTMENT OF TRANSPORTATION STATE OF HAWAII	
APPROVED:	
<i>W. Pang</i>	11/8/91
DIR. OF TRANSPORTATION	DATE

SHIMABUKURO, ENDO & YOSHIZAKI, INC.  
126 12TH AVE. HONOLULU, HI.  
DESIGNED BY  
HERBERT TAO, P.E.  
P. S. & E. BY  
587-2124  
PHONE  
AUG. 1991  
DATE