

**LEGEND:**




- |  |   |
|--|---|
|  | 4 each Type A Raised Pavement Markers<br>Type C Raised Pavement Markers @ 40'-0" o.c.   |
|  | 4 each Type J Raised Pavement Markers<br>Type D Raised Pavement Markers @ 40'-0" o.c.   |
|  | 8" White Stripe with Type C Raised Pavement Markers @ 20'-0" o.c. (Tape, Type I or Thermoplastic Extrusion)   |
|  | 4" Double Solid Yellow with Type D Raised Pavement Markers @ 20'-0" o.c. (Tape, Type I or Thermoplastic Extrusion)  |
|  | 4" Double Solid Yellow Stripes with Type H Raised Pavement Markers @ 20'-0" o.c. (Tape, Type II or Thermoplastic Extrusion)   |
|  | 4" Yellow Edge Stripe with Type H Raised Pavement Markers @ 40'-0" o.c. (Tape, Type II or Thermoplastic Extrusion)  |
|  | 4" Double Solid White Stripes with Type C Raised Pavement Markers @ 20'-0" o.c. (Tape, Type I or Thermoplastic Extrusion)   |
|  | Lane Change Restriction Marking<br>4 each Type A Raised Pavement Markers<br>Type C Raised Pavement Markers @ 20'-0" o.c.<br>4" White Stripe (Tape, Type I or Thermoplastic Extrusion)   |
|  | 4" or 8" White Edge Stripe with Type C Raised Pavement Markers @ 40'-0" o.c. (Tape, Type II or Thermoplastic Extrusion)   |
|  | 4" White Guide Lines (Tape, Type III or Thermoplastic Extrusion except for bus bays)  |
|  | 12" Yellow Transverse Median Marking (Tape, Type II or Thermoplastic Extrusion)   |
|  | Transverse Shoulder Marking (Tape, Type II or Thermoplastic Extrusion)  |
|  | Channelizing Island or Deceleration Lane Gore (Tape, Type II or Thermoplastic Extrusion)  |
|  | Pavement Arrow (Tape, Type III or Thermoplastic Extrusion)  |
|  | 12" White Line (Tape, Type III or Thermoplastic Extrusion)  |
|  | STOP<br>Pavement Word (Tape, Type III or Thermoplastic Extrusion)   |
|  | 4 Each Type J Raised Pavement Markers<br>Type D Raised Pavement Markers @ 40'-0" o.c.<br>Type H Raised Pavement Markers (Reflective Surface facing no-passing direction)<br>4" Single Solid Yellow Stripe (Tape, Type I or Thermoplastic Extrusion) |

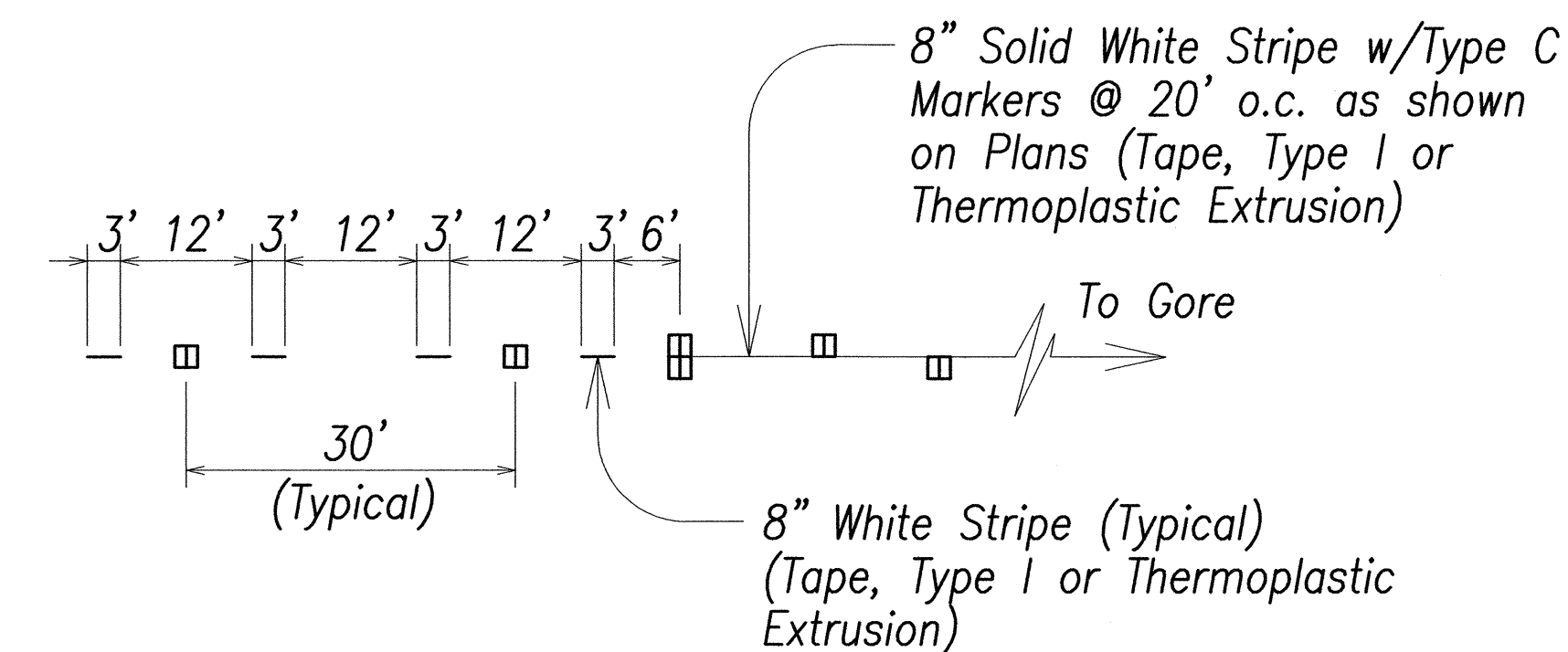
NOTES:

1. Layout of pavement markings and striping shall be done by the Contractor and approved by the Engineer prior to any installation work.
2. Existing pavement markings not incorporated in the final traffic pattern shall be removed as directed by the Engineer. Costs shall be incidental to the various pavement marking items.
3. Raised pavement markers shall not be installed within crosswalks.
4. Final locations of all signs shall be approved by the Engineer prior to any installation work.
5. Existing signs not shown on these plans shall remain as posted unless otherwise directed by the Engineer. Removal and disposal of existing signs and/or posts as designated on these plans shall be incidental to the various signing items.
6. Final locations of all Stop Lines shall be approved by the Engineer prior to installation.
7. All pavement striping shall be as noted on the legend or plans.
8. All preformed pavement marking tapes over existing pavement shall be applied with as approved primer as recommended by the tape manufacturer and as approved by the Engineer. The primer shall be allowed to dry to the tacky stage prior to tape application.
9. The following abbreviations shall be used:

TI = Tape, Type I	WS = White Stripe
TII = Tape, Type II	DSY = Double Solid Yellow
TIll = Tape, Type III	WES = White Edge Stripe
TPE = Thermoplastic Extrusion	WGL = White Guide Lines
RPM = Raised Pavement Markers	TSM = Transverse Shoulder Markings
-C = RPM, Type C	
-D = RPM, Type D	
10. Removal of existing Delineators and Posts as directed by the Engineer shall be considered incidental to the various signing items.
11. Existing signs that are to be replaced shall not be removed until new signs are installed as replacements, or the messages are no longer necessary.
12. Backing for all new regulatory and warning signs shall not be spliced.
13. All sign panels shall conform to Section 621 of Special Provisions and the latest editions and amendments of the following FHWA publications:
  - a. "Manual on Uniform Traffic Control Devices for Street and Highways" (MUTCD)
  - b. "Standard Highway Signs"
  - c. "Standard Alphabets for Highway Signs"
14. All new and relocated signs and markers installed on pipe post or light standard are to be mounted with band brackets and steel signs shall be with braces.
15. The Contractor shall erect advanced construction warning signs at the beginning and at the end of the project. Construction warning signs shall be placed as indicated on the plans or as directed by the Engineer. All construction warning signs shall be kept in place and maintained by the Contractor for the duration of the project. The advanced construction warning signs shall be in addition to the required traffic control signs called for in Section 645—Traffic Control. The advance construction warning signs shall be new and upon completion of the project become the property of the State. The contractor shall remove, clean, and deliver the signs and posts to the Kauai District baseyard in Kapaa or as directed by the Engineer.
16. State Route Marker Symbols, borders, messages, arrows, symbols and shields shall conform to details as shown on the plans and as specified in the MUTCD.
17. All Reflector Markers (RM-2) not protected by a vehicular barrier shall be mounted on a flexible delineator post unless otherwise directed by the Engineer.

### REFLECTOR MARKER LEGEND

-  Reflector Marker (RM-4) w/ Post  
 Reflector Marker (RM-3) w/ Post  
 Reflector Marker (RM-2) w/ Post




## LANE DROP MARKING

*Not to Scale*


*SIGN KEY*

- ① Exist. Sign & Post to Remain
- ② Remove Exist. Sign & Post
- ③ Relocate Exist. Sign(s) & Remove Exist. Post(s).  
Re-Install Exist. Sign(s) on New Steel Post(s).
- ④ Install New Sign(s) w/ Steel Post(s) & RM-3(s)
- ⑤ Install New Sign(s) only.

ORIGINAL PLAN	SURVEY PLOTTED BY _____	DATE _____
NOTE BOOK	DRAWN BY _____	" _____
XXXXXX	TRACED BY _____	" _____
dgn	DESIGNED BY _____	" _____
No. _____	QUANTITIES BY _____	" _____
	CHECKED BY _____	" _____



THIS WORK WAS PREPARED BY  
ME OR UNDER MY SUPERVISION



ENGINEERS SURVEYORS HAWAII, INC.  
MY LICENSE EXPIRES ON 4/30/20

STATE OF HAWAII  
DEPARTMENT OF TRANSPORTATION  
HIGHWAYS DIVISION

### PAVEMENT MARKING LEGEND, DETAILS & NOTES

KUHIO HIGHWAY IMPROVEMENTS  
Extension Of Temporary Kapaa Bypass Road  
Project No. 56A-03-00

Scale: No Scale Date: Mar 2004

SHEET No. 1 OF 1 SHEETS