

FED. ROAD DIST. NO.	STATE	FED. AID PROJ. NO.	FISCAL YEAR	SHEET NO.	TOTAL SHEETS
HAWAII	HAW.	56A-03-00	2004	28	66

CURB RAMP NOTES:

1. The new gutter fronting the curb ramps shall not exceed a slope of 20:1. Area without a gutter shall be handled on a case by case basis in order to meet the 20:1 slope requirement.
2. The new gutter fronting the 6'-0" minimum flares on both sides of the new curb ramps shall have a transition slope from 20:1 to the existing gutter slope.
3. When the curb exceeds the standard 6" height, the side flares and ramp may be greater than 6'-0" in order to meet the 12:1 maximum slope requirement.
4. Curb ramps shall be reinforced if adjacent sidewalks are reinforced.
5. The contractor shall use the edge of shoulder (e.s.) fronting the new curb ramp or gutter as the control elevation when constructing the new curb ramp or curb ramp with gutter.
6. For Type "B" & Type "E" curb ramps, new standard curb shall be 12" wide when installing type I traffic signal standard (tss) Or pedestrian push button pedestal (ppb). Where type II or type III tss or highway light pole is utilized, the width of the new standard curb shall be determined by the engineer. For sidewalk less than 4'-0" (excluding curb), an engineer approved 3'-0" wide minimum curb ramp shall be installed.
7. The width of the curb ramp including curbs shall match the width of the sidewalk. When the sidewalk width is less than 4'-0", an engineer approved, modified sidewalk with a minimum 3'-0" wide curb ramp excluding curbs shall be installed.
8. The width of the curb ramp run shall be increased to 10'-0" at areas with high pedestrian traffic and as directed by the engineer or shown on the plans.
9. A minimum 3'-0" wide by 5'-0" long (excluding curbs) flat, stable paved surface with a cross slope of 50:1 shall be provided for a parallel approach to the pedestrian push button.
10. The pedestrian push button shall meet current American with Disabilities Act (ADA) Accessibility Guidelines and will be subject to engineer's approval.
11. All pullboxes shall be installed within the sidewalk/unpaved area or as directed by the engineer. Pullboxes shall not be installed within the curb ramp (including flares).

GENERAL NOTES:


1. When necessitated by existing physical conditions, alternate curb ramps may be used subject to engineer's approval.
2. Subject to field conditions, the engineer shall determine final location of curb ramp.
3. Where necessary, existing pullboxes, handholes, manholes, etc. shall be adjusted to match curb ramp grade. Adjustments shall not be paid for separately but shall be considered incidental to the various curb ramp items.
4. All sidewalks shall provide a minimum clear width of 3'-0" (excluding curb) for pedestrian circulation.
5. Narrow sidewalks (3'-0" min. Width excluding curb) will prohibit the installation of any sign posts, utility poles, fire hydrants, traffic signals standards, light poles, etc. in the sidewalk, which will prevent a 3'-0" wide clear zone for pedestrian circulation. Also, narrow sidewalks shall require a minimum 6'-0" wide, excluding curbs, by 10'-0" long passing space at intervals not to exceed 200 feet.
6. For new construction, the minimum sidewalk width shall be 6'-6", excluding curbs at signalized intersections and the cross slope shall not exceed 50:1. Sidewalk width may be decreased to 6'-0" excluding curbs at non-signalized intersections. For high pedestrian traffic the width shall be a minimum of 12'-0" and/or determined by the engineer.
7. If possible, install utility poles, fire hydrants, light poles, sign posts, pullboxes, etc. off of sidewalk but within the right-of-way.
8. Single curb ramps serving two street crossing directions is prohibited in new construction.
9. New curb ramps shall be installed at 90° to the sidewalk or to the maximum extent feasible.
10. Objects protruding from utility poles and walls adjacent to the sidewalks (i.e. wall mounted fire hydrants, telephones, meters on poles etc.) shall be mounted to meet the current American with Disabilities Act (ADA) Accessibility Guidelines and will be subject to engineer's approval.
11. Maximum slope at curb ramps shall not exceed 20:1.


NOTES FOR CONSTRUCTION WITHIN COUNTY RIGHT-OF-WAY:


1. All pavement shall be restored to it's original condition in accordance with County of Kauai, Hawaii Standard Specifications for Road, Bridge and Public Works Construction (1994) with 2" minimum a.c. and 8" base course.
2. The contractor shall provide, install, maintain all necessary signs, lights, flares, barricades, markers, cones and other protective facilities and shall take all necessary precautions for the protection and for the convenience and safety of the public traffic. All such protective facilities, and precautions to be taken shall conform with rules and regulations governing the use of traffic control devices at work sites on or adjacent to public streets and highways adopted by the Highway Safety Coordinator and U.S. Federal Highway Administration Manual on Uniform Traffic Control Devices for Streets and Highways dated 1988 and its amendments.
3. The contractor shall, whenever necessary, properly sheet and brace all excavations to render it secure and shall remove all such sheeting and bracing before completion of the backfill for water mains. The minimum cover requirement (from top of pipe to finished grade over pipe) is three (3) feet.
4. A. A permit shall be obtained by the contractor from the Department of Public Works, at the contractor's expense.
B. Driveways shall be kept open unless owners of the abutting lots using these right-of-way are otherwise provided for satisfactorily.
C. All work including repair of damaged pavement and shoulders shall be inspected and approved by the Department of Public Works. All unapproved work shall be considered unacceptable and shall be reworked and corrected as directed by the Department of Public Works, at the contractor's expense.
D. Damaged shoulders shall be restored to a condition equal to or better than existing condition.
E. Work on a public street area may be performed only between the hours of 8:30 a.m. to 3:30 p.m. Monday through Friday, except on holidays recognized by the County of Kauai, unless otherwise permitted by the Department of Public Works, County of Kauai.

- F. During non-working hours, all trenches shall be covered with a safe non-skid bridging material and all lanes shall be opened to traffic.
- G. No material and/or equipment shall be stockpiled or otherwise stored within county right-of-way except at locations designated in writing and approved by the county engineer.
- H. The contractor shall conduct his operations so as to offer the least possible obstructions and inconvenience to the public and he shall have under construction no greater length or amount of work that he can prosecute properly with due regard to the rights of the public.
- I. All existing drainage flow conditions shall be maintained.
5. The contractor shall retain the services of a geotechnical engineer for quality control. Certification from the registered geotechnical engineer shall be submitted to the Department of Public Works at the completion of the construction work. The geotechnical engineer shall also submit test results as requested by the Department of Public Works.

ORIGINAL PLAN	SURVEY PLOTTED BY	DATE
NOTE BOOK	DRAWN BY	
DESIGNED BY		
QUANTITIES BY		
CHECKED BY		
No.		

APPROVED:  3/23/04
COUNTY ENGINEER
DEPT. OF PUBLIC WORKS, COUNTY OF KAUAI
(FOR WORK WITHIN COUNTY R/W ONLY)



THIS WORK WAS PREPARED BY
ME OR UNDER MY SUPERVISION.

ENGINEERS SURVEYORS HAWAII, INC.
MY LICENSE EXPIRES ON 4/30/2004

STATE OF HAWAII
DEPARTMENT OF TRANSPORTATION
HIGHWAYS DIVISION
**CURB RAMP AND COUNTY
RIGHT-OF-WAY NOTES**
KUHIO HIGHWAY IMPROVEMENTS
Extension Of Temporary Kapaa Bypass Road
Project No. 56A-03-00
Scale: No Scale Date: Mar 2004
SHEET No. 1 OF 2 SHEETS

