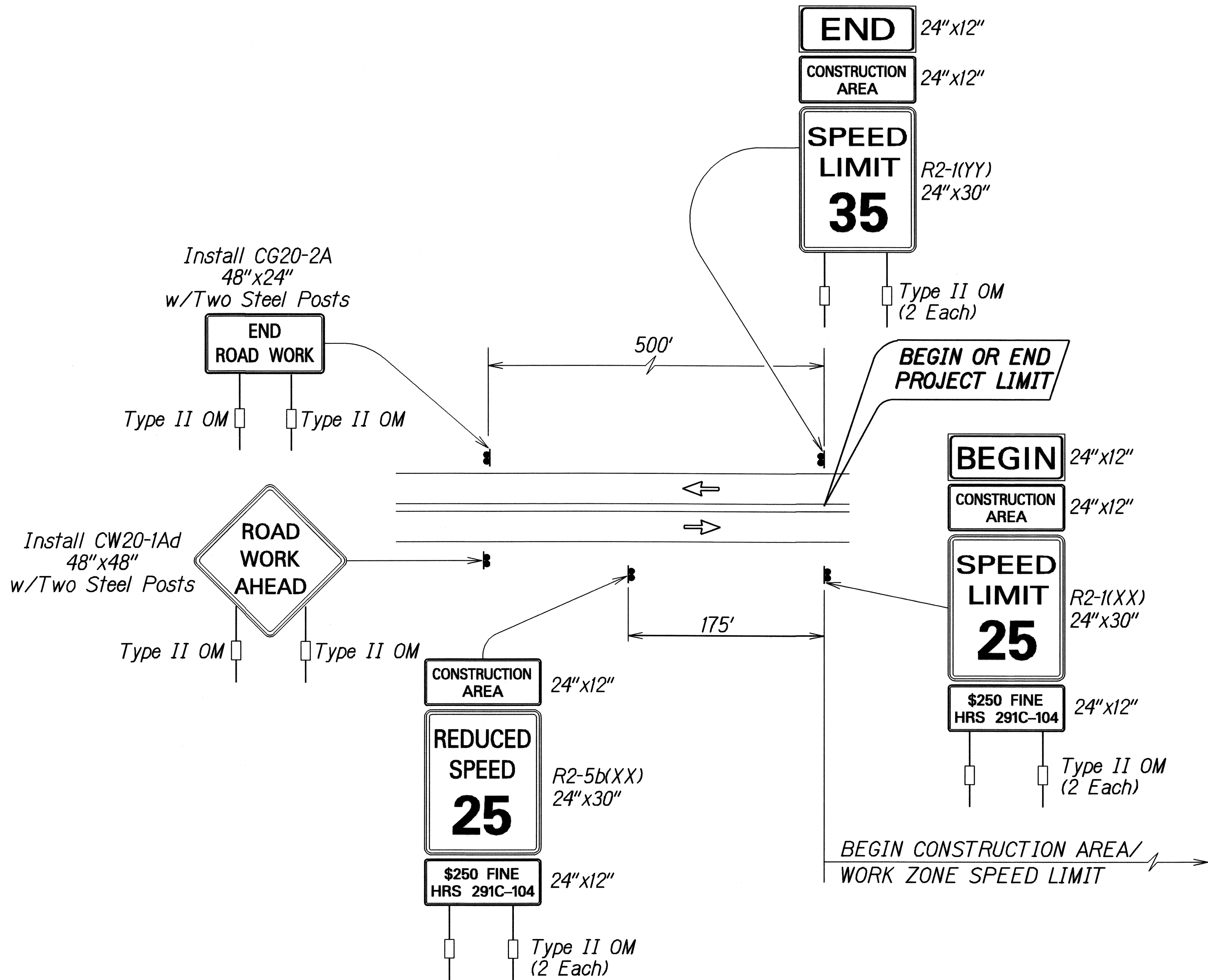


FED. ROAD DIST. NO.	STATE	PROJ. NO.	FISCAL YEAR	SHEET NO.	TOTAL SHEETS
HAWAII	HAW.	51B-01-08M	2008	32	33

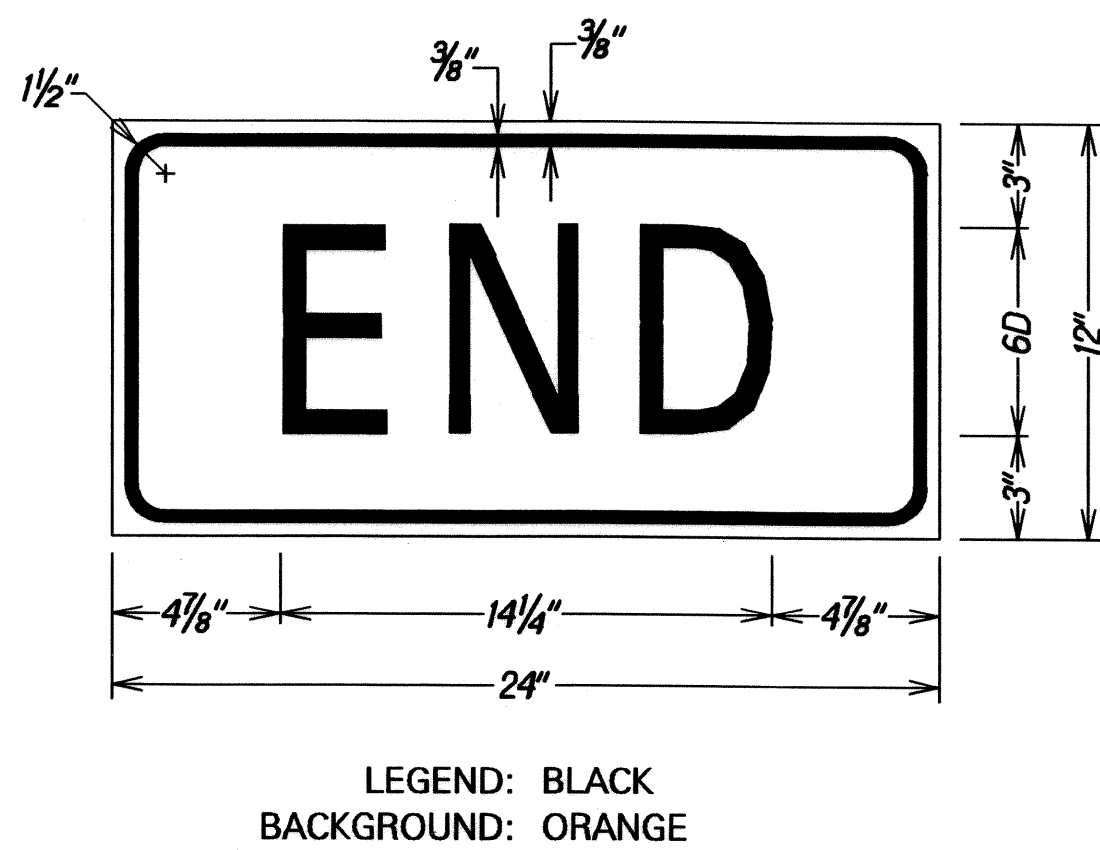
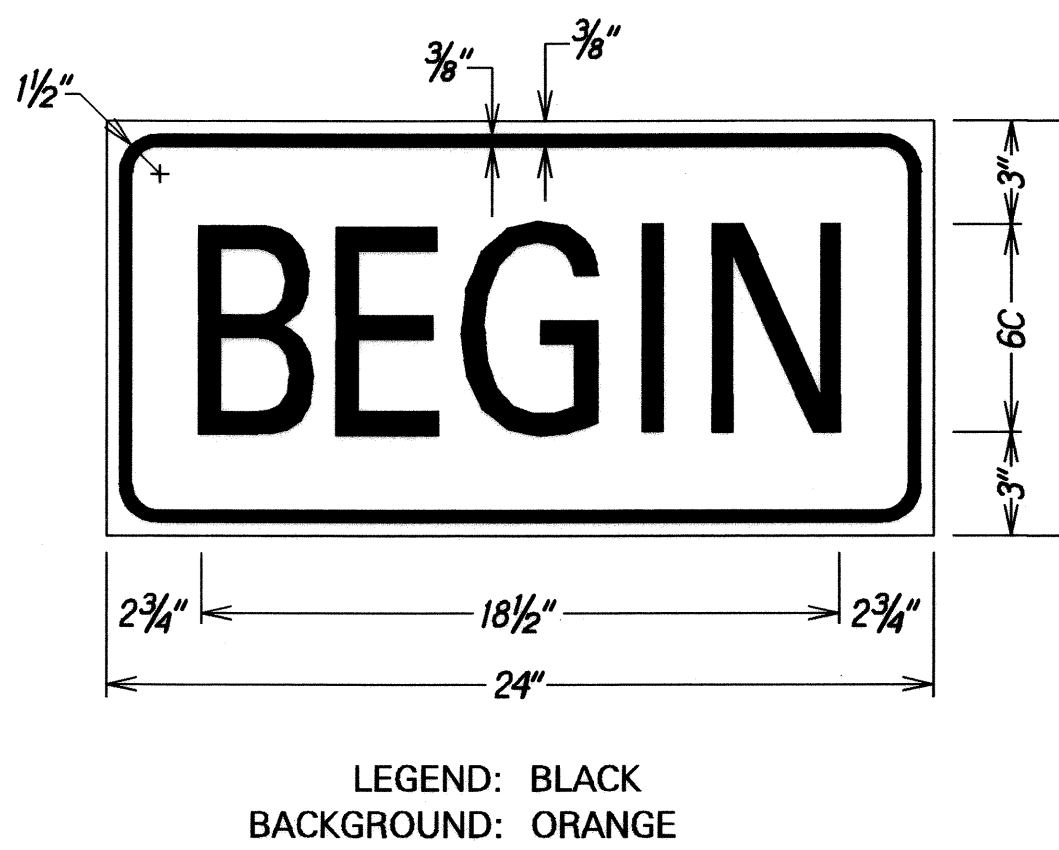
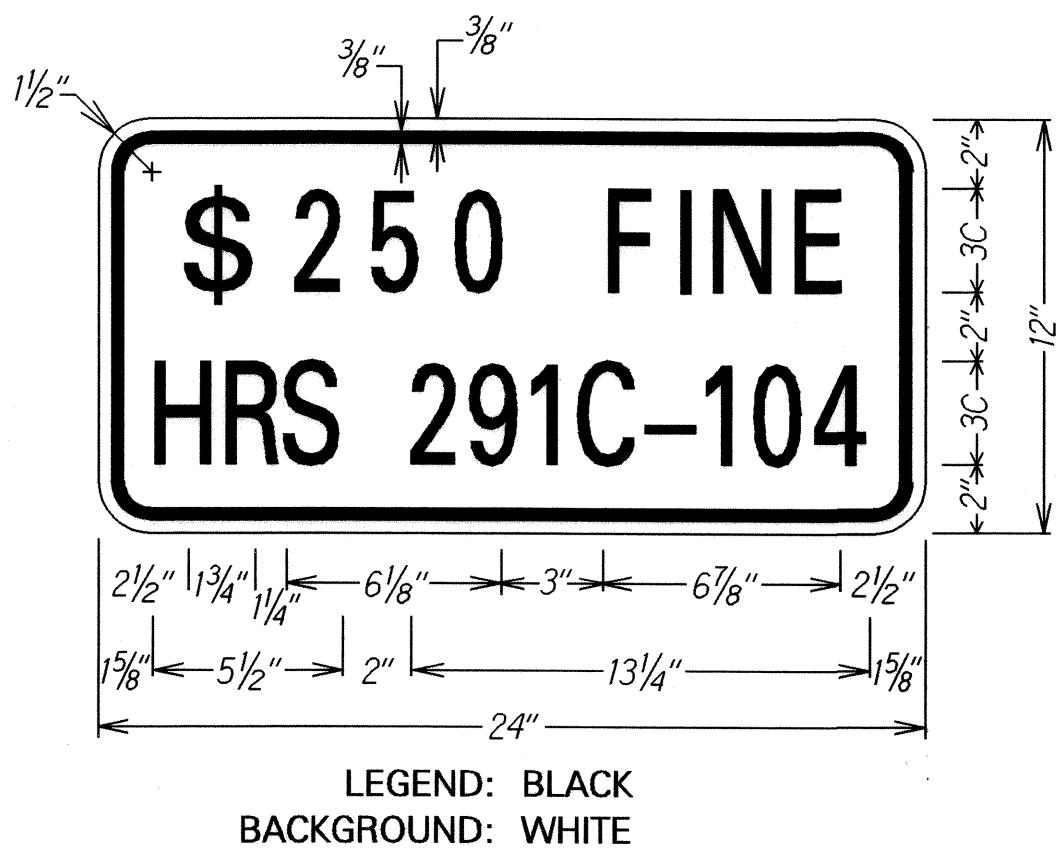



**TYPICAL DETAIL FOR CONSTRUCTION SIGNS
ON TWO LANE OR MULTILANE UNDIVIDED LOW SPEED HIGHWAY**

Work Zone Note:

1. This Work Zone Sign Plan is intended for use on long-term stationary work zones/construction phases (3 days or more). All work zones or construction phases less than 3 days duration will use Traffic Control Plans shown in Section 645 of the Special Provisions.
2. All existing regulatory speed limit signs with posts within the work zone/project limits shall be removed and replaced with work zone speed limit sign assemblies (R2-1(XX) and R2-5b(XX) with "CONSTRUCTION AREA" and "\$250 FINE HRS 291C-104" Supplemental Signs).
3. Construction sign assemblies shall be installed on both the approaching and trailing ends of each work zone as shown on this plan.
4. Each construction warning sign and work zone speed limit assembly shall have a minimum of two (2) Type II OM. Installation of each Type II OM shall be considered incidental to Item No. 645.0100 - Traffic Control.
5. Upon the completion of all physical work or as directed by the Engineer, all construction signs and work zone speed limit assemblies shall be removed. All speed limit signs and posts that were existing at the start of the project within the work zone/project limits shall be restored back to their original locations and configurations.
6. Placement of construction signs shall not obstruct the path of pedestrians and bicyclists.
7. The removal and restoration of existing regulatory speed limit signs shall be considered incidental to Item No. 645.0100 - Traffic Control.
8. The installation, maintenance and removal of work zone speed limit sign assemblies shall be paid for under Item No. 645.0100 - Traffic Control.
9. The work zone speed limit signs shall be new and become the property of the Contractor.

TABLE I GUIDELINE FOR ADVANCE PLACEMENT OF SPEED REDUCTION SIGN R2-5b(XX)-A, CONSTRUCTION AREA SPEED LIMIT		
YY – EXISTING POSTED SPEED LIMIT (MPH)	XX – NEW CONSTRUCTION AREA SPEED LIMIT (MPH)	D-REDUCED SPEED LIMIT SIGN SPACING TO FIRST CONSTRUCTION AREA SPEED LIMIT SIGN (FEET)
≤ 25	EXIST. SPEED LIMIT TO REMAIN	
30	25	100
35	25	175
40	30	175



STATE OF HAWAII

DEPARTMENT OF TRANSPORTATION

HIGHWAYS DIVISION

LOW SPEED UNDIVIDED HIGHWAY

WORK ZONE SIGNING PLAN, NOTES&DETAILS

KAPULE HIGHWAY RESURFACING

Rice Street to Ahukini Road

Project No. 51B-01-08M

Not to Scale

Date: May 2008

SHEET No. 1 OF 1 SHEETS

SURVEY PLOTTED BY	DATE
DESIGNED BY	8/20/07
TRACED BY	
NOTE BOOK	
DESIGNED BY	
QUANTITIES BY	
CHECKED BY	
ORIGINAL PLAN	
NOTE BOOK	
DESIGNED BY	
QUANTITIES BY	
CHECKED BY	