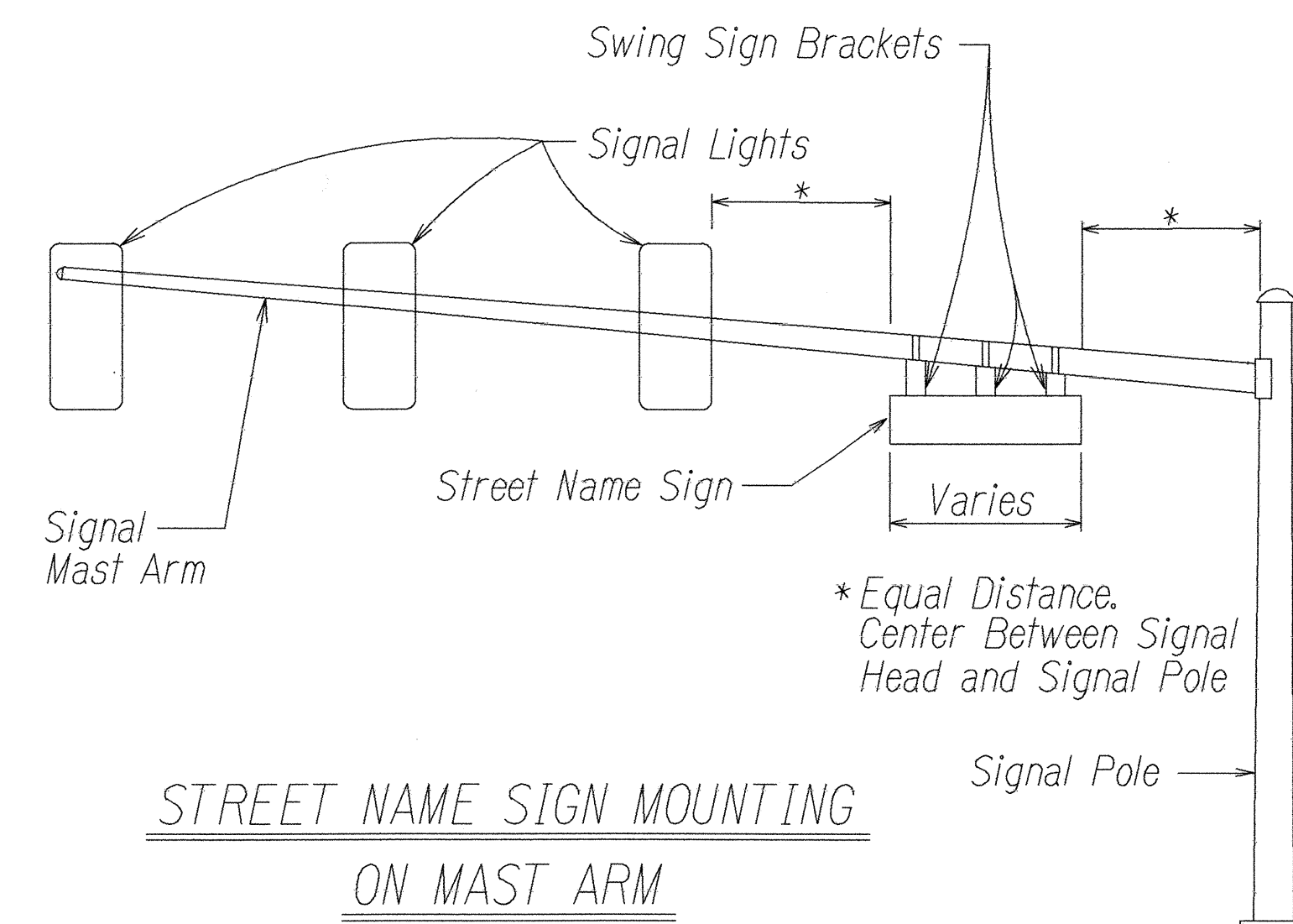
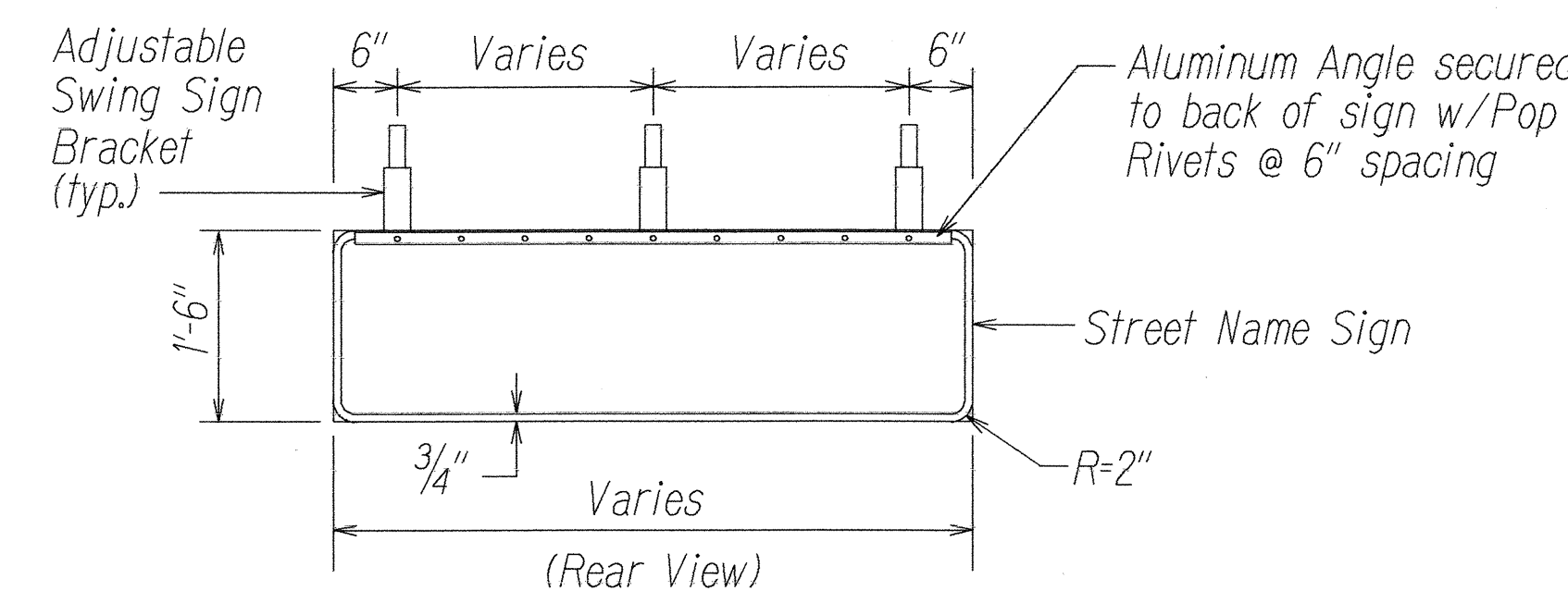


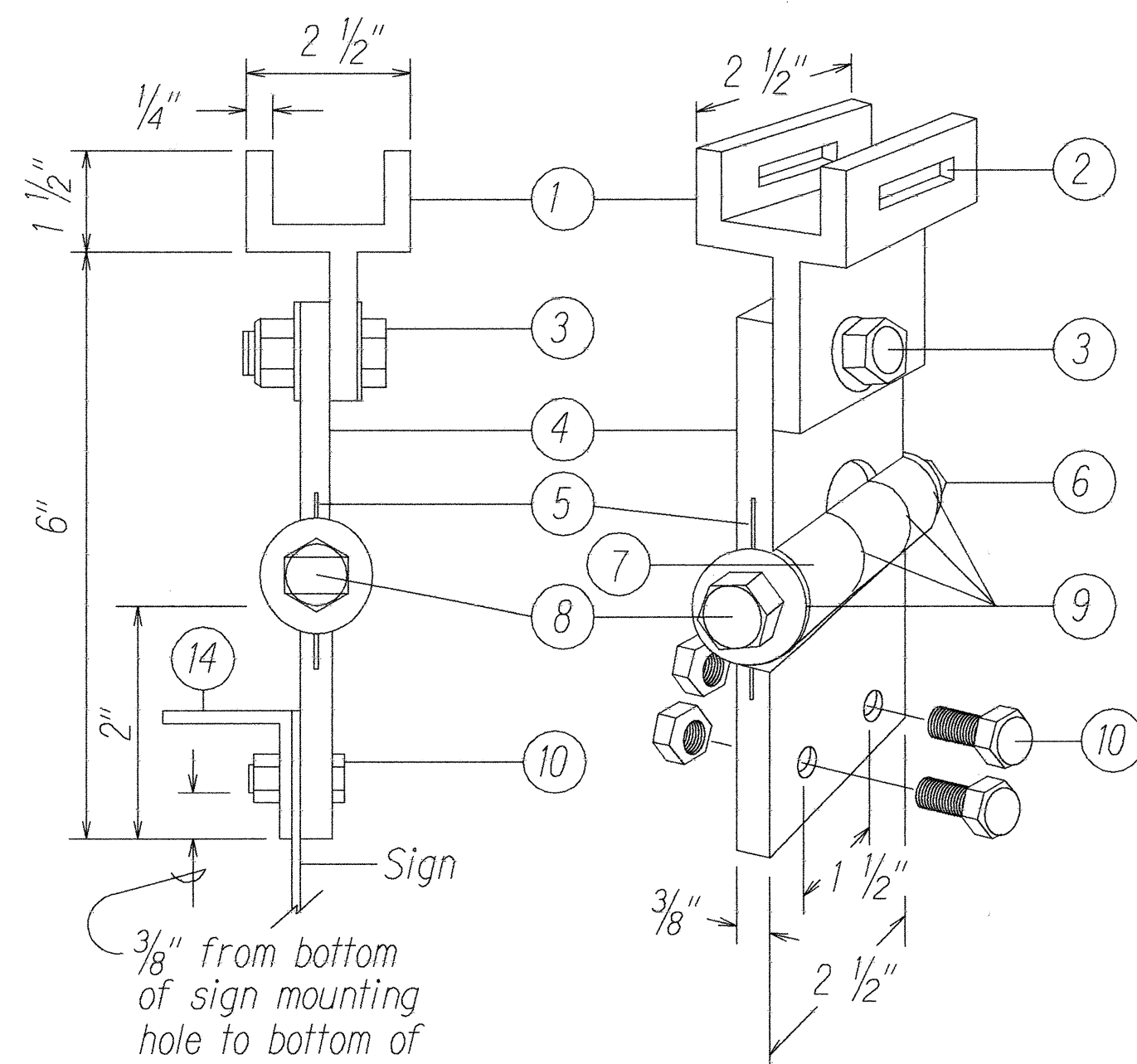
FED. ROAD DIST. NO.	STATE	FED. AID PROJ. NO.	FISCAL YEAR	SHEET NO.	TOTAL SHEETS
HAWAII	HAW.	STP-051-K(20)	2000	24	27



STREET NAME SIGN MOUNTING
ON MAST ARM
NOT TO SCALE



PANEL & SWING BRACKET LAYOUT FOR STREET NAME SIGN
NOT TO SCALE

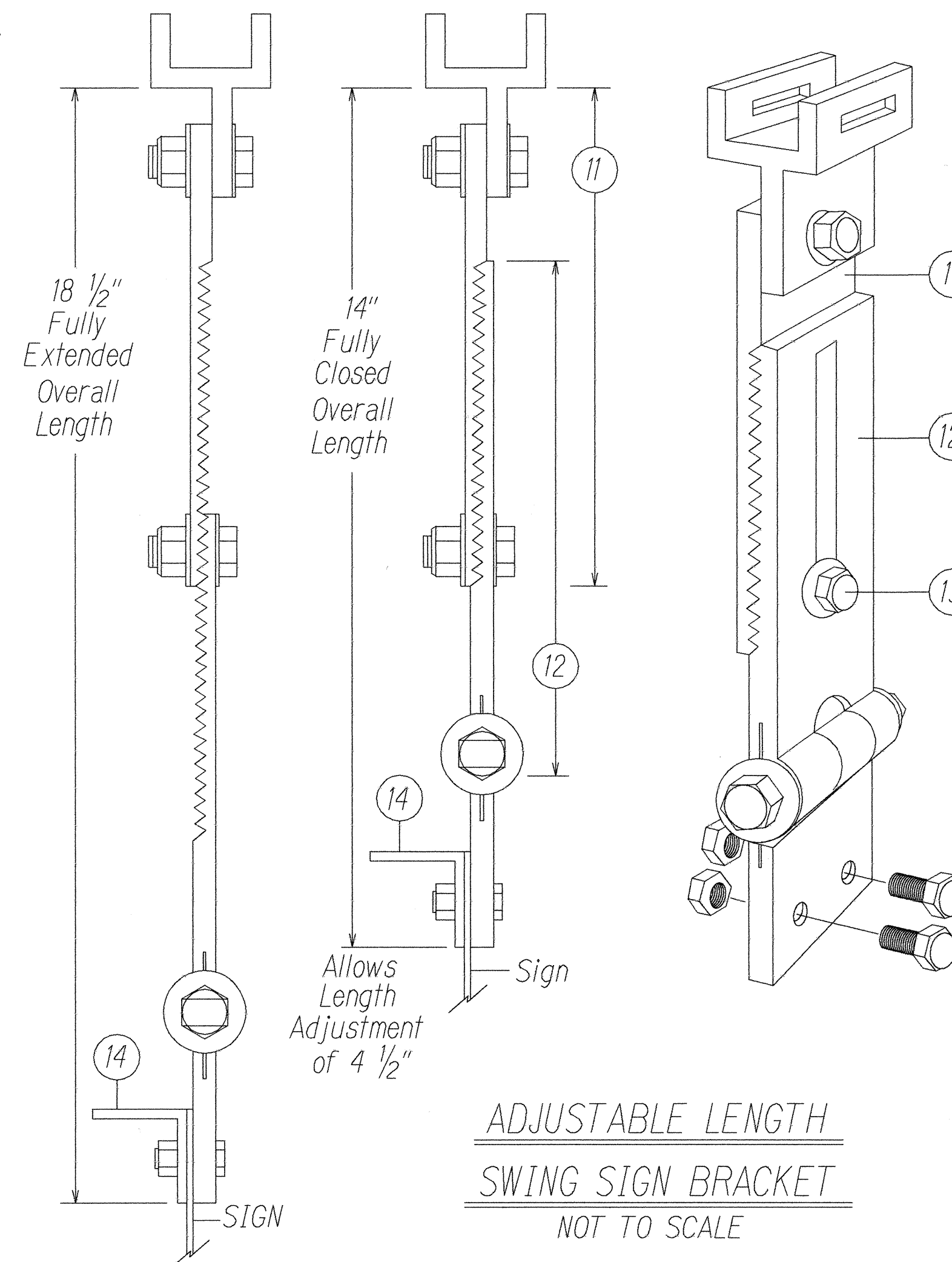


FIXED LENGTH NON-ADJUSTABLE
SWING SIGN BRACKET
NOT TO SCALE

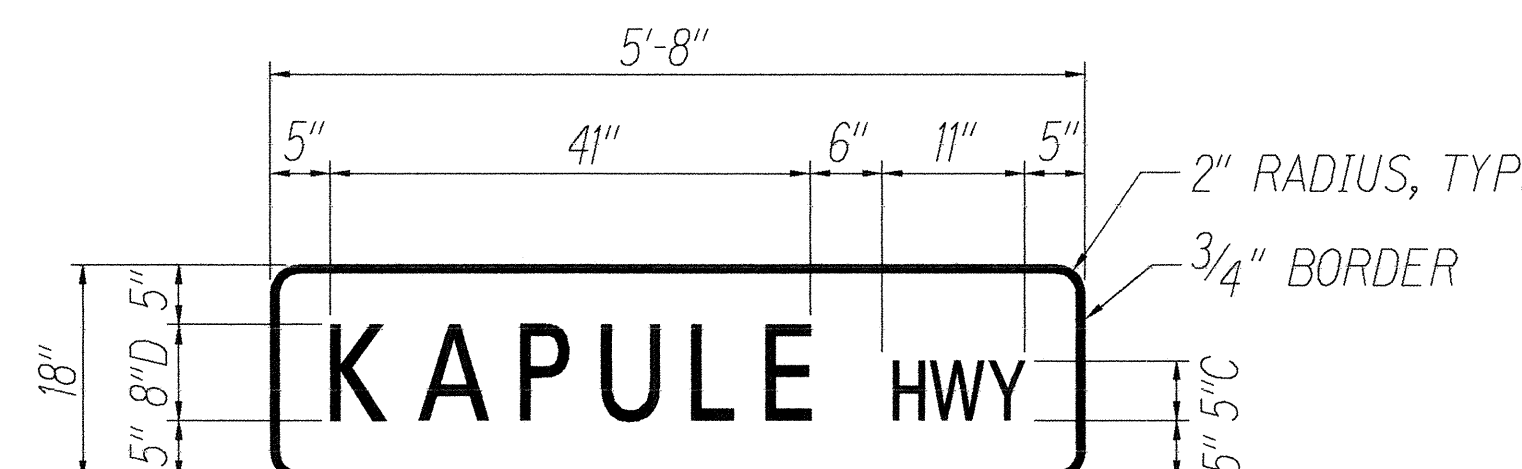
- ① Pivotal Upper Bracket
- ② 1 5/8" x 1/4" Slot for double strapping to electrolier mast arm. (M2G-34S(HD) .030" x 3/4" Heavy Duty Stainless Steel Strap with M2G-34B(HD) Buckle recommended.)
- ③ 1/2" - 13 x 1 1/2" Stainless Steel Hex Head Bolt with Stainless Steel Hex Lock Nut and 1/16" Stainless Steel Washer (both sides). Allows upper bracket to pivot and align with electrolier mast arm.
- ④ 6" Overall drop with Fixed Length Sign Bracket
- ⑤ Stainless Steel Dampener Spring (Removable)
- ⑥ Stainless Steel Hex Lock Nut with 1/16" Stainless Steel Washer
- ⑦ 1" O.D. Axle Housing
- ⑧ 1/2" - 13 x 4" Stainless Steel Hex Head Bolt with 1/16" Stainless Steel Washer
- ⑨ Oilite Bushing
- ⑩ Sign Mounting Sets, consisting of two each 5/16" - 18 x 1" Stainless Steel Hex Head Bolt with Stainless Steel Hex Lock Nut. Two holes on 1 1/2" centers provide positive lock sign mounting to bracket.
- ⑪ 8 1/4" overall length Upper Adjustable Sign Bracket section
- ⑫ 9" overall length Lower Adjustable Sign Bracket section, including Axle Housing (8" overall length to top of Axle Housing)
- ⑬ 1/2" - 13 x 1 1/2" Stainless Steel Hex Bolt with Stainless Steel Hex Lock Nut and 1/16" Stainless Steel Washers (both sides). Loosen lock nut, adjust bracket teeth to level sign.
- ⑭ 1 1/4" x 1 1/4" x 1/8" Aluminum Angle

All Aluminum 6061T6 Alloy and Stainless Steel Components.

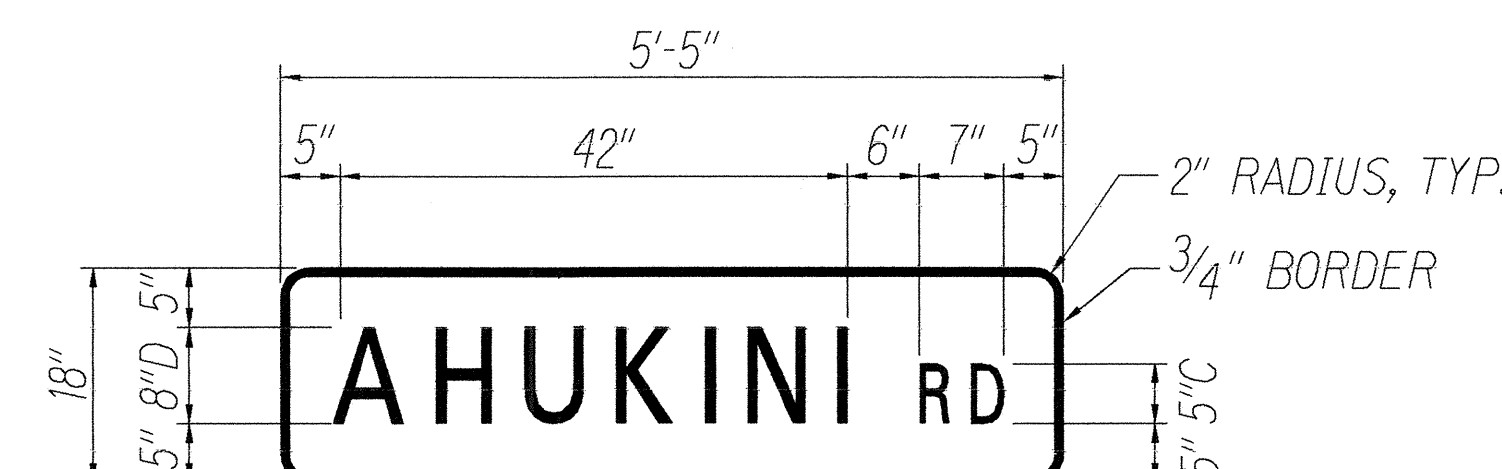
Note: Dimensions may vary slightly.



ADJUSTABLE LENGTH
SWING SIGN BRACKET
NOT TO SCALE




STREET NAME SIGN DETAIL
NOT TO SCALE



STREET NAME SIGN DETAIL
NOT TO SCALE

NOTES:

1. Street name signs shall have white message and border on green background.
2. Provide the same message on both sides of each sign.
3. All sign faces shall be completely reflectorized with Type "B" reflective sheeting.
4. The sign shall be in conformance with the requirements of Section 712.20 of the Standard Specification.
5. Colors:
Legend - White (Reflectorized)
Background - Green (Reflectorized)
6. All signs shall conform to section 621 of the Standard Specifications and the latest editions and amendments of the following FHWA publications:
 - a. "Manual on Uniform Traffic Control Devices for Streets and Highways" (MUTCD)
 - b. "Standard Highway Signs"
 - c. "Standard Alphabets for Highway Signs"



THIS WORK WAS PREPARED BY ME
OR UNDER MY SUPERVISION
Theodore S. Kawahiga
Signature

STATE OF HAWAII
DEPARTMENT OF TRANSPORTATION
HIGHWAYS DIVISION

STREET NAME SIGN DETAIL

KAPULE HIGHWAY,
INTERSECTION IMPROVEMENTS
AT AHUKINI ROAD
Federal Aid Project No. STP-051-K(20)

Scale: None
Date: July, 1999

SHEET No. 1 OF 1 SHEETS

SURVEY PLOTTED BY	DATE
DESIGNED BY	DATE
QUANTITIES BY	DATE
CHECKED BY	DATE
ORIGINAL PLAN	
NOTE BOOK	
No.	