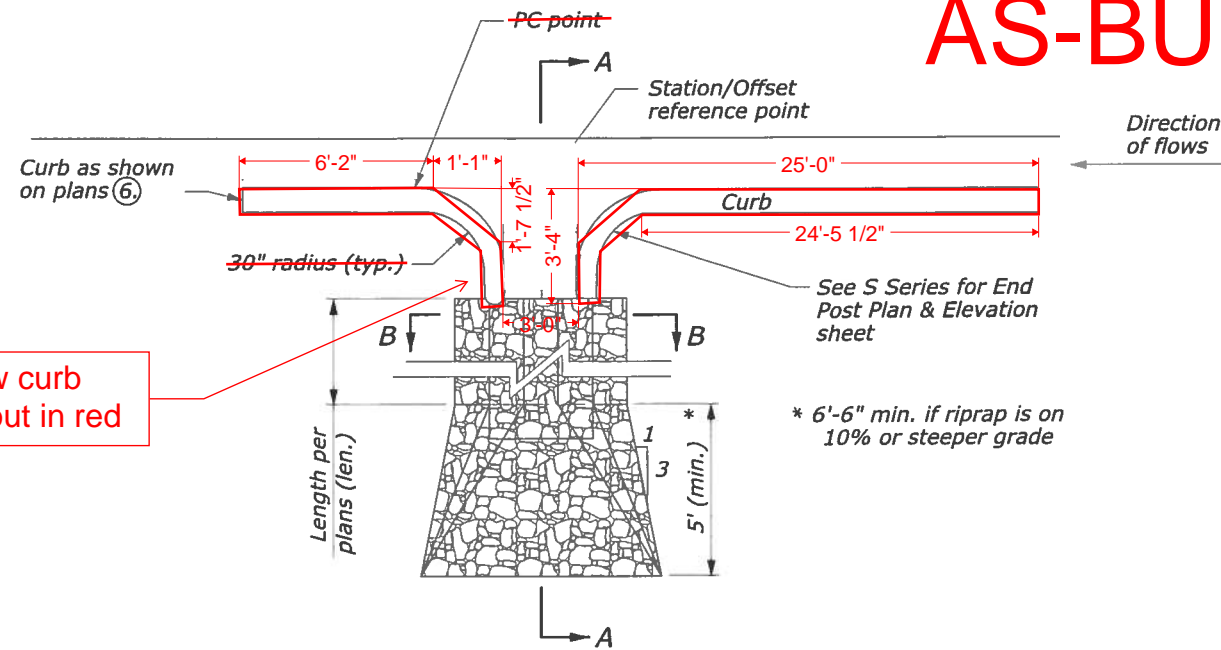


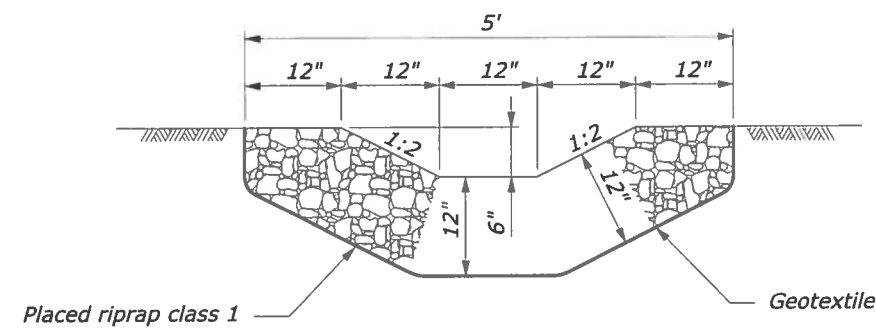
AS-BUILT DRAWINGS

STATE	PROJECT	SHEET NO.
HI	HI STP SR50(2)	G3

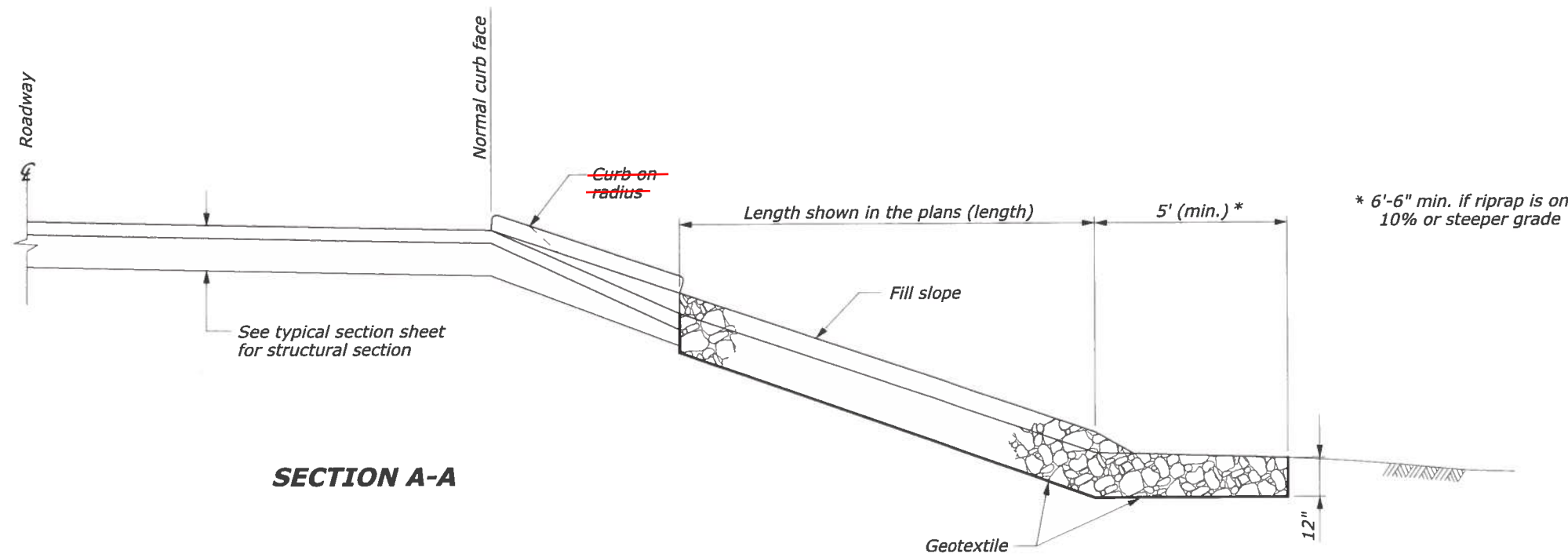


PLAN VIEW

(Mirror detail for waterway on opposite side of street)



**SECTION B-B
RIPRAP WATERWAY
(Q_{max} = 1.2 cfs)**



SECTION A-A

NOTES:

1. Excavation for placement of riprap waterway will not be measured for payment.
2. Furnish non-woven Class 2, Type C geotextile conforming to Subsection 714.01(a).
3. Adjust location as necessary to accommodate guardrail posts.
4. Riprap waterway in curb cut will be paid as Placed Riprap, Method B, Class 1.
5. Metal barrier posts shall not be placed within the curb cut limit. Adjust location in field accordingly.
- ⑥ Concrete curb will be paid under Section 552.

Note: Work was constructed as designed unless otherwise noted.



THIS WORK WAS PREPARED BY ME OR UNDER MY SUPERVISION.

Signature: Douglas P. Stewart 4/30/18
Expiration Date of the License

U.S. DEPARTMENT OF TRANSPORTATION
FEDERAL HIGHWAY ADMINISTRATION
CENTRAL FEDERAL LANDS HIGHWAY DIVISION

U.S. CUSTOMARY SPECIAL

**RIPRAP WATERWAY
IN CURB CUT**

NO SCALE

SPECIAL
251-A