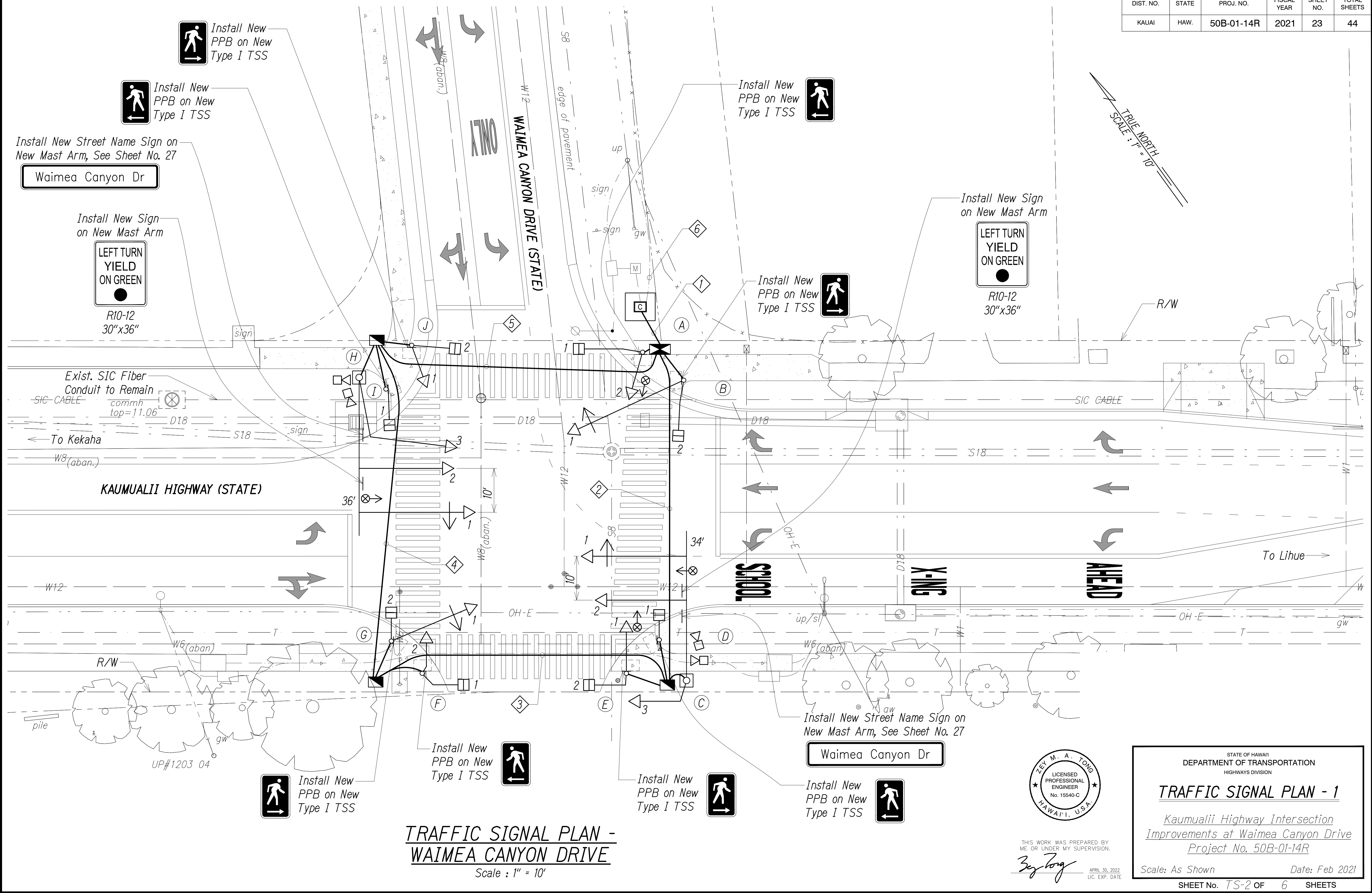



DIST. NO.	STATE	PROJ. NO.	FISCAL YEAR	SHEET NO.	TOTAL SHEETS
KAUAI	HAW.	50B-01-14R	2021	23	44



ORIGINAL PLAN	DATE
NOTE BOOK	
DESIGNED BY	
QUANTITIES BY	
CHECKED BY	



THIS WORK WAS PREPARED BY
ME OR UNDER MY SUPERVISION.
Zey Tong
APRIL 30, 2022
LIC. EXP. DATE









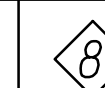
STATE OF HAWAII
DEPARTMENT OF TRANSPORTATION
HIGHWAYS DIVISION

TRAFFIC SIGNAL PLAN - 1

*Kaumualii Highway Intersection
Improvements at Waimea Canyon Drive
Project No. 50B-01-14R*

Scale: As Shown Date: Feb 2021

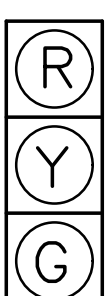
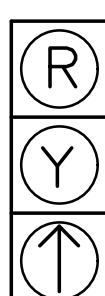
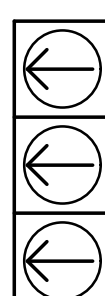


SHEET No. TS-2 OF 6 SHEETS

CABLE AND CONDUIT SCHEDULE																		
DESCRIPTION	DIAMOND ITEM NO. 								POLE LETTER									
									(A)	(B)	(C)	(D)	(E)	(F)	(G)	(H)	(I)	(J)
Quantity of 26C #14 Traffic Control Cable*	2 in 2 out	2	2	2	2													
Quantity of 2C #14 Loop Detector & Pedestrian Push Button Lead-in Cable	4	2	1	1	2				1	1		1	1	1	1		1	1
Quantity of Type 7 Cable EVP	4	2			1				1		1		1			1		
Quantity of #6 Ground Copper	1	1	1	1	1				1	1	1	1	1	1	1	1	1	1
Quantity of 4C #14 Signal Cable									2	3	4	1	2	2	3	4	1	2
Quantity of 3C#18 Camera Cable	4	2			2						2					2		
Quantity of 3" Conc. Conduit	2																	
Quantity of Spare 2" Conc. Conduit	2	2	2	2	2	*1												
Total Quantity of 2" Conc. Conduit	5	7	5	5	7	*1			1	1	3	1	1	1	1	4	1	1

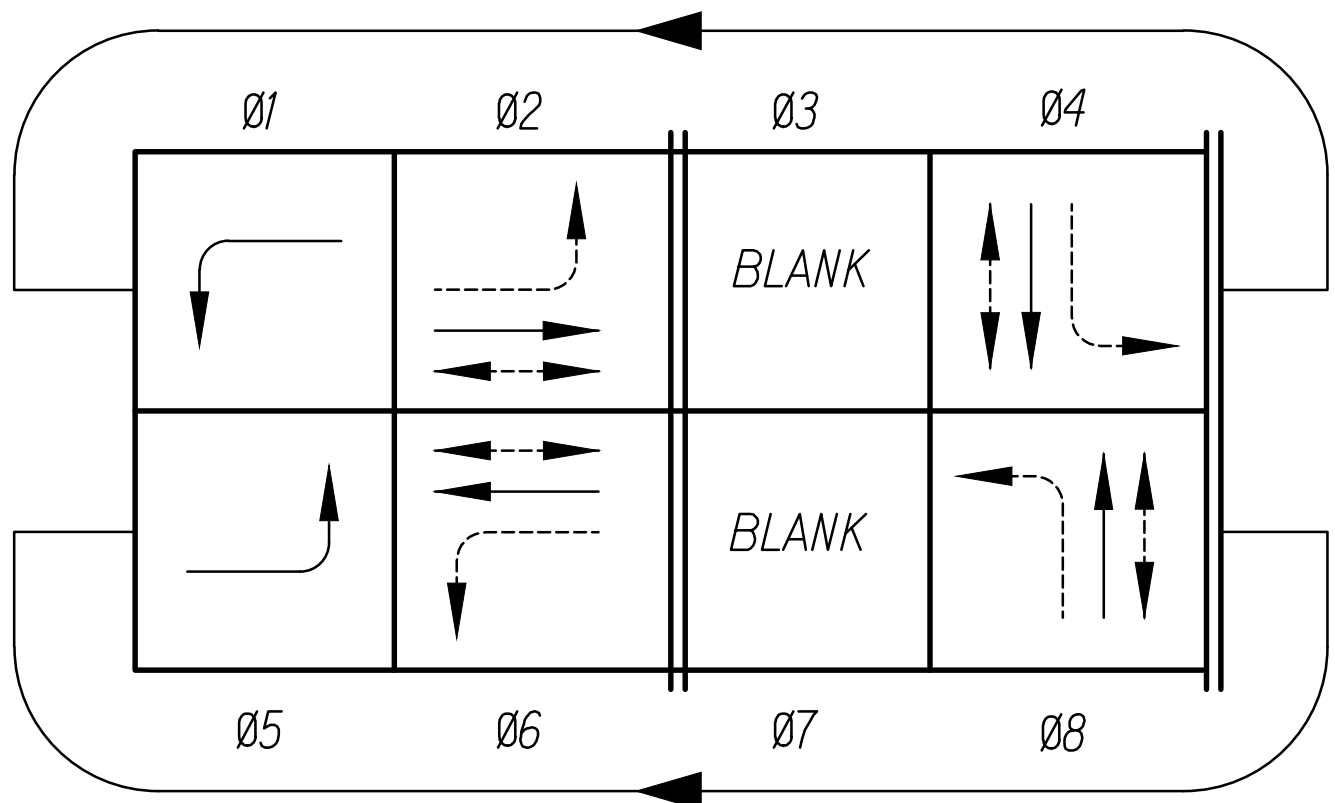
* See Sheet No. 38 regarding installation of this conduit

Note: Color coding for 26C#14 will be provided by the Engineer.

TRAFFIC SIGNAL STANDARD & HEAD		
POLE LETTER	SIGNAL HEAD NO.	POLE TYPE
A	1 & 2	I-10'
B	1 & 2	I-10'
C	1, 2, & 3	II-20'
D	1	I-8'
E	1 & 2	I-10'
F	1 & 2	I-10'
G	1 & 2	I-10'
H	1, 2, & 3	II-20'
I	1	I-8'
J	1 & 2	I-10'

TRAFFIC SIGNAL HEAD SCHEDULE					
Traffic Signal Head Type and Description	 12" RYG Traffic Signal Head	 12" RY↑ Traffic Signal Head	 12"←←←Traffic Signal Head	 12" RYG & Traffic Signal Head	 Pedestrian Signal Head (Countdown Type)
Pole Letter Signal Head Number	A-2 C-2*, 3 E-1 F-2 H-2*, 3 J-1			B-1 C-1* G-1 H-1*	A-1 B-2 D-1 E-2 F-1 G-2 I-1 J-2

* Indicates Back Plate w/ Retro Reflective Border




PHASE DIAGRAM

- Protected Vehicle Movement
- Pedestrian Movement
- - - Permitted Vehicle Movement

ORIGINAL PLAN	SURVEY PLOTTED BY	DATE
	DRAWN BY	
	DESIGNED BY	
	QUANTITIES BY	
NOTE BOOK	CHECKED BY	
	No.	

WAIMEA CANYON DRIVE



THIS WORK WAS PREPARED BY ME OR UNDER MY SUPERVISION.
Zey Tong
APRIL 30, 2022
LIC. EXP. DATE

STATE OF HAWAII
DEPARTMENT OF TRANSPORTATION
HIGHWAYS DIVISION

TRAFFIC SIGNAL PLAN - 2

Kaumualii Highway Intersection
Improvements at Waimea Canyon Drive
Project No. 50B-01-14R

Scale: As Shown
Date: Feb 2021

SHEET No. TS-3 OF 6 SHEETS