
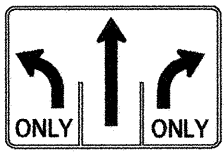
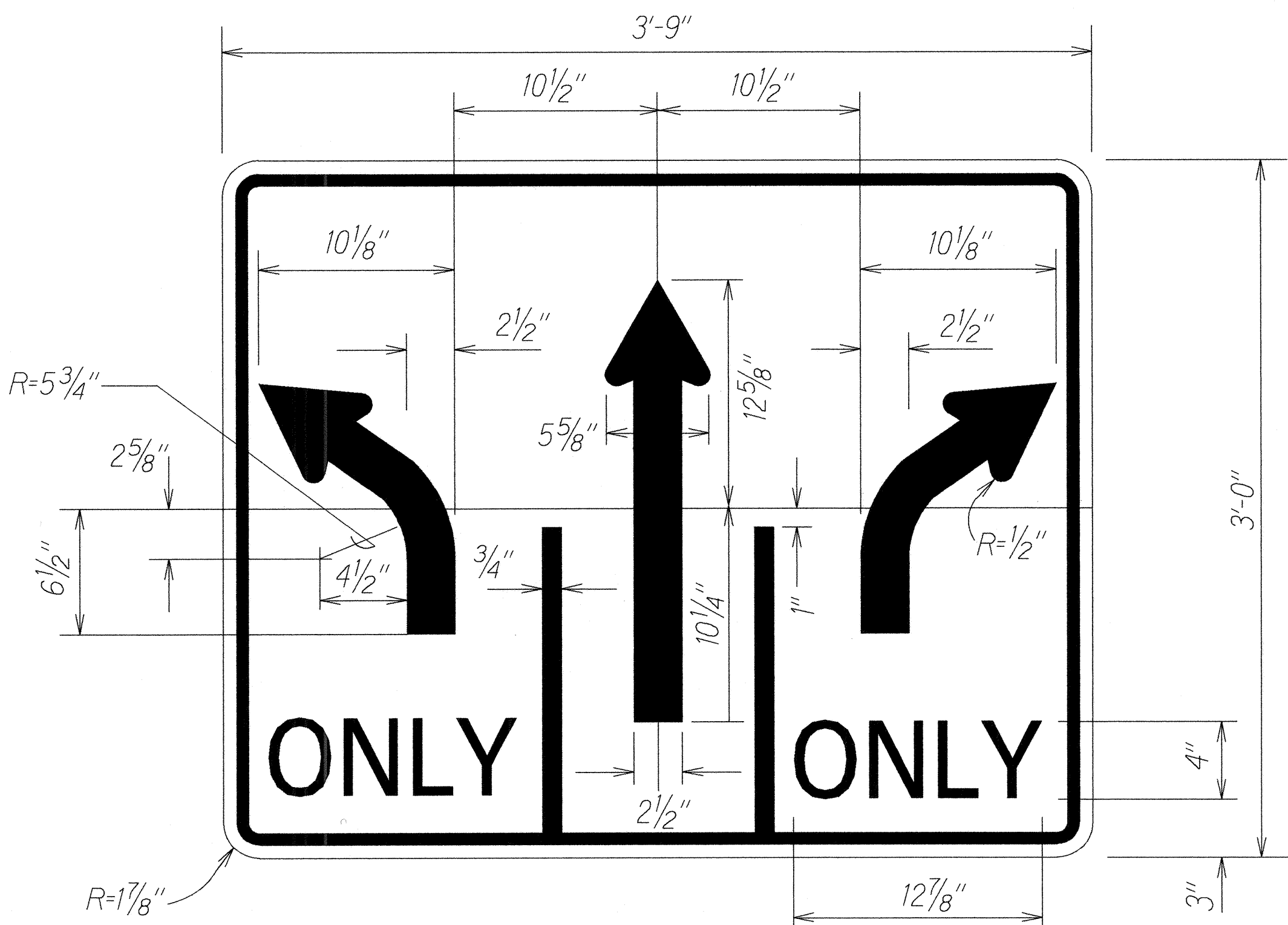


FED. ROAD DIST. NO.	STATE	PROJ. NO.	FISCAL YEAR	SHEET NO.	TOTAL SHEETS
HAWAII	HAW.	HWY-K-02-98	2000	22	53

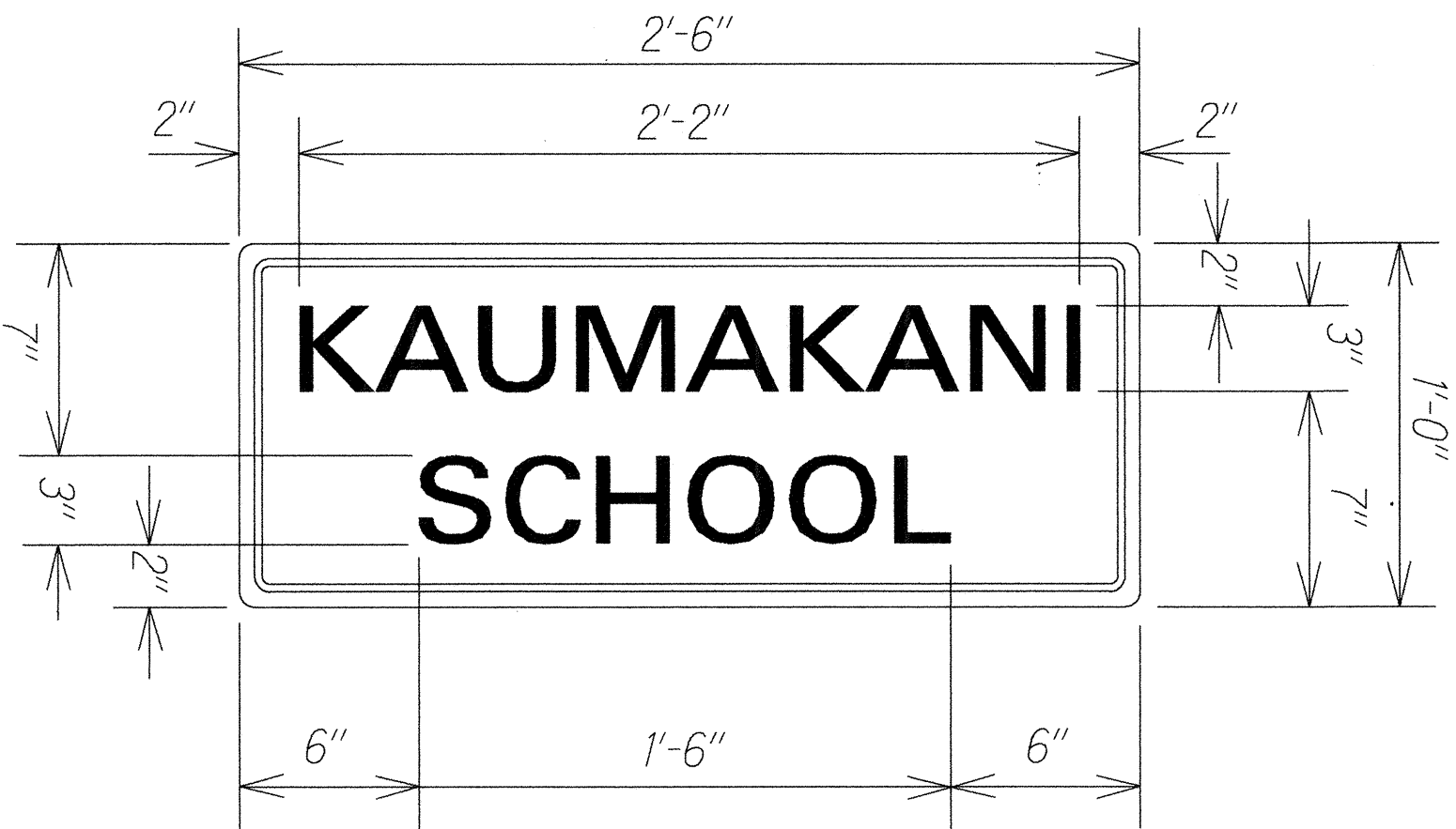
TRAFFIC SIGN SUMMARY					
SIGN NO.	MESSAGE	QUANTITY			
		10 SQ. FT. OR LESS		GREATER THAN 10 SQ. FT.	
		W/ POST	W/O POST	W/ POSTS	W/O POSTS
R3-40(L)		3			
R3-8 (Modified)				1	
	TOTAL	3		1	

PAVEMENT MARKING SUMMARY	
DESCRIPTION	QUANTITY
PAVEMENT MARKERS	
TYPE A _____	0 EA.
TYPE C _____	72 EA.
TYPE D _____	8 EA.
TYPE H _____	81 EA.
* TAPE - TYPE I OR THERMOPLASTIC EXTRUSION	
4-INCH PAVEMENT STRIPE (WHITE) _____	0 L.F.
8-INCH PAVEMENT STRIPE (WHITE) _____	175 L.F.
DOUBLE 4-INCH PAVEMENT STRIPE (YELLOW) _____	125 L.F.
** TAPE - TYPE II OR THERMOPLASTIC EXTRUSION	
4-INCH PAVEMENT STRIPE (WHITE) _____	2098 L.F.
12-INCH PAVEMENT STRIPE (WHITE) _____	0 L.F.
12-INCH PAVEMENT STRIPE (YELLOW) _____	340 L.F.
DOUBLE 4-INCH PAVEMENT STRIPE (YELLOW) _____	1635 L.F.
*** TAPE - TYPE III OR THERMOPLASTIC EXTRUSION	
4-INCH PAVEMENT STRIPE (WHITE) _____	484 L.F.
4-INCH PAVEMENT STRIPE (YELLOW) _____	0 L.F.
12-INCH PAVEMENT STRIPE (WHITE) _____	101 L.F.
CROSSWALK MARKINGS _____	0 LANES
PAVEMENT ARROW _____	6 EA.
PAVEMENT WORD _____	4 EA.



DETAIL R3-8 Modified Panel
Scale: 2" = 1'

Legend: Color
Border _____ White
Lettering _____ White
Background _____ Green
Arrow _____ White



SIGN DETAIL
Scale: 2" = 1'


- Notes:
- * Tape, Type I or Thermoplastic Extrusion (No Passing Zones, Channelizing Lines or Solid Lines)
 - ** Tape, Type II or Thermoplastic Extrusion (Transverse Median Markings, Transverse Shoulder Markings, Channelizing Islands or Edge Striping)
 - *** Tape, Type III, or Thermoplastic Extrusion (Guide Lines, Stop Lines, Extension of Edge Lines, Crosswalk Markings, Pavement Words or Pavement Arrows)

DESIGNED BY _____	DATE _____
DRAWN BY _____	DATE _____
CHECKED BY _____	DATE _____
NOTED BY _____	DATE _____
DATE _____	DATE _____

REFLECTOR MARKER SUMMARY						
TYPE	QUANTITY					
	W/O POST		W/ FLEXIBLE POST		W/ STEEL POST	
	YELLOW	WHITE	YELLOW	WHITE	YELLOW	WHITE
* RM-3	22	—	—	—	—	—
** OM, Type II	16	—	—	—	—	—

- NOTES:
- * Install RM-3 w/o steel post on new and relocated permanent signs (to be installed on posts of signs).
 - ** Install Object Marker (OM-II) w/o steel post on all utility poles that are located within 30 feet of the edge of paved shoulder.

CONSTRUCTION SIGN SUMMARY			
SIGN NO.	MESSAGE	W/ POSTS	W/O POSTS
CW20-1A(d)	ROAD WORK AHEAD	2	—
CG20-2A	END ROAD WORK	2	—
	TOTAL	4	0



THIS WORK WAS PREPARED BY ME
OR UNDER MY SUPERVISION

Signature

STATE OF HAWAII DEPARTMENT OF TRANSPORTATION HIGHWAYS DIVISION	
TRAFFIC SIGN SUMMARY AND PAVEMENT MARKING SUMMARY - MAKAWELI	
MISCELLANEOUS TRAFFIC OPERATIONAL AND SAFETY IMPROVEMENTS TO EXISTING INTERSECTIONS AND HIGHWAY FACILITIES Project No. HWY-K-02-98	
Scale: As Shown	Date: August, 1999
SHEET No. 1	OF 1 SHEETS