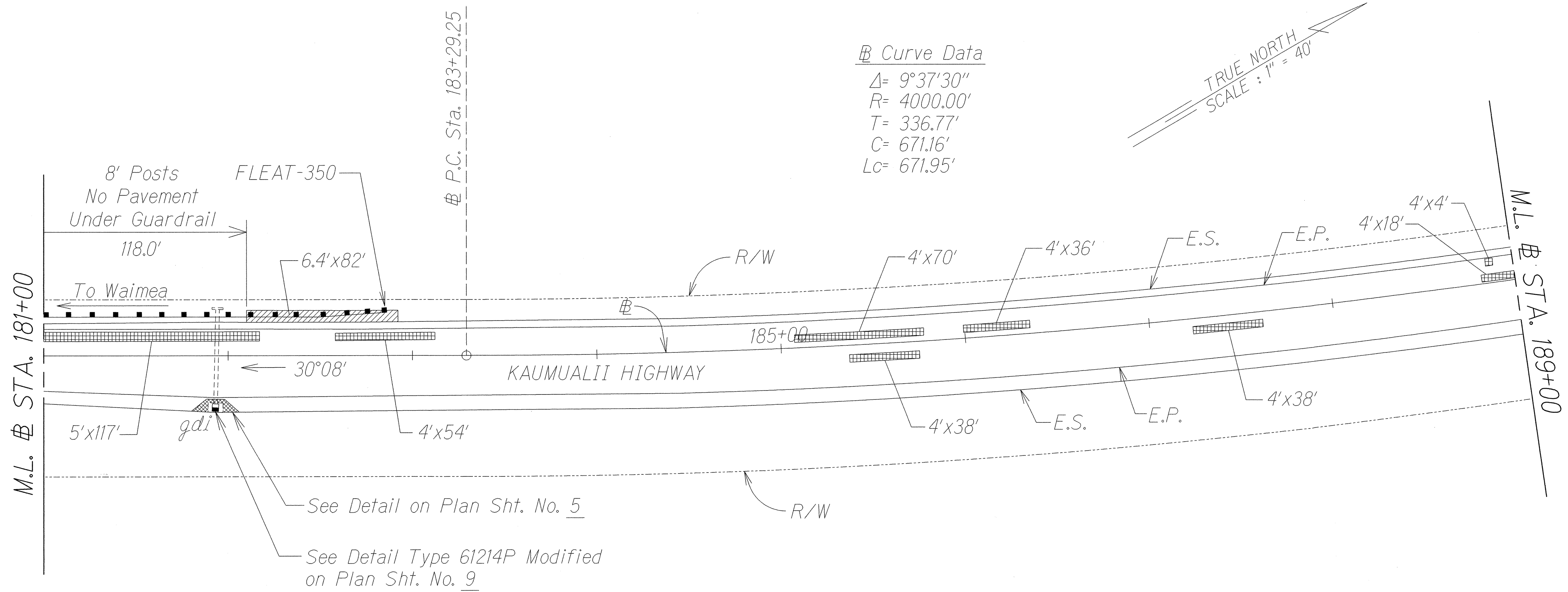
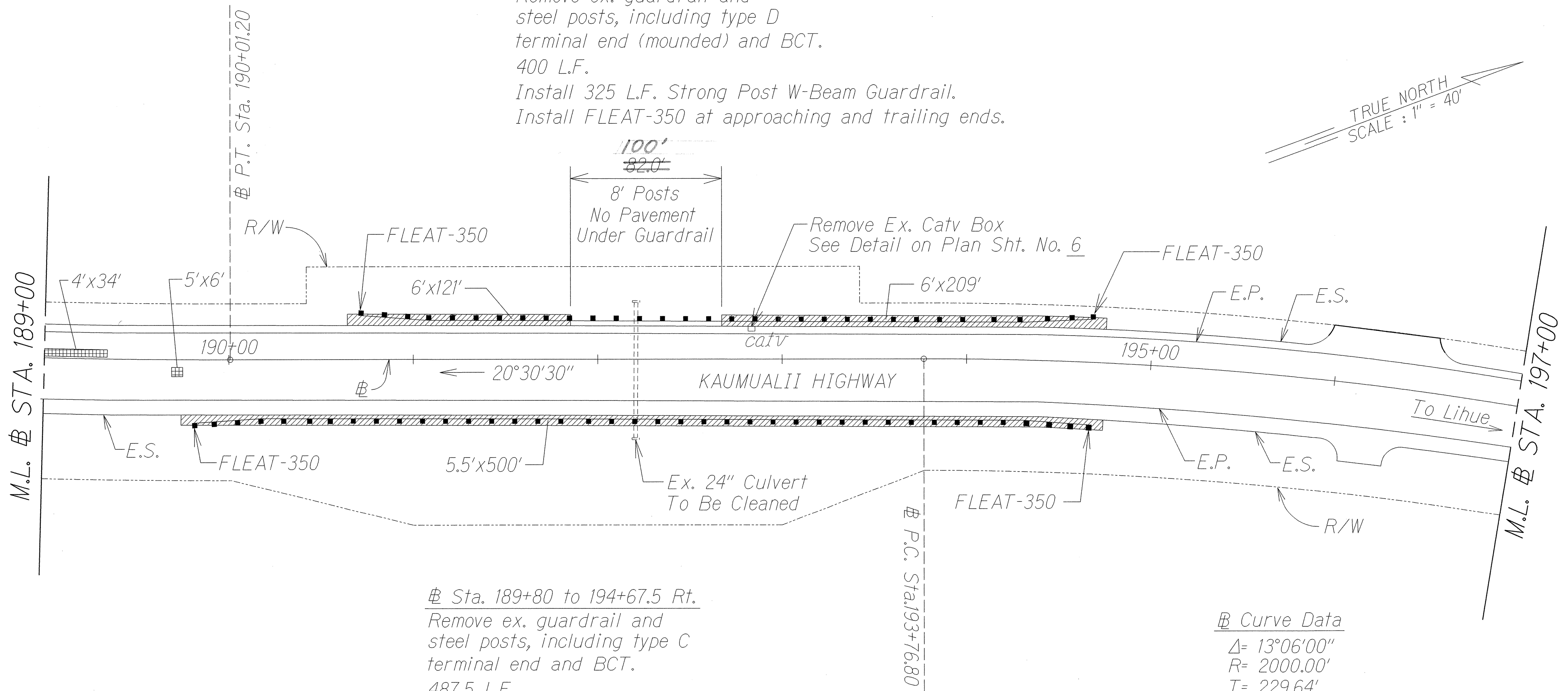



FED. ROAD DIST. NO.	STATE	PROJ. NO.	FISCAL YEAR	SHEET NO.	TOTAL SHEETS
HAWAII	HAW.	50D-01-00M	2001	14	23



Sta. 190+67.5 to 194+67.5 Lt.
Remove ex. guardrail and steel posts, including type D terminal end (mounded) and BCT.
400 L.F.
Install 325 L.F. Strong Post W-Beam Guardrail.
Install FLEAT-350 at approaching and trailing ends.



Sta. 189+80 to 194+67.5 Rt.
Remove ex. guardrail and steel posts, including type C terminal end and BCT.
487.5 L.F.
Install 412.5 L.F. Strong Post W-Beam Guardrail.
Install FLEAT-350 at approaching and trailing ends.



THIS WORK WAS PREPARED BY ME
OR UNDER MY SUPERVISION

[Signature]
Signature

STATE OF HAWAII
DEPARTMENT OF TRANSPORTATION
HIGHWAYS DIVISION

ROADWAY PLAN

ROUTE 50,
KAUMUALII HIGHWAY RESURFACING,
Vicinity of Maluhia Road to O'ao Road
Project No. 50D-01-00M

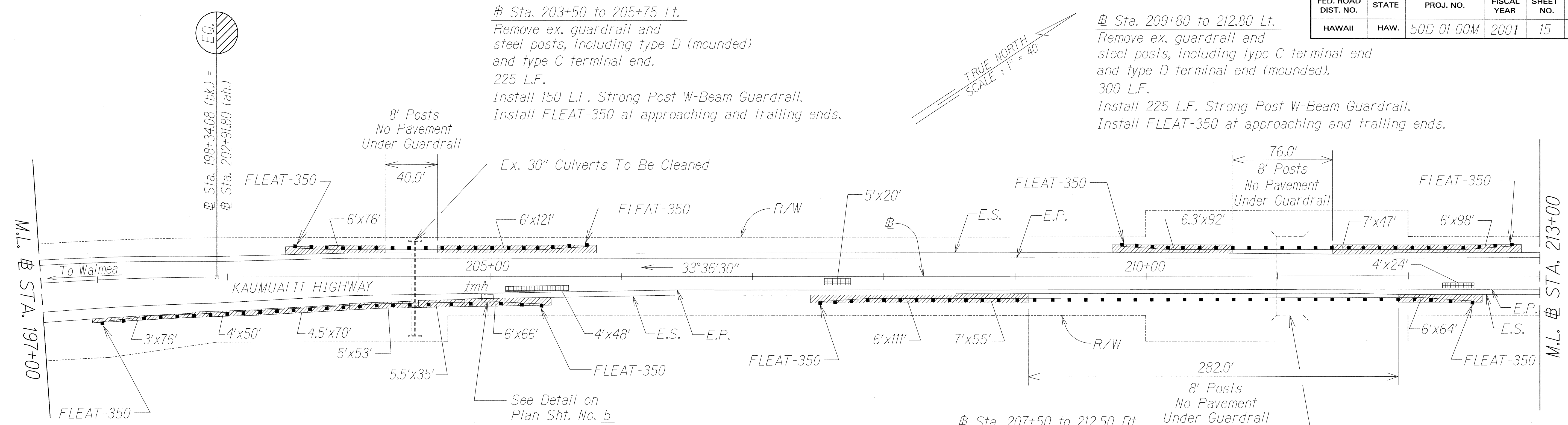
Scale: 1" = 40' Date: August, 2000

ORIGINAL PLAN	DATE
DESIGNED BY	
TRACED BY	
QUANTITIES BY	
CHECKED BY	
NOTE BOOK	
N.	

jkmukp02.dgn

AS-BUILT

FED. ROAD DIST. NO.	STATE	PROJ. NO.	FISCAL YEAR	SHEET NO.	TOTAL SHEETS
HAWAII	HAW.	50D-01-00M	2001	15	23

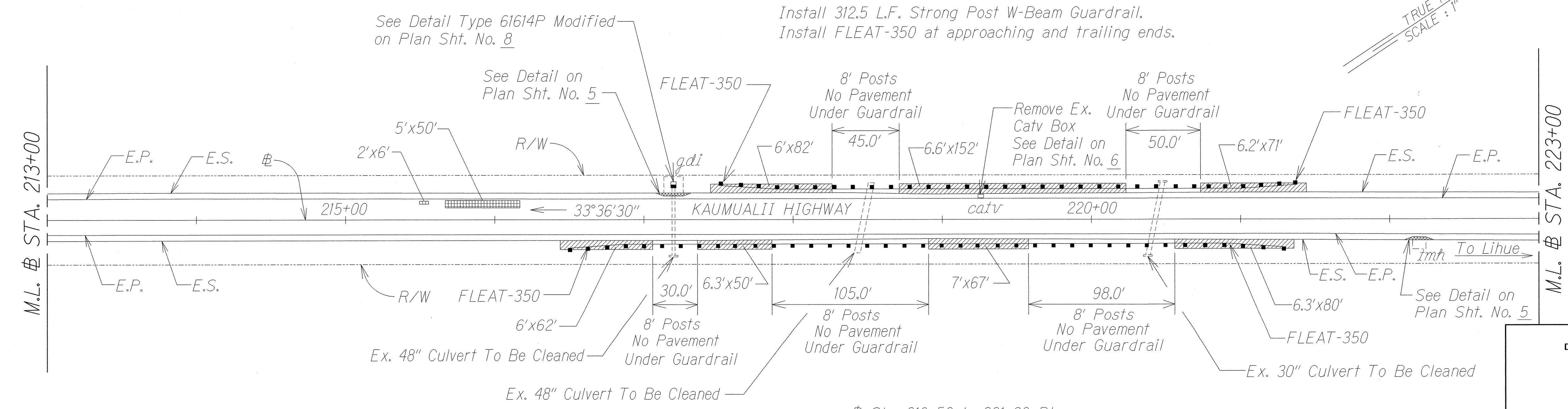


Curve Data
 $\Delta = 13^\circ 06' 00''$
 $R = 2000.00'$
 $T = 229.64'$
 $C = 456.28'$
 $Lc = 457.28'$


Sta. 202+02.5 to 205+40 Rt.
 Remove ex. guardrail and steel posts, including type C and type F terminal end.
 337.5 L.F.
 Install 262.5 L.F. Strong Post W-Beam Guardrail.
 Install FLEAT-350 at approaching and trailing ends.

Sta. 217+50 to 221+37.5 Lt.
 Remove ex. guardrail and steel posts, including type D terminal end (mounded) and BCT.
 387.5 L.F.
 Install 312.5 L.F. Strong Post W-Beam Guardrail.
 Install FLEAT-350 at approaching and trailing ends.

Sta. 207+50 to 212.50 Rt.
 Remove ex. guardrail and steel posts, including type C terminal end and BCT.
 500 L.F.
 Install 425 L.F. Strong Post W-Beam Guardrail.
 Install FLEAT-350 at approaching and trailing ends.



Sta. 216+50 to 221+30 Rt.
 Remove ex. guardrail and steel posts, including type C terminal end and BCT.
 480 L.F.
 Install 405 L.F. Strong Post W-Beam Guardrail.
 Install FLEAT-350 at approaching and trailing ends.



THIS WORK WAS PREPARED BY ME OR UNDER MY SUPERVISION
 Signature: *[Signature]*

STATE OF HAWAII
 DEPARTMENT OF TRANSPORTATION
 HIGHWAYS DIVISION

ROADWAY PLAN

ROUTE 50,
 KAUMUALII HIGHWAY RESURFACING,
 Vicinity of Maluhia Road and Omao Road
 Project No. 50D-01-00M

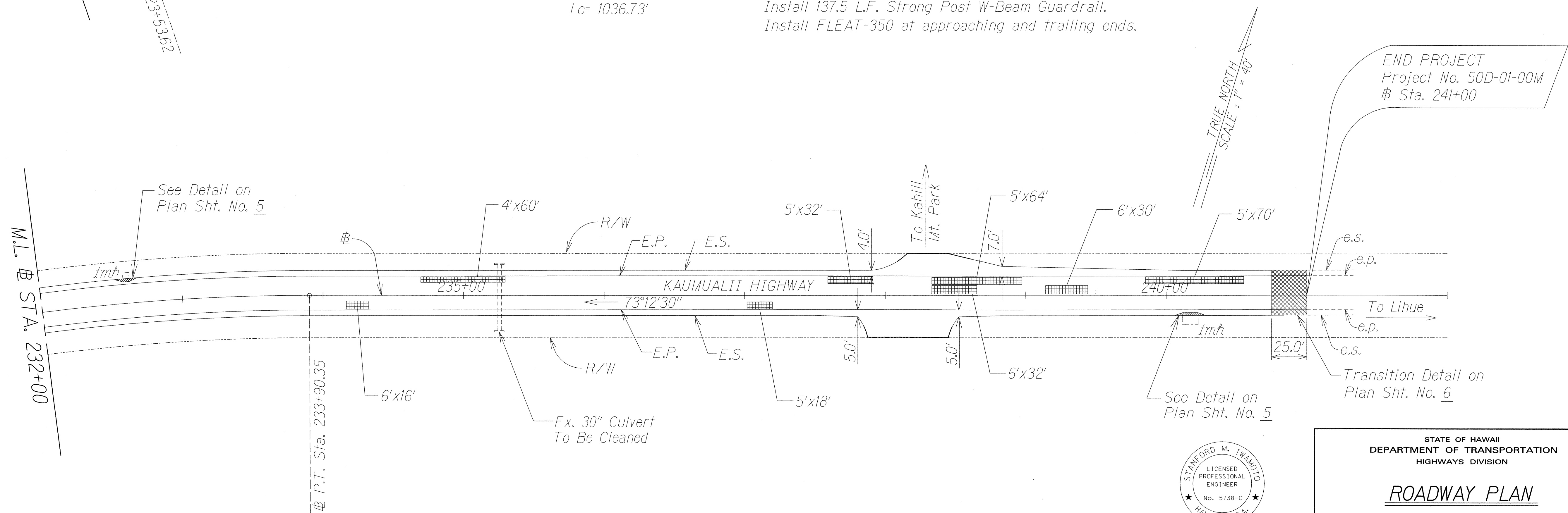
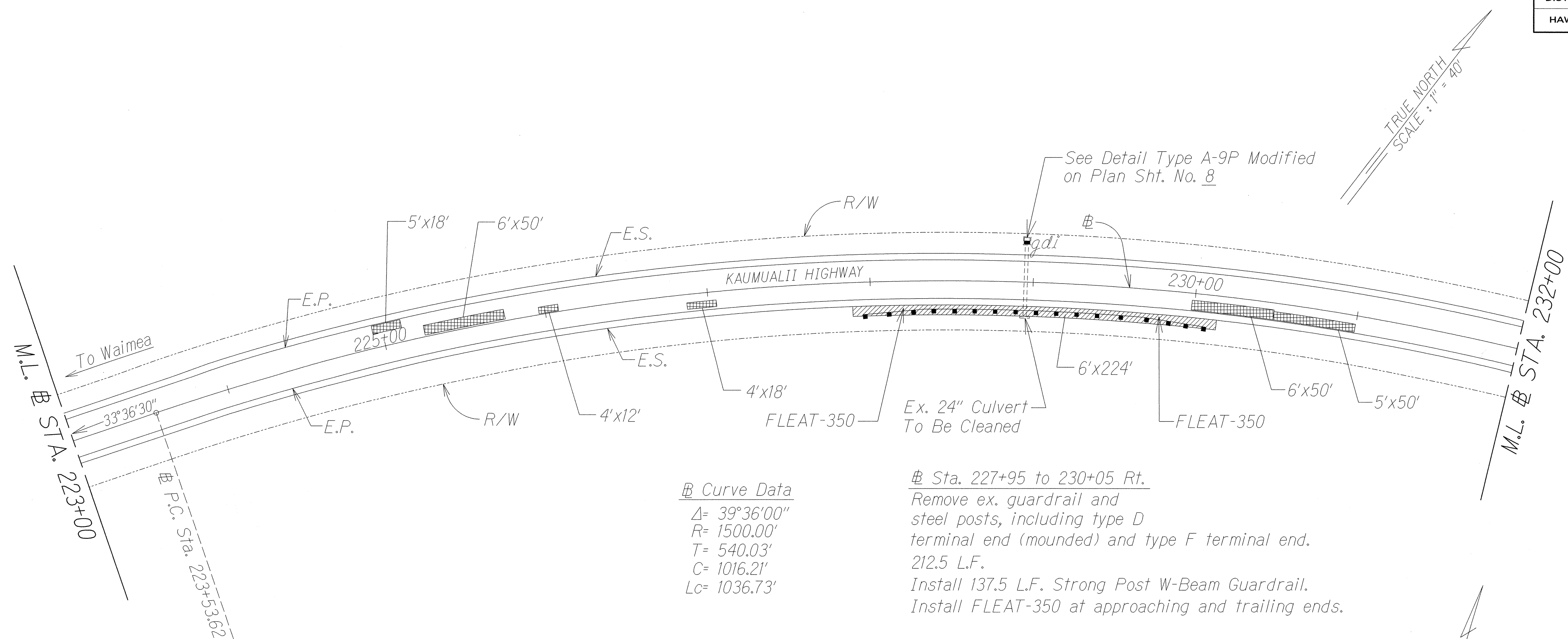
Scale: 1" = 40' Date: August, 2000

SHEET No. 3 OF 4 SHEETS

SURVEY PLOTTED BY	DATE
DRAWN BY	
DESIGNED BY	
QUANTITIES BY	
CHECKED BY	
ORIGINAL PLAN	
NOTE BOOK	
No.	


jkmukp03.dgn

FED. ROAD DIST. NO.	STATE	PROJ. NO.	FISCAL YEAR	SHEET NO.	TOTAL SHEETS
HAWAII	HAW.	50D-01-00M	2001	16	23



SURVEY PLOTTED BY	DATE
DRAWN BY	
DESIGNED BY	
CHECKED BY	
NOTE BOOK	
QUANTITIES BY	
CHECKED BY	

jkmukp04.dgn



THIS WORK WAS PREPARED BY ME OR UNDER MY SUPERVISION

Signature

STATE OF HAWAII
 DEPARTMENT OF TRANSPORTATION
 HIGHWAYS DIVISION

ROADWAY PLAN

ROUTE 50,
 KAUMUALII HIGHWAY RESURFACING,
 Vicinity of Maluhia Road and Omao Road
 Project No. 50D-01-00M

Scale: 1" = 40' Date: August, 2000

SHEET No. 4 OF 4 SHEETS