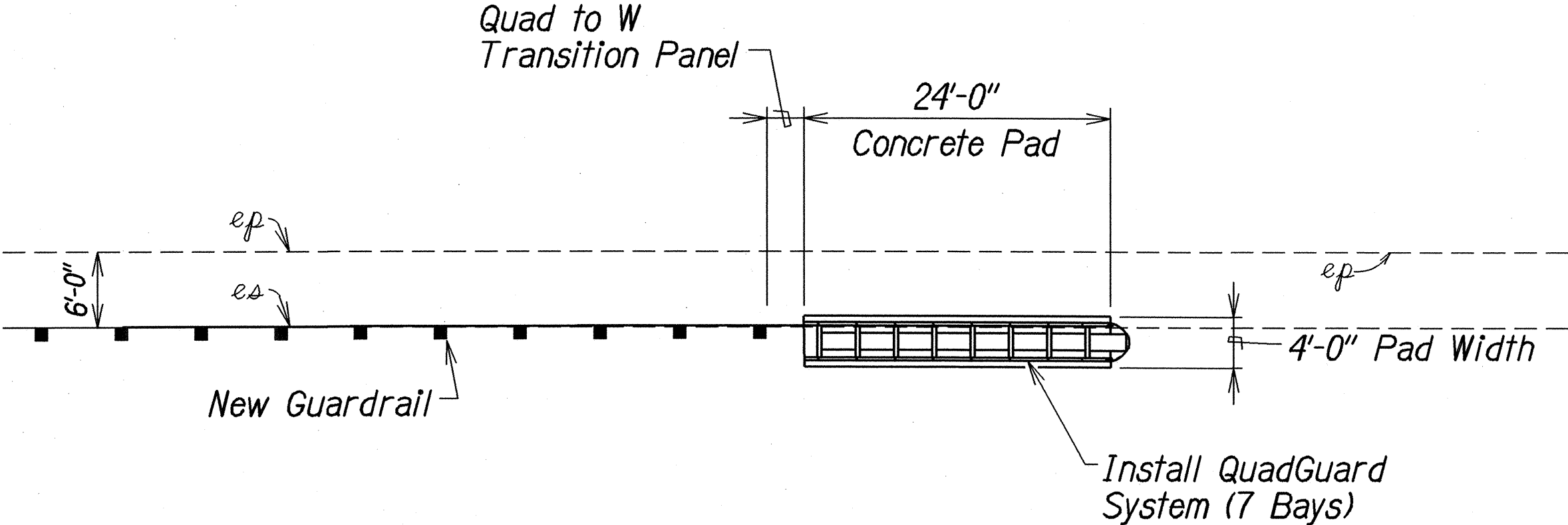


FED. ROAD DIST. NO.	STATE	FED. AID PROJ. NO.	FISCAL YEAR	SHEET NO.	TOTAL SHEETS
HAWAII	HAW.	STP-0700(39)	1998	17	17

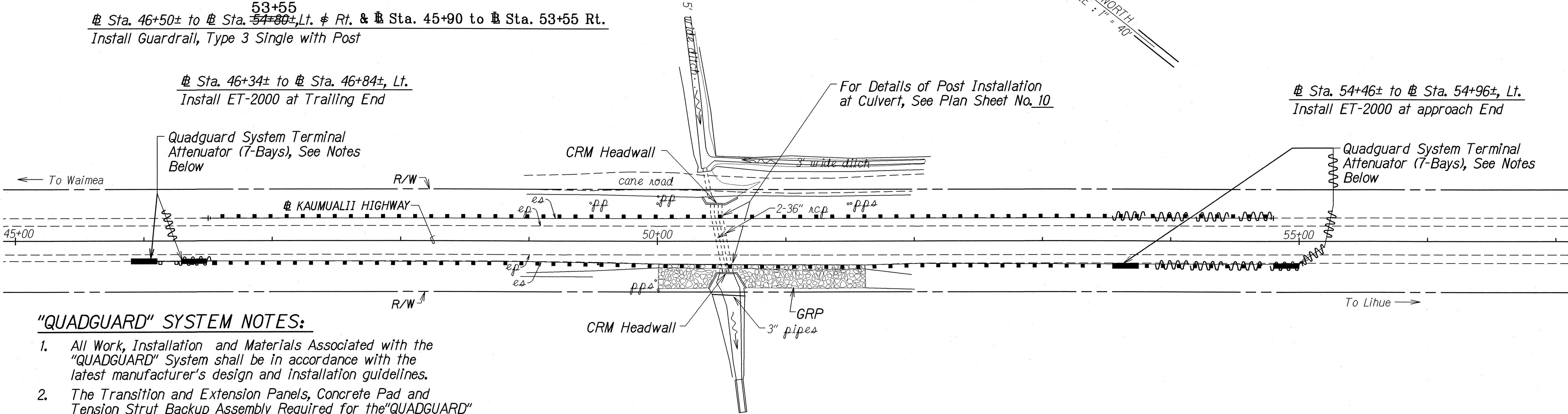


**TYPICAL DETAIL - QUADGUARD SYSTEM**

Scale: 1"=10'

53+55  
 @ Sta. 46+50± to @ Sta. 54+80±, Lt. & Rt. & @ Sta. 45+90 to @ Sta. 53+55 Rt.  
 Install Guardrail, Type 3 Single with Post

@ Sta. 46+34± to @ Sta. 46+84±, Lt.  
 Install ET-2000 at Trailing End

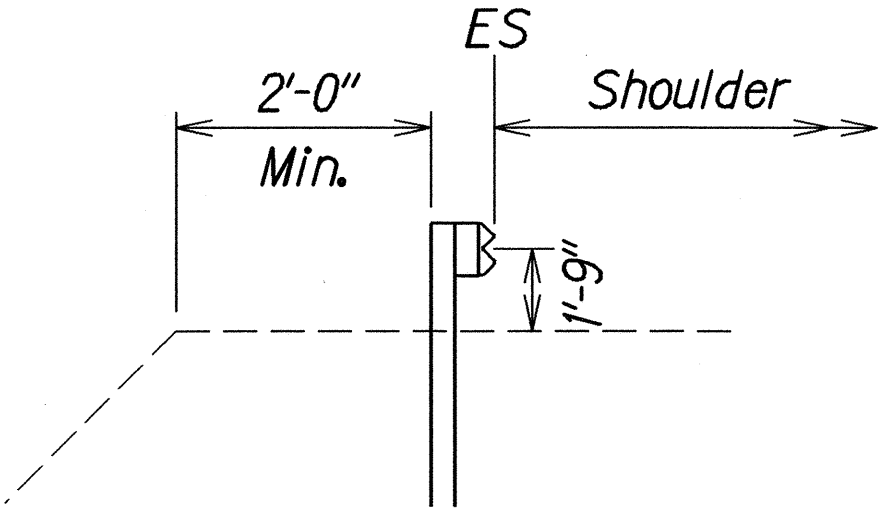


**"QUADGUARD" SYSTEM NOTES:**

1. All Work, Installation and Materials Associated with the "QUADGUARD" System shall be in accordance with the latest manufacturer's design and installation guidelines.
2. The Transition and Extension Panels, Concrete Pad and Tension Strut Backup Assembly Required for the "QUADGUARD" System shall be Considered Incidental to the "QUADGUARD" System.
3. The Contractor Attention is Directed to Section 693 - Quadguard System Terminal Attenuator of the Special Provisions.

**GUARDRAIL PLAN AT M.P. 21.9**

Scale: 1"=40'



**GUARDRAIL DETAIL**

@ Sta. 46+50± to @ Sta. 54+80±, Lt. & Rt.

Not to Scale

LEGEND FOR AS-BUILT POSTINGS	
	Squiggly line for as-built deletion
	Double line for as-built deletion
Roadway	Text for as-built posting

STATE OF HAWAII  
DEPARTMENT OF TRANSPORTATION  
HIGHWAYS DIVISION

**GUARDRAIL PLAN AND DETAIL**  
KAUMUALII HIGHWAY DRAINAGE IMPROVEMENTS  
Vicinity of M.P. 6.0, M.P. 21.9 and Makeke Road  
Federal Aid Project No. STP-0700(39)

Scale: 1"=40'
Date: March, 1998

SHEET No. 1 OF 1 SHEETS

ORIGINAL PLAN	SURVEY PLOTTED BY	DATE
NOTE BOOK	DRAWN BY	15/08/98
006, George	DESIGNED BY	
N. 2/20/00	CHECKED BY	