

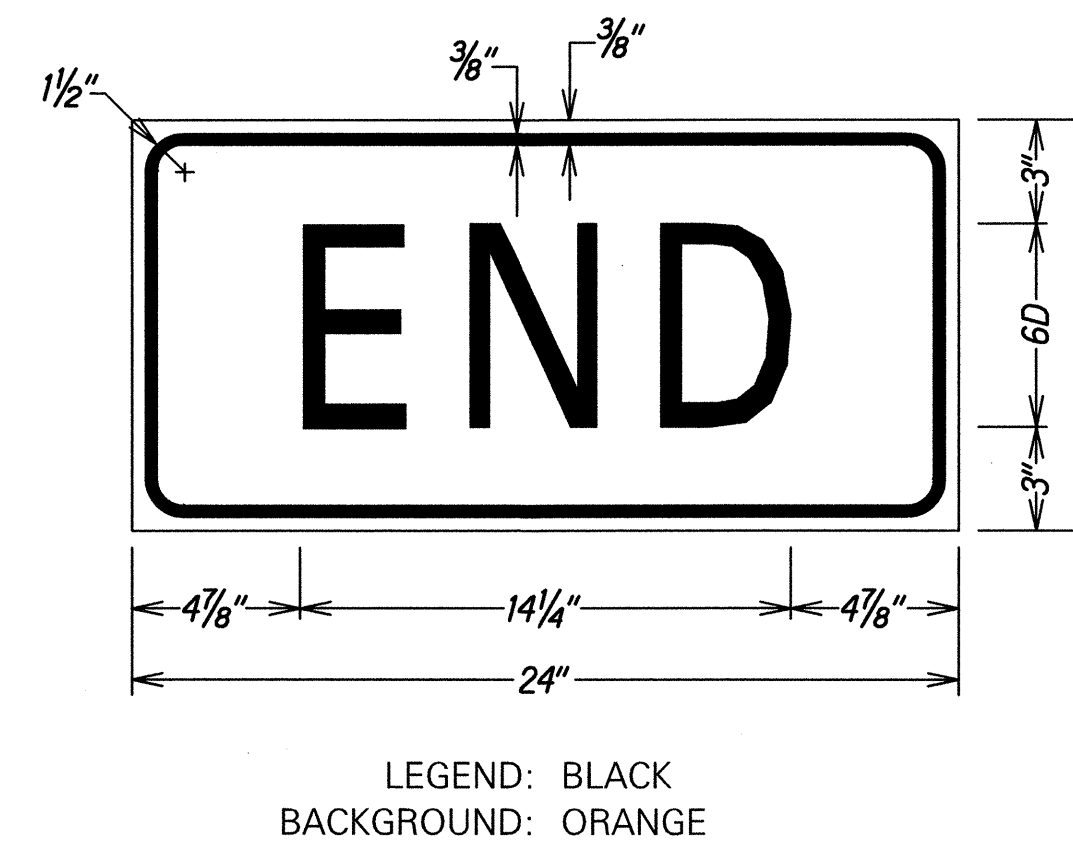
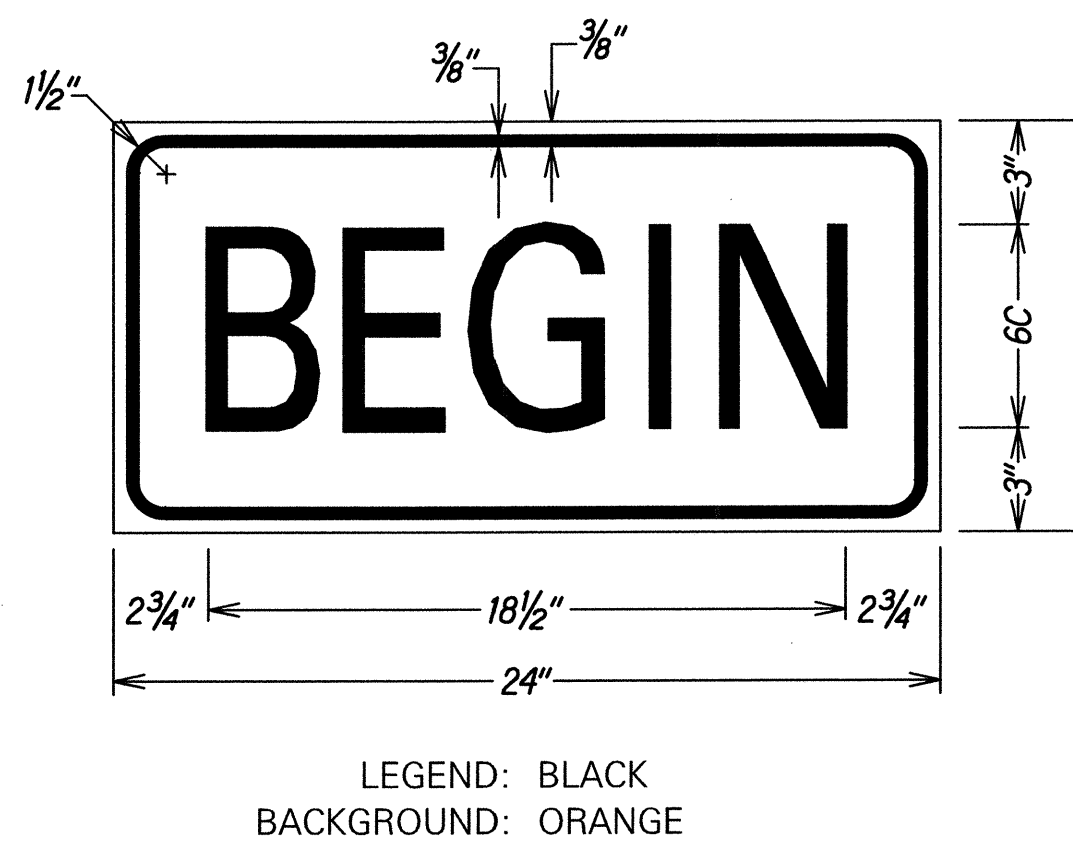
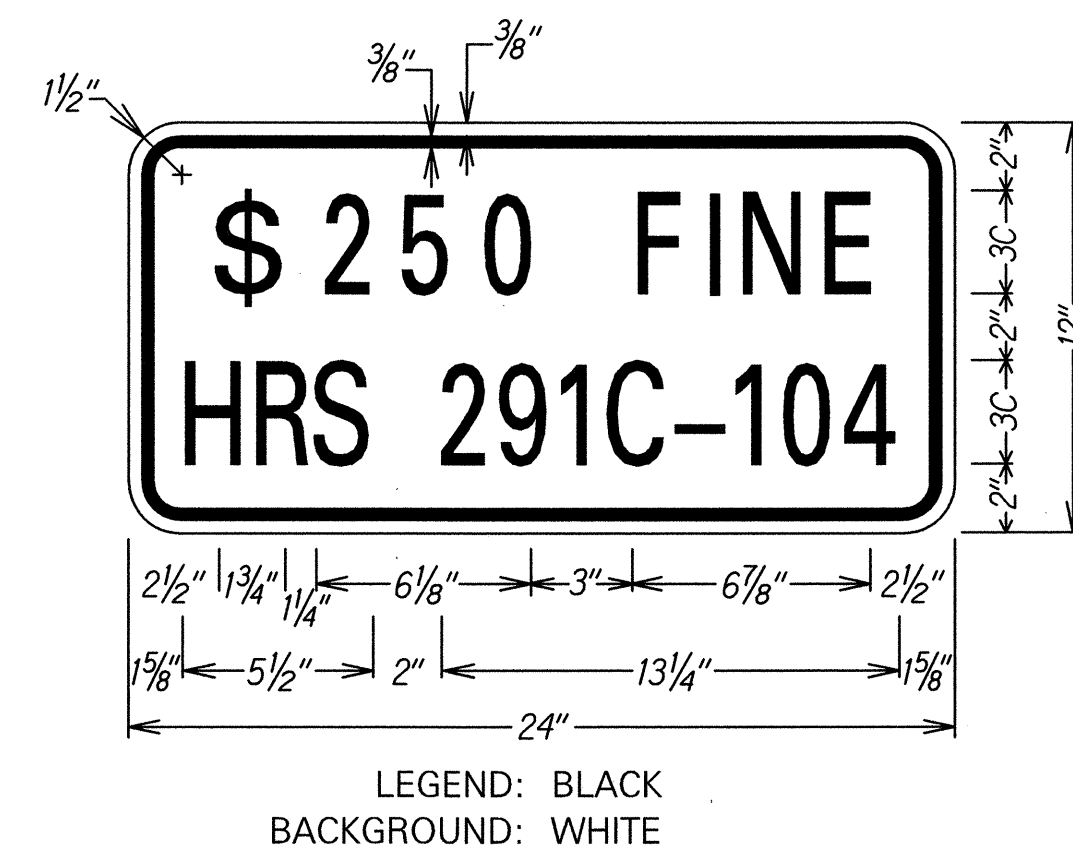
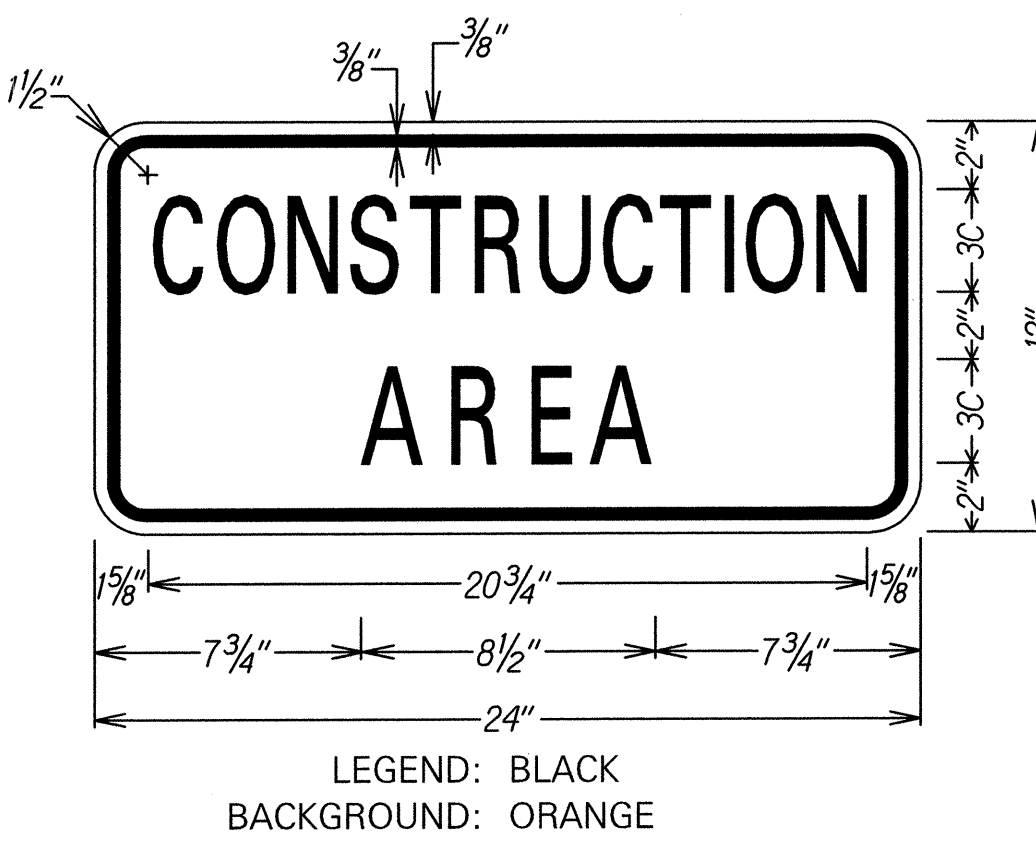
**TYPICAL DETAIL FOR CONSTRUCTION SIGNS  
ON TWO LANE OR MULTILANE UNDIVIDED LOW SPEED HIGHWAY**

**Work Zone Note:**

1. This Work Zone Sign Plan is intended for use on long-term stationary work zones/construction phases (3 days or more). All work zones or construction phases less than 3 days duration will use Traffic Control Plans shown in Section 645 of the Special Provisions.
2. All existing regulatory speed limit signs with posts within the work zone/project limits shall be removed and replaced with work zone speed limit sign assemblies (R2-1(XX) and R2-5b(XX) with "CONSTRUCTION AREA" and "\$250 FINE HRS 291C-104" Supplemental Signs).
3. Construction sign assemblies shall be installed on both the approaching and trailing ends of each work zone as shown on this plan.
4. Each construction warning sign shall have a minimum of two (2) Type II OM. Each work zone speed limit assembly shall have a minimum of one (1) Type II OM. Installation of each Type II OM shall be considered incidental to Item No. 645.1000 - Traffic Control.
5. Upon the completion of all physical work or as directed by the Engineer, all construction signs and work zone speed limit assemblies shall be removed. All speed limit signs and posts that were existing at the start of the project within the work zone/project limits shall be restored back to their original locations and configurations.
6. Placement of construction signs shall not obstruct the path of pedestrians and bicyclists.
7. The removal and restoration of existing regulatory speed limit signs shall be considered incidental to Item No. 645.1000 - Traffic Control.
8. The installation, maintenance and removal of work zone speed limit signs shall be paid for under Item No. 645.1000 - Traffic Control.
9. The work zone speed limit signs shall be new and become the property of the Contractor.
10. The Contractor shall adjust the locations of work zone signs to correspond with the beginning and end of work zone limits for each phase. Relocation of work zone signs shall be considered incidental to Item No. 645.1000 - Traffic Control.

YY - EXISTING POSTED SPEED LIMIT (MPH)	XX - NEW CONSTRUCTION AREA SPEED LIMIT (MPH)	D-REDUCED SPEED LIMIT SIGN SPACING TO FIRST CONSTRUCTION AREA SPEED LIMIT SIGN (FEET)
≤ 25	EXIST. SPEED LIMIT TO REMAIN	
30	25	100
35	25	175
40	30	175

SURVEY PLOTTED BY: \_\_\_\_\_ DATE: \_\_\_\_\_  
 DRAWN BY: \_\_\_\_\_  
 DESIGNED BY: \_\_\_\_\_  
 QUANTITIES BY: \_\_\_\_\_  
 CHECKED BY: \_\_\_\_\_  
 T:\16459A\_PPM\Kaunualii\_PPM\Cadd\Sheets\Phase 3\consignhwj\sp.dgn



	STATE OF HAWAII DEPARTMENT OF TRANSPORTATION HIGHWAYS DIVISION <b>LOW SPEED UNDIVIDED HIGHWAY</b> <b>WORK ZONE SIGNING PLAN, NOTES &amp; DETAILS</b>
	KAUNUALII HIGHWAY PAVEMENT PREVENTATIVE MAINTENANCE PHASE III - VICINITY OF MANA TO WAIMEA CANYON DRIVE Federal Aid Project No. STP-050-1(041) Scale: None Date: Aug. 28, 2014
THIS WORK WAS PREPARED BY ME OR UNDER MY SUPERVISION. SIGNATURE: <i>hky</i> EXPIRATION DATE OF THE LICENSE: 04/30/16	SHEET No. TC-1 OF 5 SHEETS