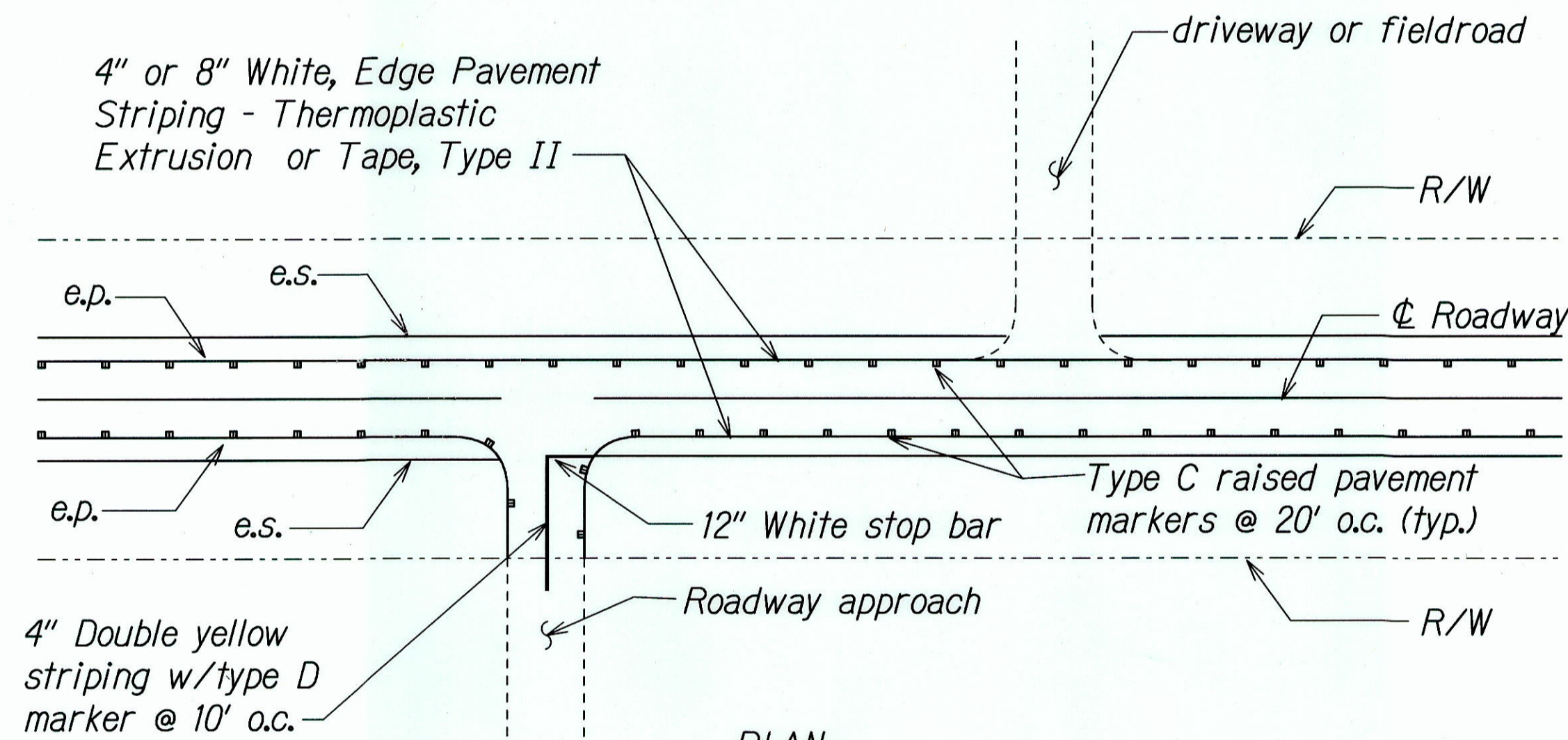


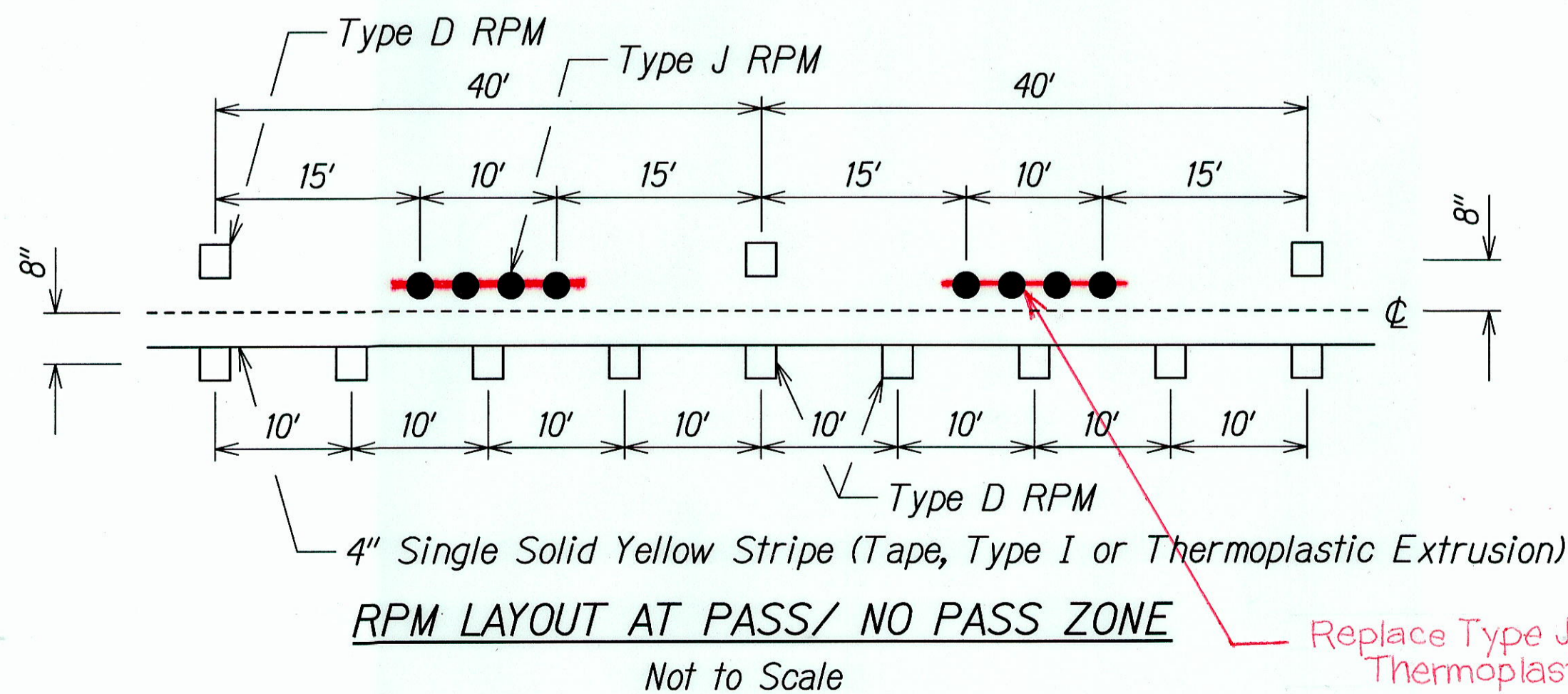
FED. ROAD DIST. NO.	STATE	FEDERAL AID PROJ. NO.	FISCAL YEAR	SHEET NO.	TOTAL SHEETS
HAWAII	HAW.	STP-050-1(039)	2014	ADD. 27	56

NOTES

- Layout of pavement markings and striping shall be done by the Contractor and approved by the Engineer prior to any installation work.
- Existing pavement markings not incorporated in the final traffic pattern shall be removed as directed by the Engineer. The costs shall be incidental to the various pavement marking items.
- Raised pavement markers shall not be installed within crosswalks.
- Final locations of all Stop Lines shall be approved by the Engineer prior to installation.
- All pavement striping shall be as noted on the legend or plans.
- All preformed pavement marking tapes over existing pavement shall be applied with an approved primer as recommended by the tape's manufacturer and as approved by the Engineer. The primer shall be allowed to dry to the tacky stage prior to tape application.
- The Contractor shall erect advanced construction warning signs at the beginning and at the end of the project site. Construction warning signs shall be placed as indicated on the plans or as directed by the Engineer. The signs shall be kept in place for the duration of the project and shall be maintained by the Contractor. These signs shall be placed in addition to the required traffic control signs called for in Section 645 - Work Zone Traffic Control. The advanced construction warning signs shall be new and become the property of the State. The Contractor shall remove, clean and deliver the signs and posts to the Kauai District Baseyard or as directed by the Engineer of the project.
- Contractor shall verify locations of fire hydrants prior to installation of Type F Raised Pavement Markers.

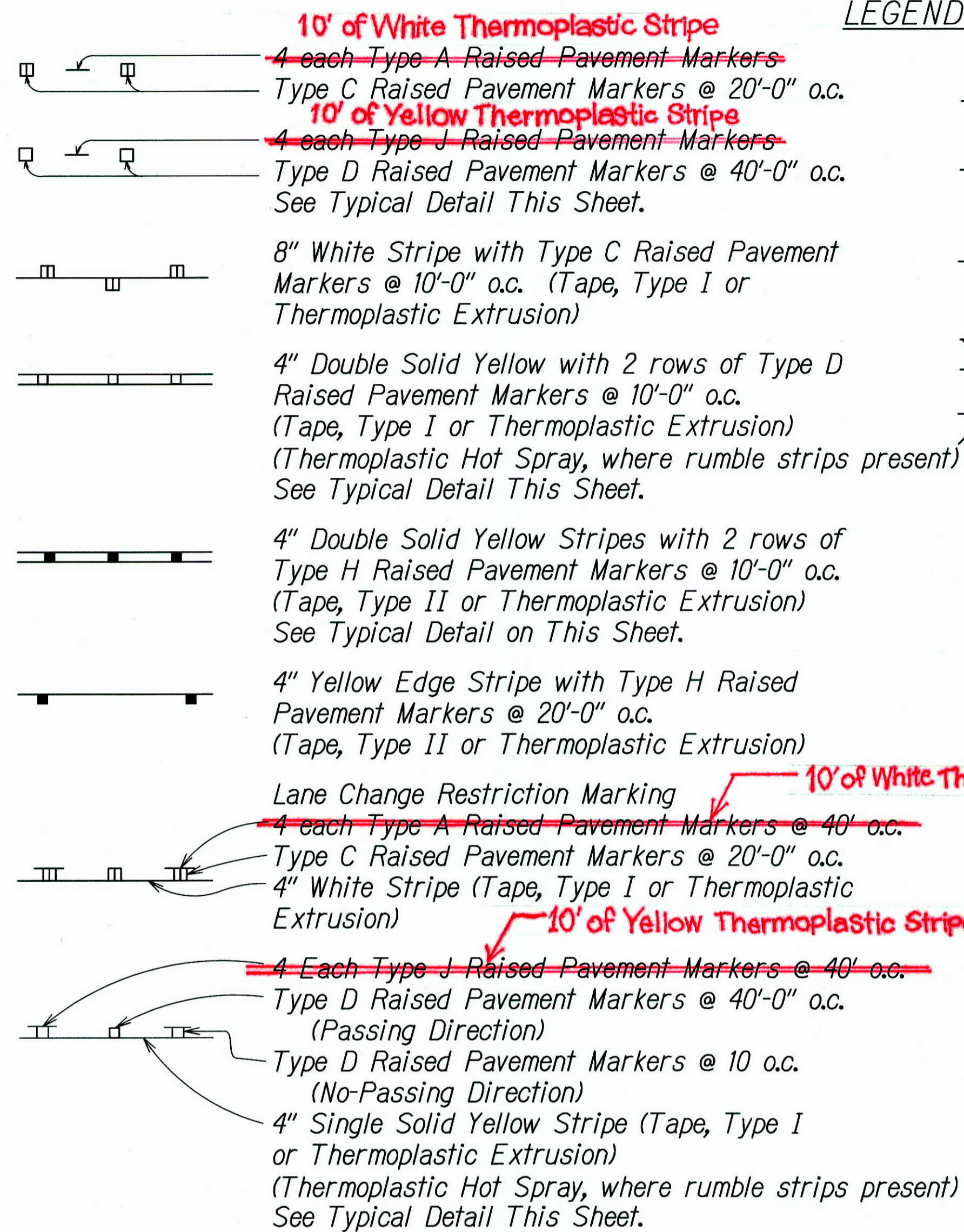


TYPICAL EDGE LINE WITH RAISED PAVEMENT MARKERS
Not To Scale

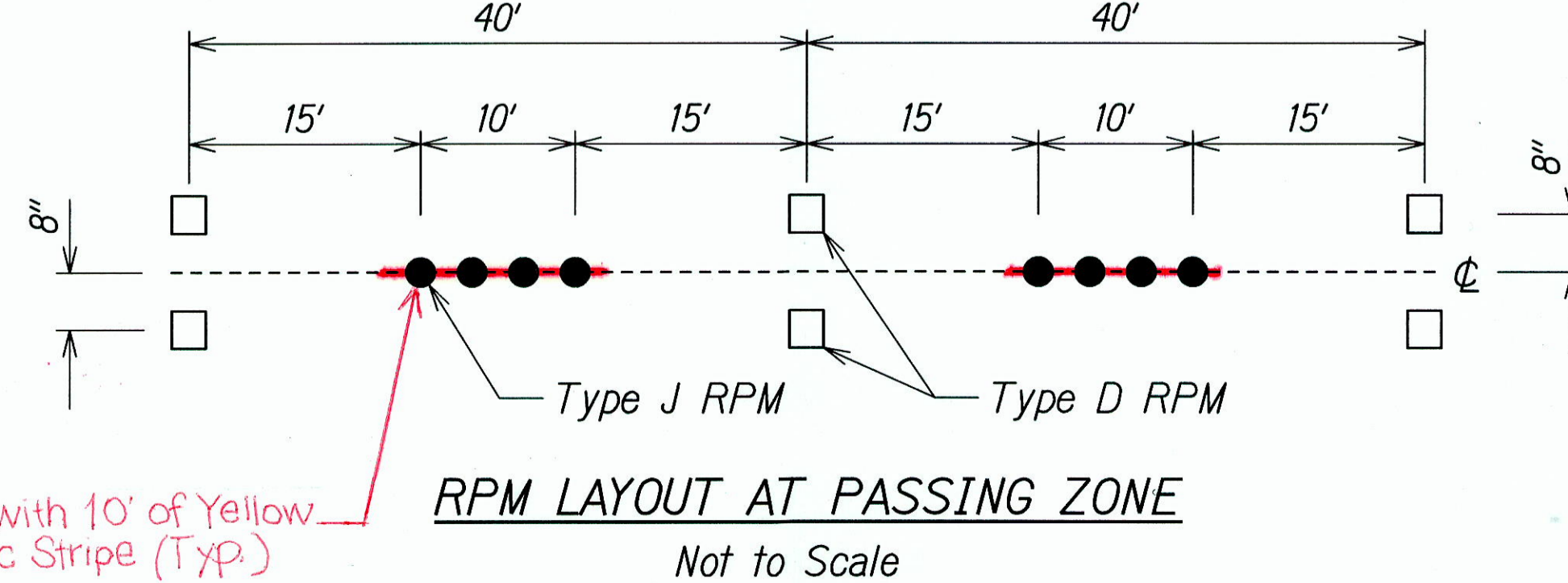


RPM LAYOUT AT PASS/NO PASS ZONE
Not to Scale

Replace Type J with 10' of Yellow Thermoplastic Stripe (Typ.)



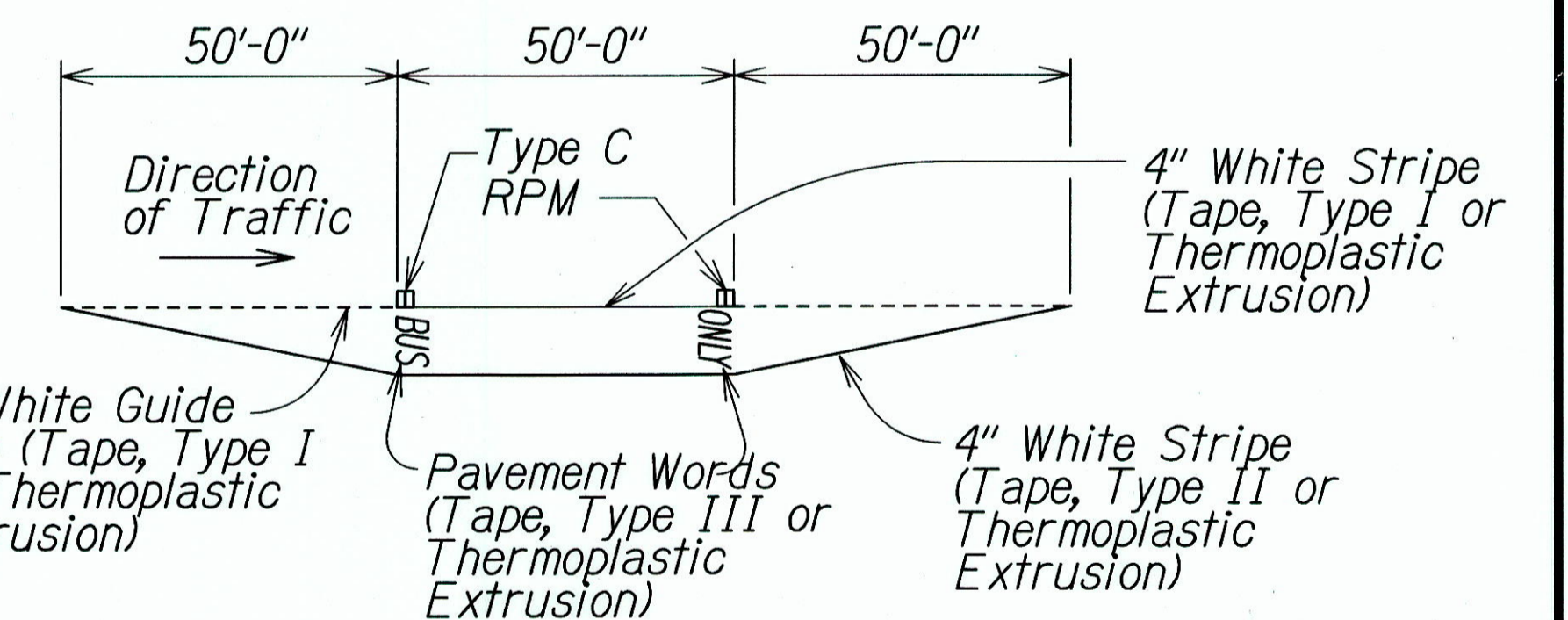
RPM LAYOUT AT DOUBLE NO PASS ZONE
Not to Scale



RPM LAYOUT AT PASSING ZONE
Not to Scale

LEGEND


- Rumble Strips
- 4" or 8" White Edge Stripe with Type C Raised Pavement Markers @ 20'-0" o.c. (Tape, Type II or Thermoplastic Extrusion)
- 4" White Guide Lines (Tape, Type III or Thermoplastic Extrusion except for bus bays)
- Transverse Median Marking (Tape, Type II or Thermoplastic Extrusion)
- Transverse Shoulder Marking (Tape, Type II or Thermoplastic Extrusion)
- Channelizing Island or Deceleration Lane Gore (Tape, Type II or Thermoplastic Extrusion)
- Crosswalk and Stop Line. All Stop Lines shall be 10'-0" from Crosswalk unless otherwise noted. (Tape, Type III or Thermoplastic Extrusion)
- Pavement Arrow (Tape, Type III or Thermoplastic Extrusion)
- STOP
- Yield Line (Tape, Type III or Thermoplastic Extrusion)
- Type F Raised Pavement Marker (See Note 8)
- RM-2 on Flexible Delineator Post @ 20' o.c.
- Existing Sign to Remain



BUS STOP DETAIL
Not to Scale

DESIGNED BY	DATE
TRACED BY	
DESIGNED BY	
QUANTITIES BY	
CHECKED BY	

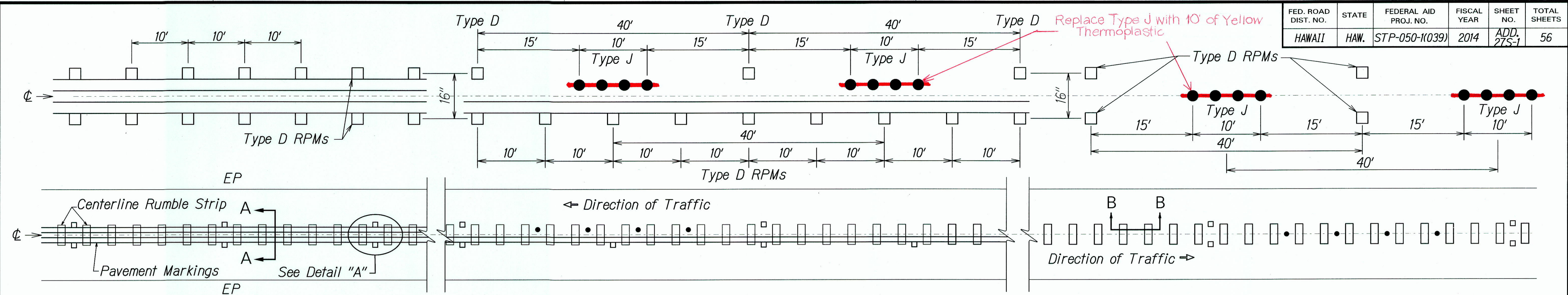
T:\16459A_PPM\Kaunualii_PPM\Cadd\Sheets\Phase 1\signnotes.dgn



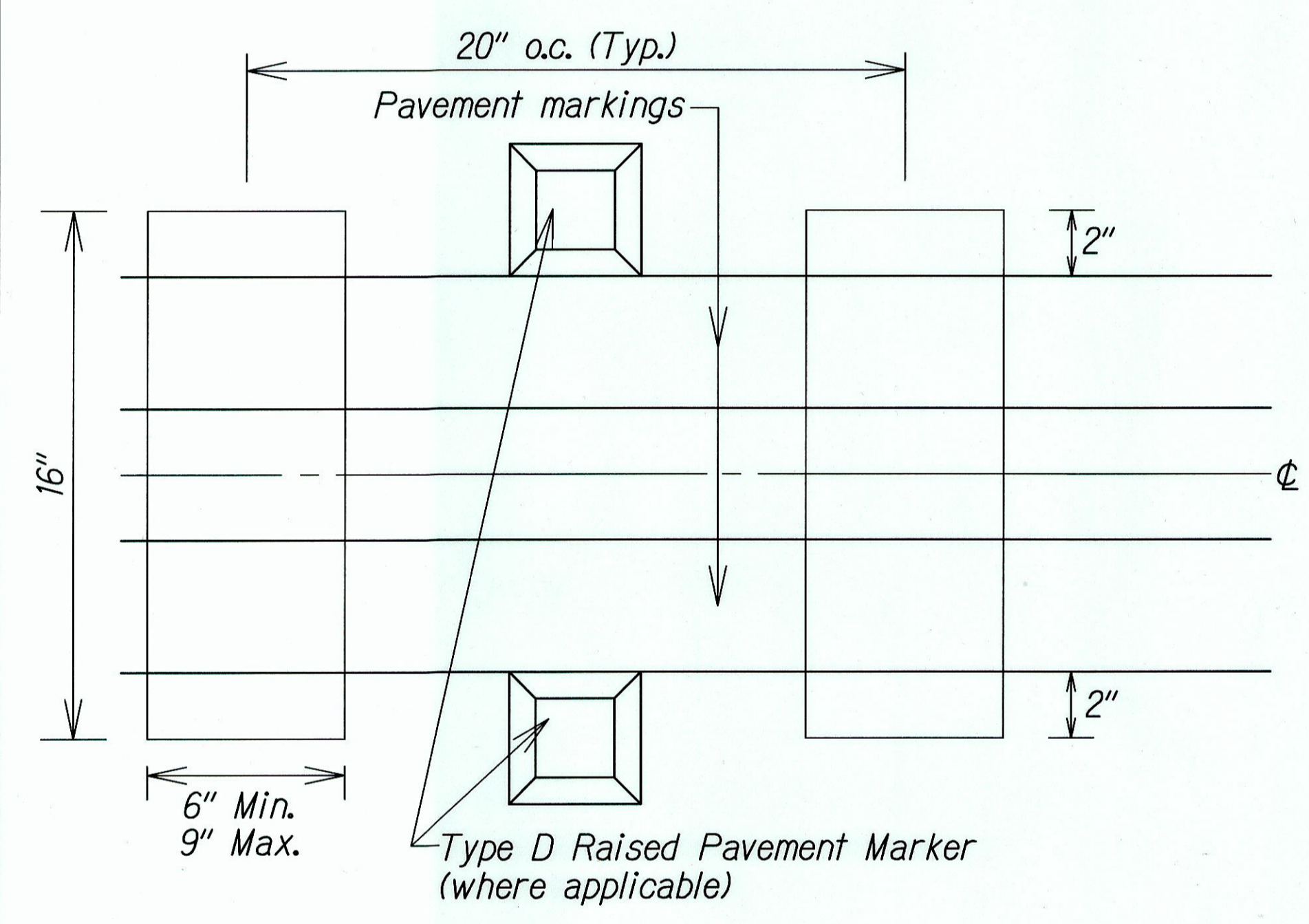
6/10/14	Revised callout
Date	Revision
STATE OF HAWAII DEPARTMENT OF TRANSPORTATION HIGHWAYS DIVISION	
SIGNING AND PAVEMENT MARKINGS	
NOTES AND LEGEND	
KAUNUALII HIGHWAY PAVEMENT PREVENTATIVE MAINTENANCE PHASE I - KOLOA ROAD TO THE VICINITY OF HULEIA BRIDGE	
Federal Aid Project No. STP-050-1(039)	
Scale: None	Date: April 15, 2014

"AS-BUILT"

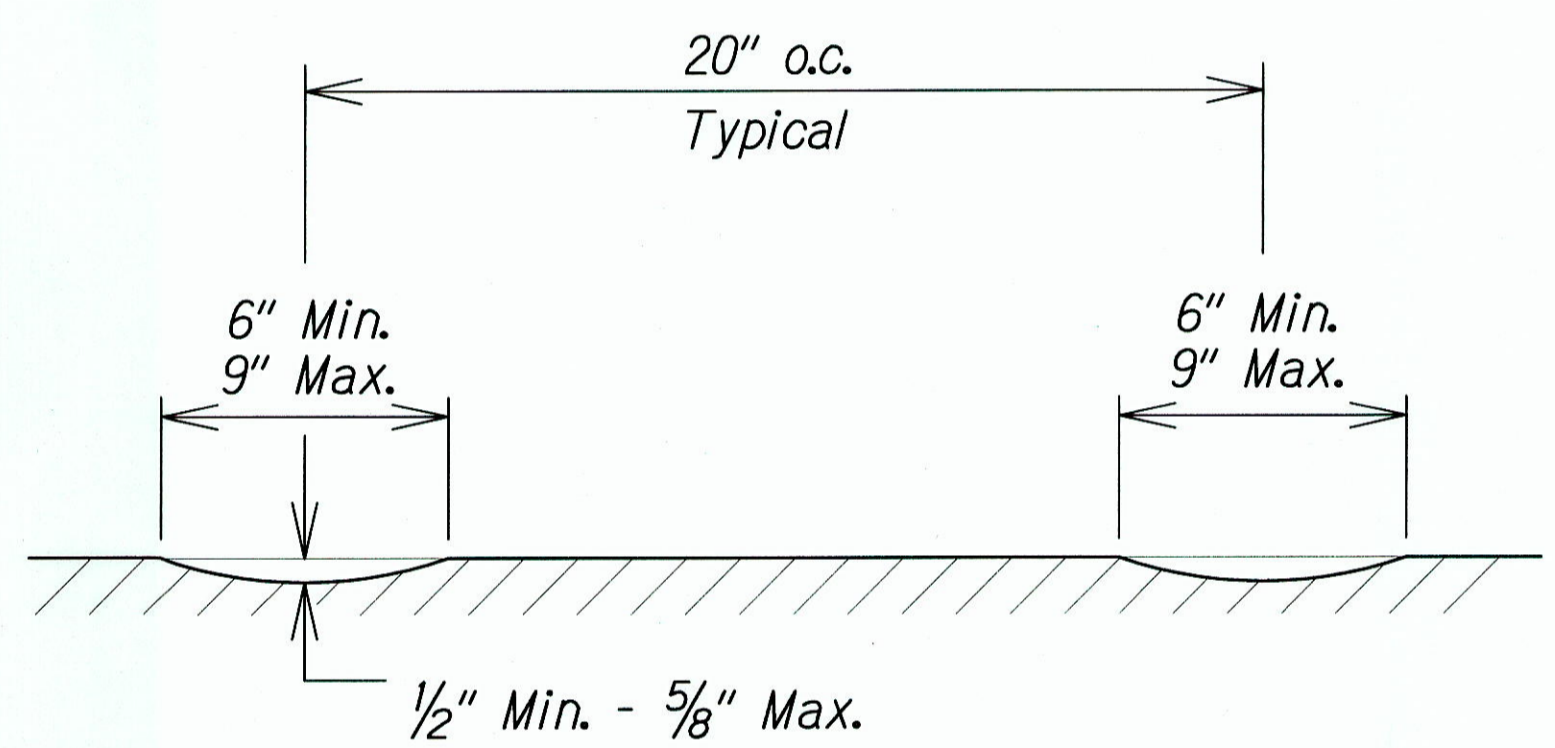
FED. ROAD DIST. NO.	STATE	FEDERAL AID PROJ. NO.	FISCAL YEAR	SHEET NO.	TOTAL SHEETS
HAWAII	HAW.	STP-050-1(K039)	2014	ADD. 27S-1	56



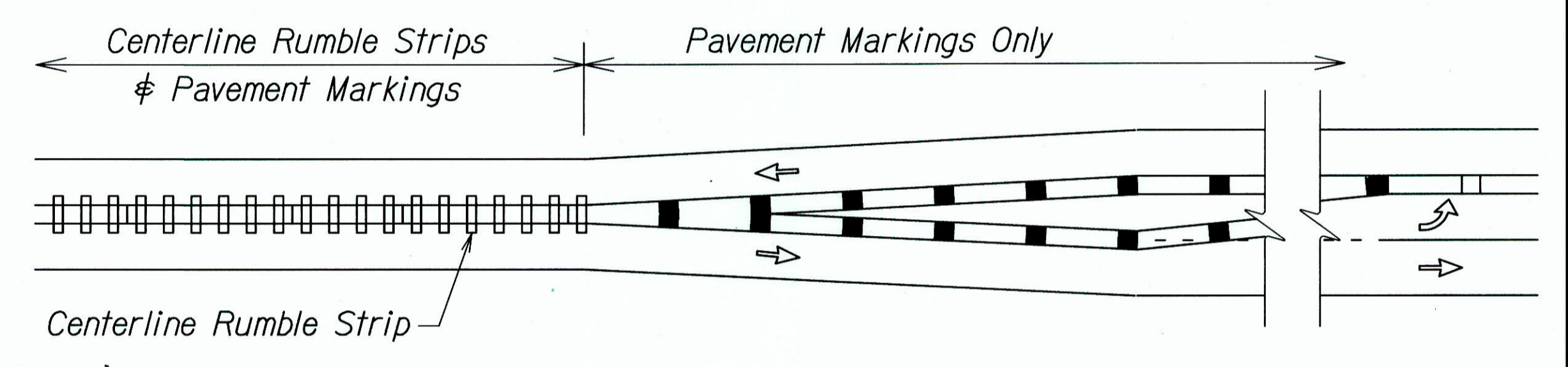
PLAN - CENTERLINE MILLED RUMBLE STRIP
Not to Scale



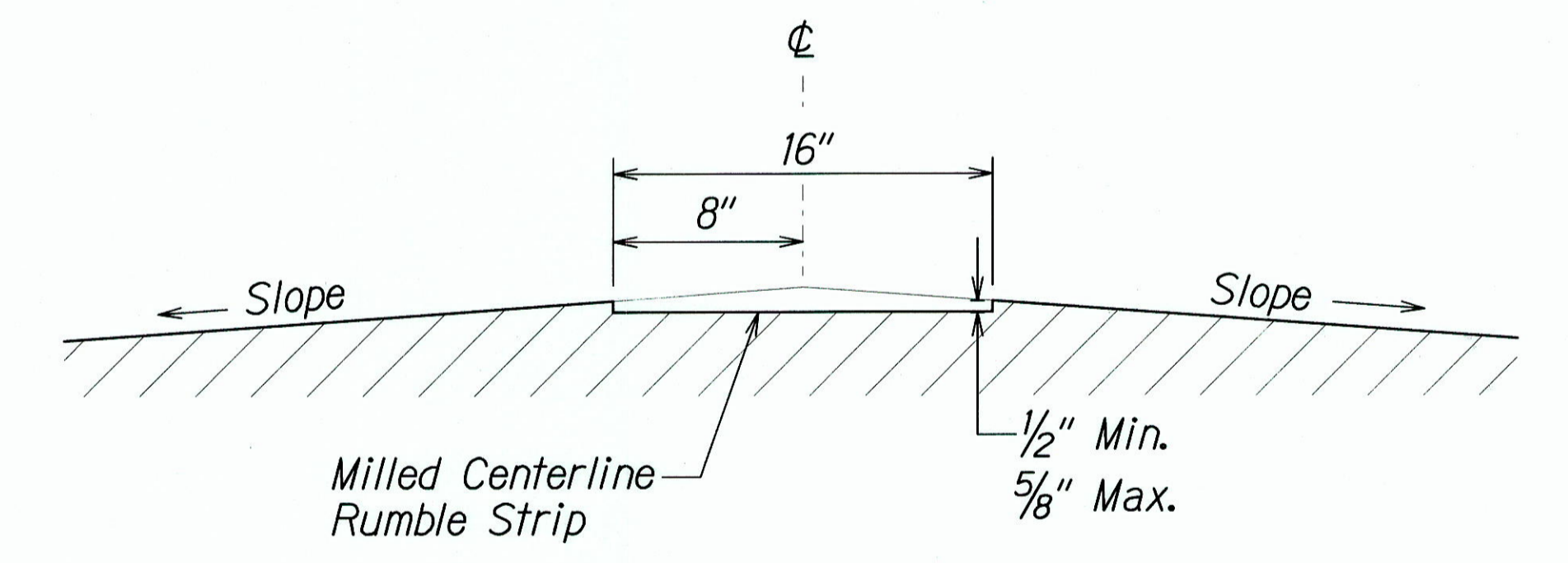
DETAIL "A"
Not to Scale



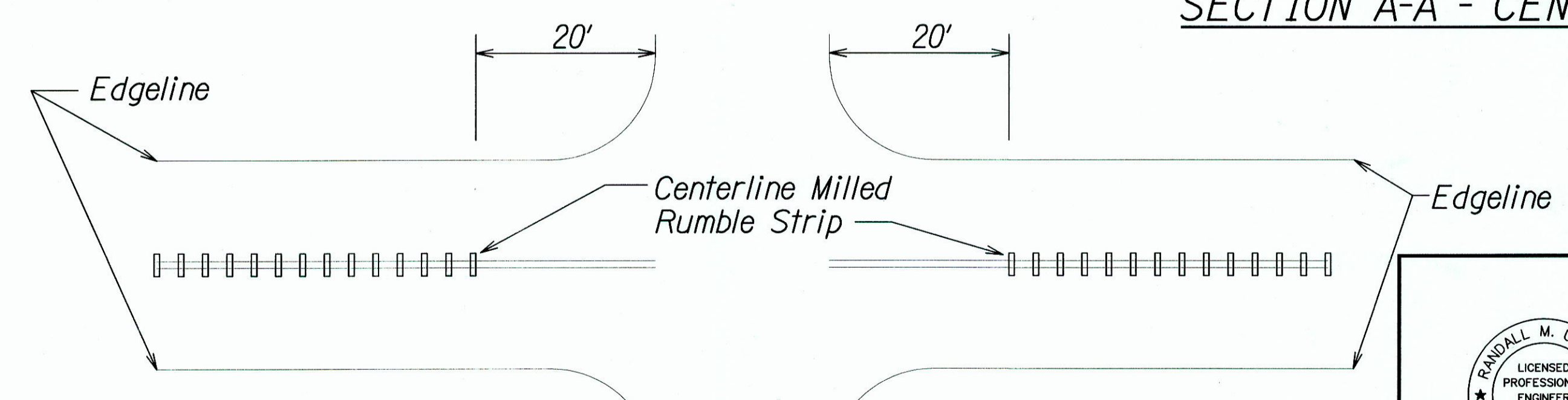
SECTION B-B - CENTERLINE MILLED RUMBLE STRIP
Not to Scale



CENTERLINE MILLED RUMBLE STRIP INSTALLATION LIMIT
Not to Scale



SECTION A-A - CENTERLINE MILLED RUMBLE STRIP
Not to Scale



MILLED RUMBLE STRIP INSTALLATION LIMITS
Not to Scale

NOTES:

1. The method of constructing the centerline milled rumble strip shall be submitted to the Engineer for acceptance prior to the actual work.
2. Dimensions shown are approximate. Adjust rumble strip spacing to coordinate with pavement markings prior to installation.
3. Raised pavement markers shall be installed on level surface between the rumble strips. Do not install raised pavement markers inside the milled area.
4. The construction of the centerline milled rumble strip shall be paid for under Item No. 615.1000 - 16-Inch Milled Rumble Strip, Centerline.
5. The milling apparatus and removal of existing pavement markings will not be paid for separately and shall be considered incidental to Item 615.1000 - 16-Inch Milled Rumble Strip, Centerline.
6. Do not install centerline rumble strips on bridge decks.
7. Where at-grade bridges are present, rumble strips shall end/begin 20 L.F. beyond the existing bridge deck joints/concrete approach slab.
8. Hot spray thermoplastic shall be used for solid line markings within the milled centerline rumble strip area.

DATE	BY
.....
DESIGNED BY
CHECKED BY
NO. 1

T:\16459A_PPM\Kaunualii_PPM\Cadd\Sheets\Phase I\8kmtlec02.dgn

6/10/14	Added Sheet
Date	Revision

THIS WORK WAS PREPARED BY ME OR UNDER MY SUPERVISION.

Rumbl

SIGNATURE 04/30/16
EXPIRATION DATE OF THE LICENSE

STATE OF HAWAII
DEPARTMENT OF TRANSPORTATION
HIGHWAYS DIVISION

CENTERLINE MILLED RUMBLE STRIP DETAIL

KAUNUALII HIGHWAY PAVEMENT PREVENTATIVE MAINTENANCE
PHASE I - KOLQA ROAD TO THE VICINITY OF HULEIA BRIDGE

Federal Aid Project No. STP-050-1(K039)
Scale: As Shown Date: April 15, 2014

SHEET No. S-1A OF 17 SHEETS

"AS-BUILT"

ADD. 27S-1