

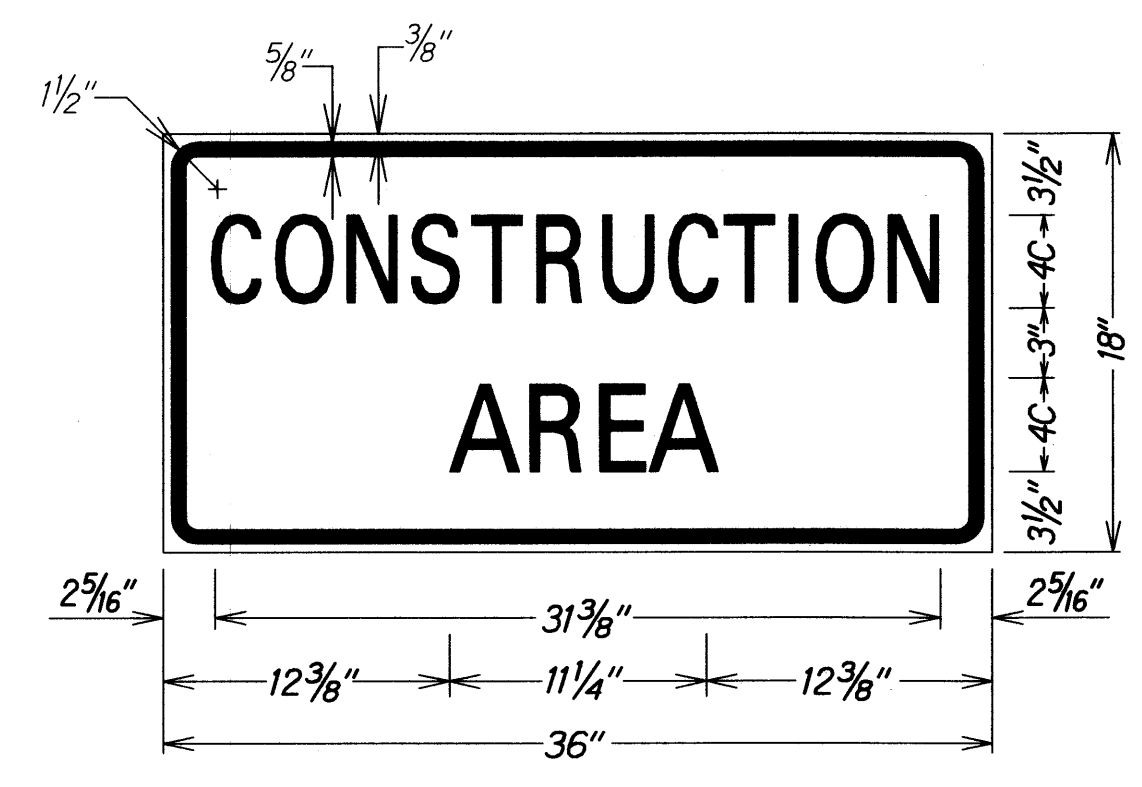
**Work Zone Note:**

1. This Work Zone Sign Plan is intended for use on long-term stationary work zones/construction phases (3 days or more). All work zones or construction phases less than 3 days duration will use Traffic Control Plans shown in Section 645 of the Special Provisions.
2. All existing regulatory speed limit signs with posts within the work zone/project limits shall be removed and replaced with work zone speed limit sign assemblies (R2-1(XX) and R2-5b(XX)) with "CONSTRUCTION AREA" and "\$250 FINE HRS 291C-104" Supplemental Signs).
3. Construction sign assemblies shall be installed on both the approaching and trailing ends of each work zone as shown on this plan.
4. Each construction warning sign and work zone speed limit assembly shall have a minimum of two (2) Type II OM. Installation of each Type II OM shall be considered incidental to Item No. 645.0100 - Traffic Control.
5. Upon the completion of all physical work or as directed by the Engineer, all construction signs and work zone speed limit assemblies shall be removed. All speed limit signs and posts that were existing at the start of the project within the work zone/project limits shall be restored back to their original locations and configurations.
6. Placement of construction signs shall not obstruct the path of pedestrians and bicyclists.
7. The removal and restoration of existing regulatory speed limit signs shall be considered incidental to Item No. 645.0100 - Traffic Control.
8. The installation, maintenance and removal of work zone speed limit sign assemblies shall be paid for under Item No. 645.0100 - Traffic Control.
9. The work zone speed limit signs shall be new and become the property of the Contractor.

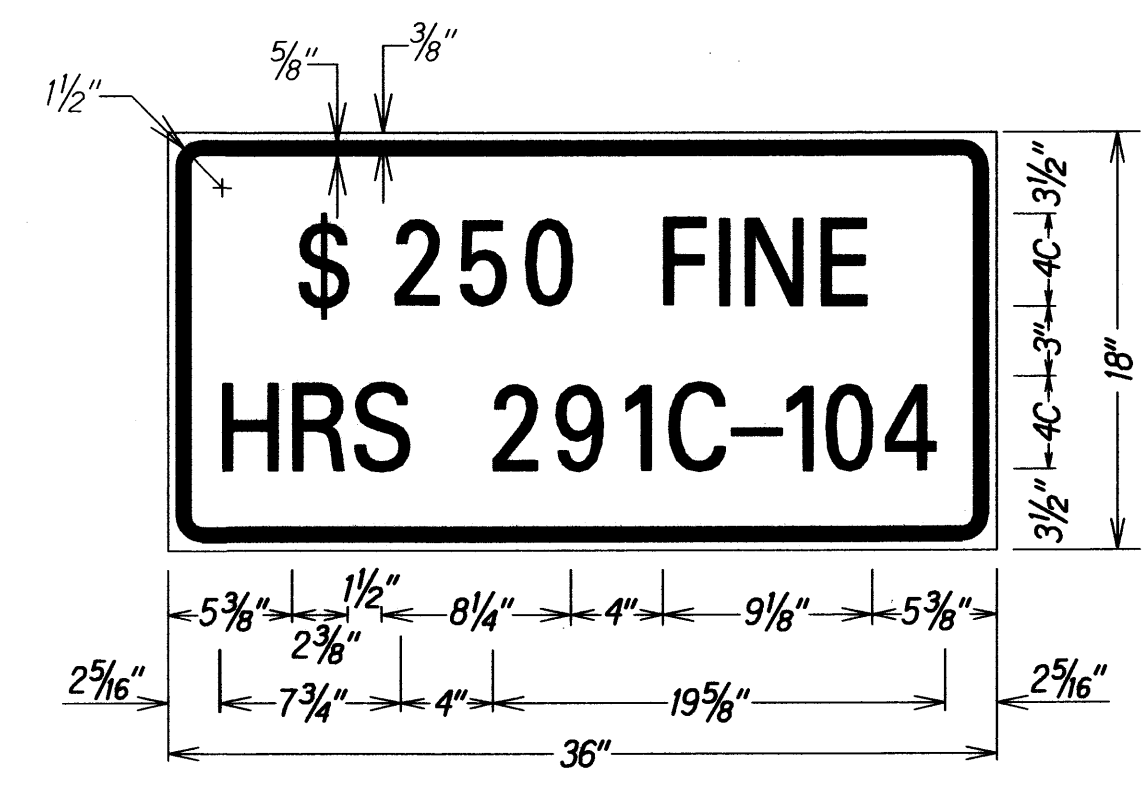
**TABLE I**  
GUIDELINE FOR ADVANCE PLACEMENT OF SPEED REDUCTION SIGN R2-5b(XX)-A, CONSTRUCTION AREA SPEED LIMIT

| YY - EXISTING POSTED SPEED LIMIT (MPH) | XX - NEW CONSTRUCTION AREA SPEED LIMIT (MPH) | D-REDUCED SPEED LIMIT SIGN SPACING TO FIRST CONSTRUCTION AREA SPEED LIMIT SIGN (FEET) |
|--|--|---|
| 45                                     | 35   | 225   |
| 50                                     | 40   | 225   |
| 55                                     | 45   | 300   |

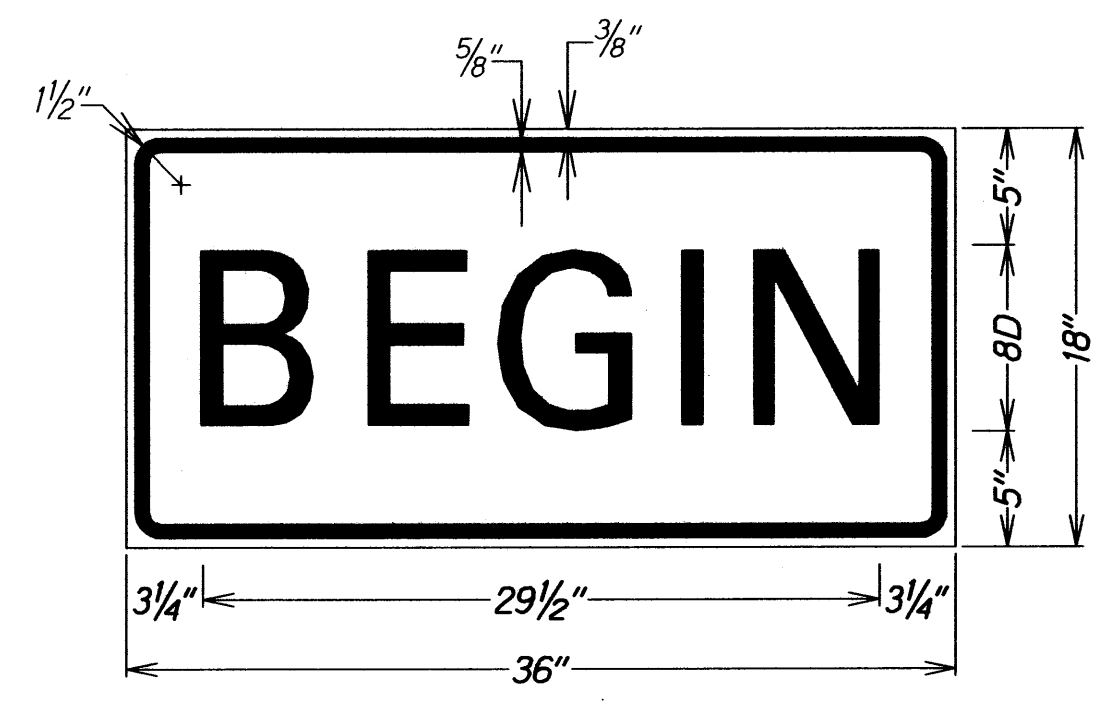
**TYPICAL DETAIL FOR CONSTRUCTION SIGNS ON TWO LANE OR MULTILANE UNDIVIDED HIGH SPEED HIGHWAY**



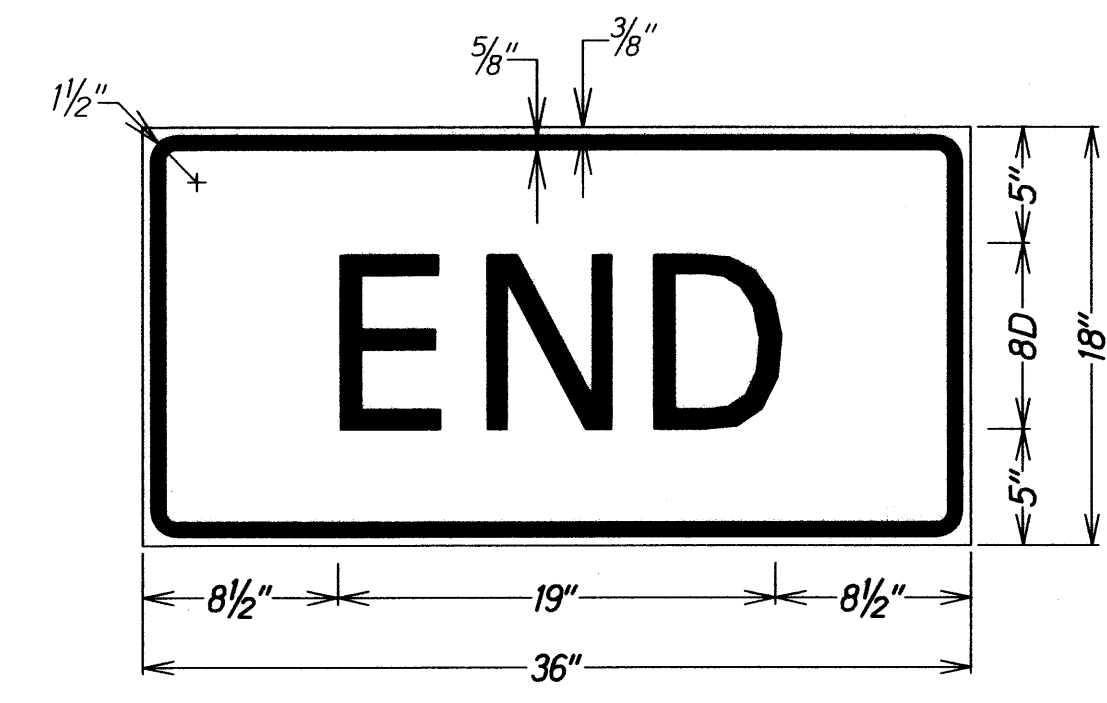
LEGEND: BLACK BACKGROUND: ORANGE



LEGEND: BLACK BACKGROUND: WHITE



LEGEND: BLACK BACKGROUND: ORANGE



LEGEND: BLACK BACKGROUND: ORANGE

SURVEY PLOTTED BY: DATE: 3/2/08  
DRAWN BY: X  
TRACED BY: X  
QUANTITIES BY: X  
CHECKED BY: X

STATE OF HAWAII  
DEPARTMENT OF TRANSPORTATION  
HIGHWAYS DIVISION  
**HIGH SPEED UNDIVIDED HIGHWAY**  
**WORK ZONE SIGNING PLAN, NOTES & DETAILS**  
KAUMUALII HIGHWAY RESURFACING  
Kipu Road to Huleia Bridge  
Proj. No. 50D-01-11M  
Scale: Not to Scale Date: January 2012  
SHEET No. T10 OF 10 SHEETS