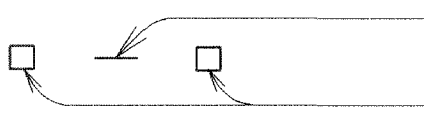
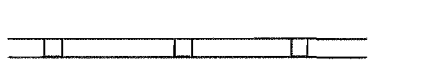

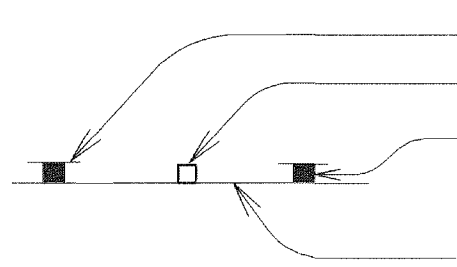


LEGEND

-  4 each Type J Raised Pavement Markers  
Type D Raised Pavement Markers @ 20'-0" o.c.
-  4" Double Solid Yellow Stripe with Type D  
Raised Pavement Markers on both outside  
edges of 4" yellow line @ 10'-0" o.c.  
(Thermoplastic Hot Spray)
-  4" Yellow Edge Stripe with Type H Raised  
Pavement Markers @ 20'-0" o.c.  
(Thermoplastic Hot Spray)
-  4 Each Type J Raised Pavement Markers  
Type D Raised Pavement Markers @ 20'-0" o.c.  
Type H Raised Pavement Markers (Reflective  
Surface facing no-passing direction)  
4" Single Solid Yellow Stripe  
(Thermoplastic Hot Spray)

NOTES

1. Layout of pavement markings and striping shall be done by the Contractor and approved by the Engineer prior to any installation work.
2. Existing pavement markings not incorporated in the final traffic pattern shall be removed as directed by the Engineer. Costs shall be incidental to the various pavement marking items.
3. Raised pavement markers shall not be installed within crosswalks.
4. Final locations of all signs shall be approved by the Engineer prior to any installation work.
5. Existing signs not shown on these plans shall remain as posted unless otherwise directed by the Engineer. Removal and disposal of existing signs and/or posts as designated on these plans shall be incidental to the various signing items.
6. All pavement striping shall be as noted on the legend or plans.
7. The Contractor shall erect at the beginning of the project and at the end of the project advance construction warning signs as indicated on the plans or as directed by the Engineer. The signs shall be kept in place for the duration of the project and shall be maintained by the Contractor. These signs shall be placed in addition to the required traffic control signs called for in Section 645 - Work Zone Traffic Control. The advance construction warning signs shall be new and become the property of the Contractor.
8. Existing signs that are to be replaced shall not be removed until new signs are installed as replacements, or the messages are no longer necessary.
9. Backing for all new regulatory and warning signs shall not be spliced.
10. All sign panels shall conform to Section 630 of Special Provisions and the latest editions and amendments of the following FHWA publications:
  - a. "Manual on Uniform Traffic Control Devices for Streets and Highways" (MUTCD)
  - b. "Standard Highway Signs"
  - c. "Standard Alphabets for Highway Signs"
11. State Route Marker Symbols, borders, messages, arrows, symbols and shields shall conform to details as shown on the plans and as specified in the MUTCD.
12. All new and relocated signs and markers installed on pipe posts, light standard or expressway sign post are to be mounted with band brackets and steel braces.

FED. ROAD DIST. NO.	STATE	FED-AID PROJ. NO.	FISCAL YEAR	SHEET NO.	TOTAL SHEETS
HAWAII	HAW.	HSIP-050-K(35)	2013	7	33

ORIGINAL PLAN	SURVEY PLOTTED BY	DATE
NOTED BOOK	DRAWN BY	12/11
DESIGNED BY	TRACED BY	
CHECKED BY	DESIGNED BY	
	CHECKED BY	

STATE OF HAWAII  
DEPARTMENT OF TRANSPORTATION  
HIGHWAYS DIVISION

PAVEMENT MARKING, NOTES,  
LEGEND & SIGN DETAILS

KAUMUALII HIGHWAY SAFETY IMPROVEMENTS  
Vicinity of Kahili Mountain Park to Eleele Road  
Federal-Aid Project No. HSIP-050-K(35)

Date: July 2012

SHEET No. 71 OF 26 SHEETS