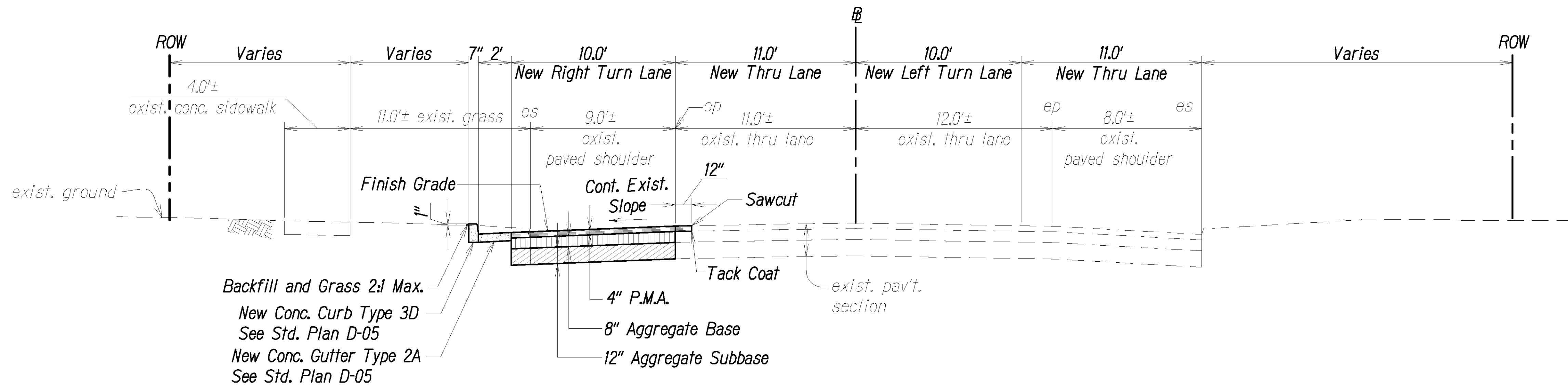
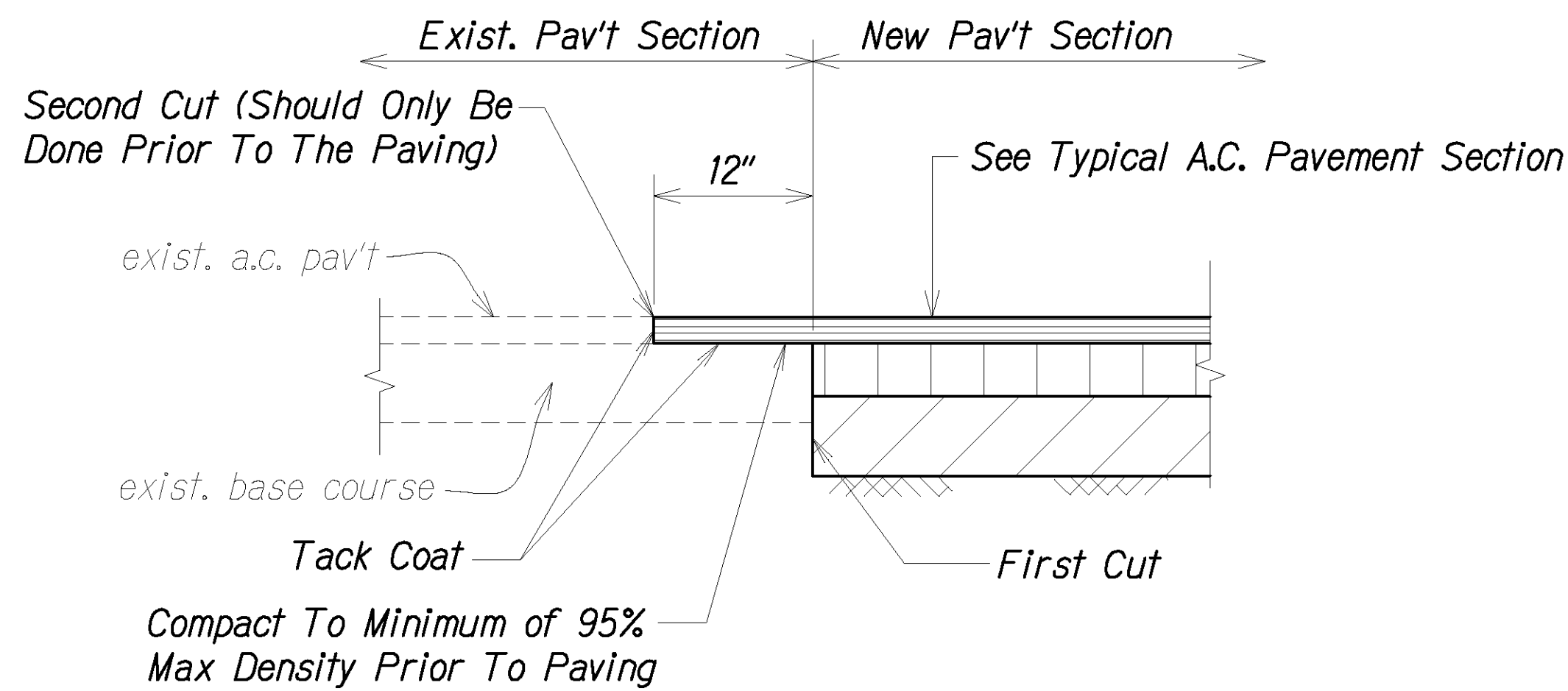


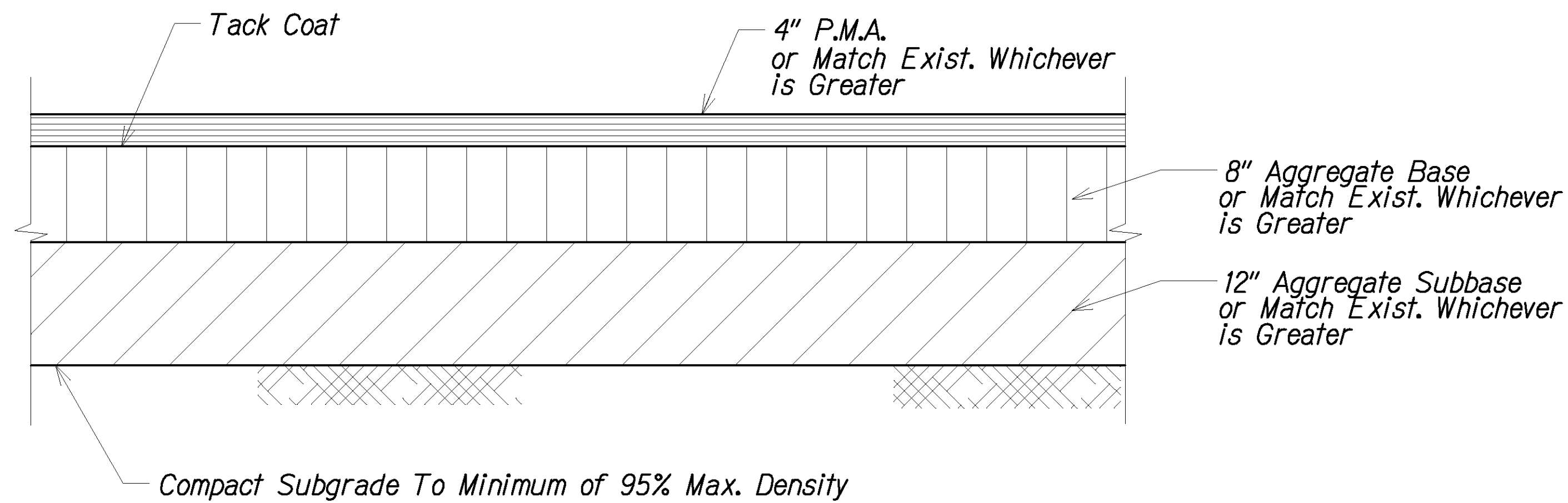
DIST. NO.	STATE	PROJ. NO.	FISCAL YEAR	SHEET NO.	TOTAL SHEETS
KAUAI	HAW.	50B-01-14	2020	10	44



Typical Section - Kaumualii Highway
Not To Scale



A.C. Pavement Connection Detail
Not To Scale



Typical A.C. Pavement Section - Kaumualii Highway/Waimea Canyon Drive
Not To Scale

Note: Polymer Modified Asphalt (P.M.A.) Is Defined As Mix IV That Uses PG 64E-22 As A Binder.



THIS WORK WAS PREPARED BY ME OR UNDER MY SUPERVISION.
Terrance S. Arashiro
APRIL 30, 2022
LIC. EXP. DATE

STATE OF HAWAII
DEPARTMENT OF TRANSPORTATION
HIGHWAYS DIVISION

TYPICAL ROADWAY SECTIONS

*Kaumualii Highway Intersection
Improvements at Waimea Canyon Drive
and Menehune Road/Halepule Road
Project No. 50B-01-14*

Scale: As Shown Date: May 2020

SHEET No. RS-1 OF 1 SHEETS

SURVEY PLOTTED BY	DATE
DRAWN BY	
DESIGNED BY	
QUANTITIES BY	
CHECKED BY	
ORIGINAL PLAN	
NOTE BOOK	
No.	