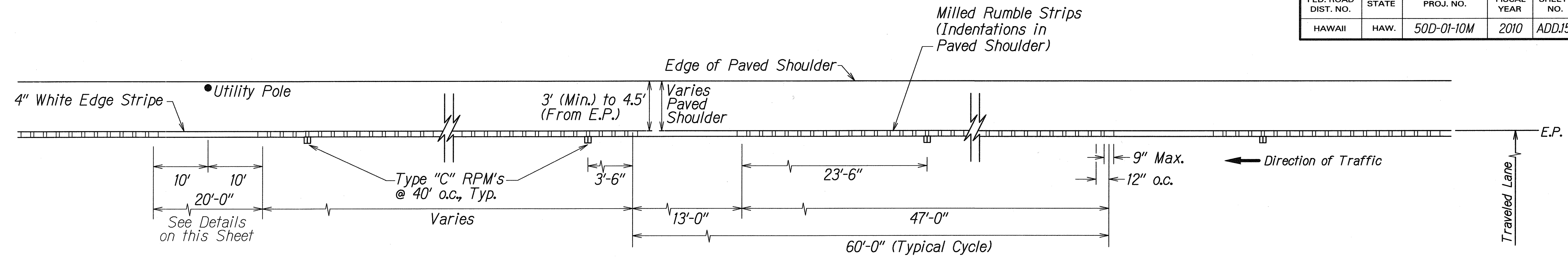
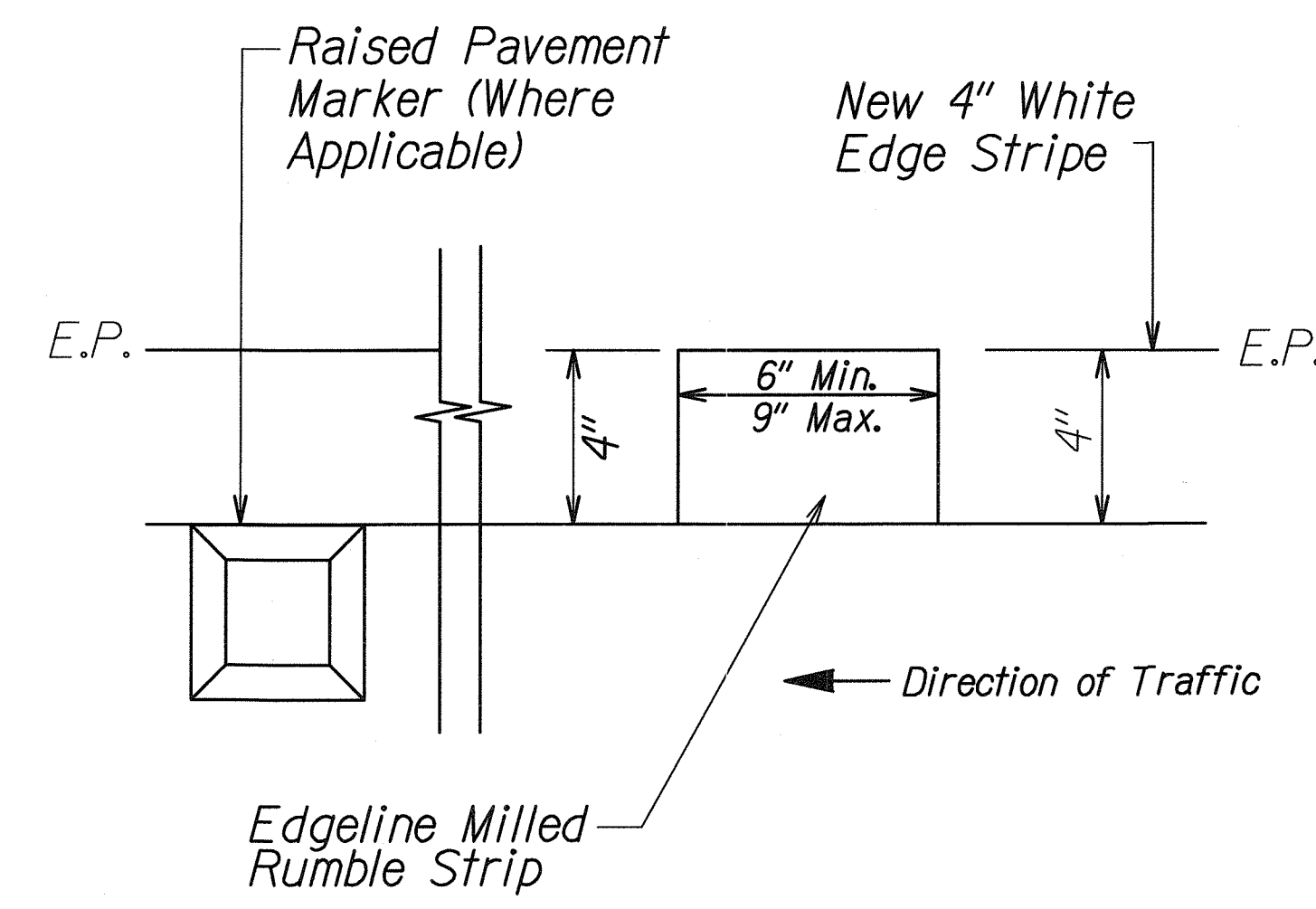


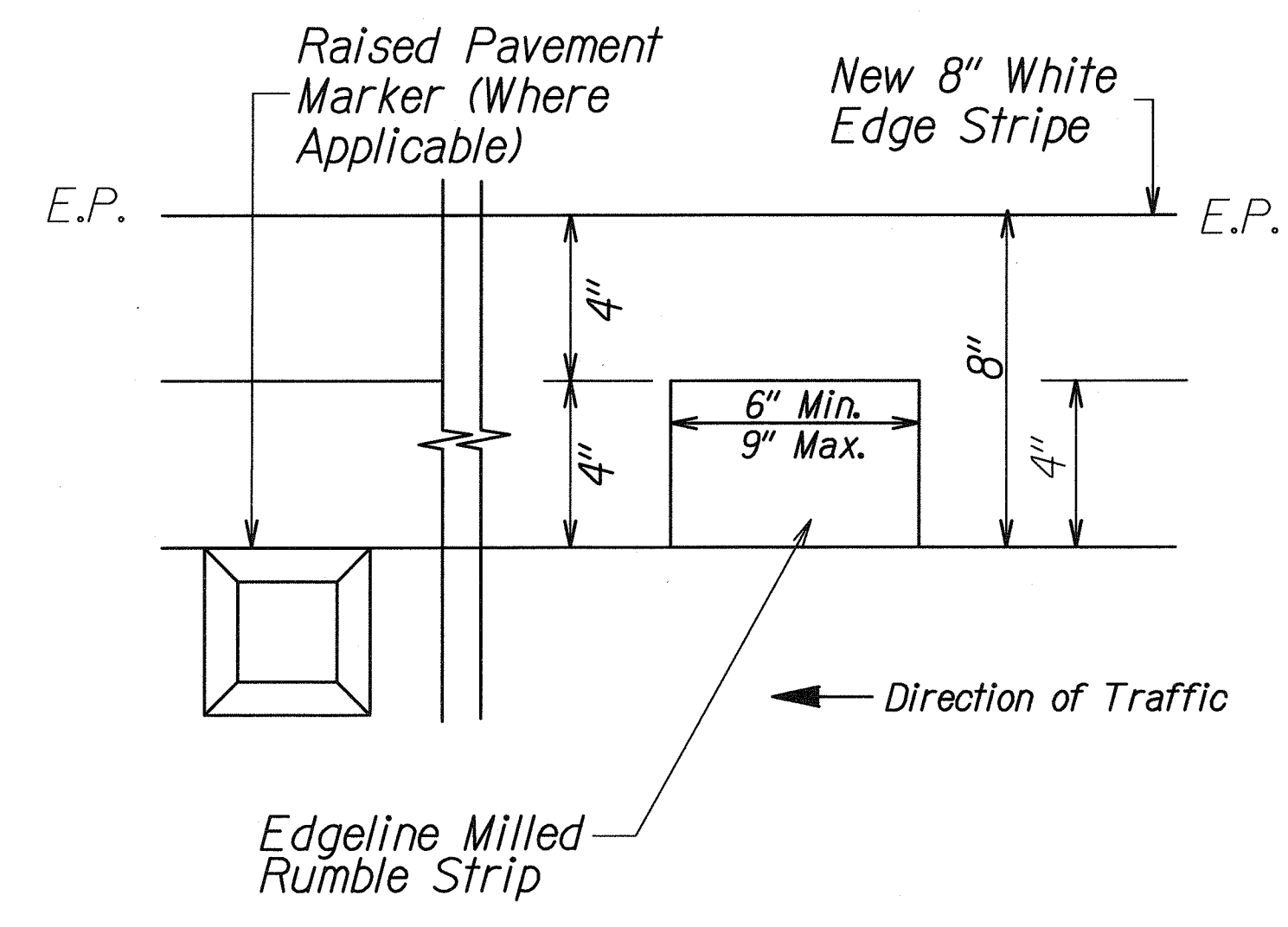
FED. ROAD DIST. NO.	STATE	PROJ. NO.	FISCAL YEAR	SHEET NO.	TOTAL SHEETS
HAWAII	HAW.	50D-01-10M	2010	ADD.15	19



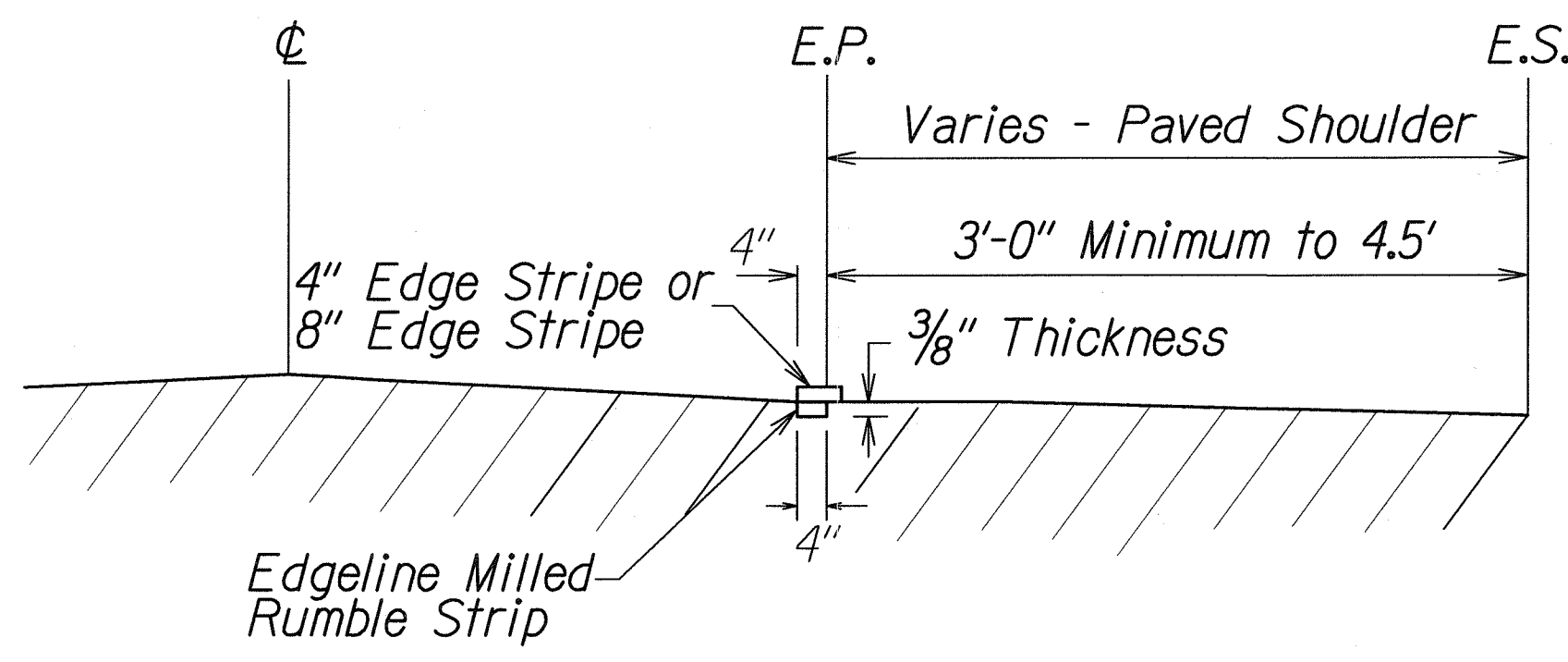
**PLAN - EDGE LINE MILLED RUMBLE STRIP (3' SHOULDER)**  
Not to Scale



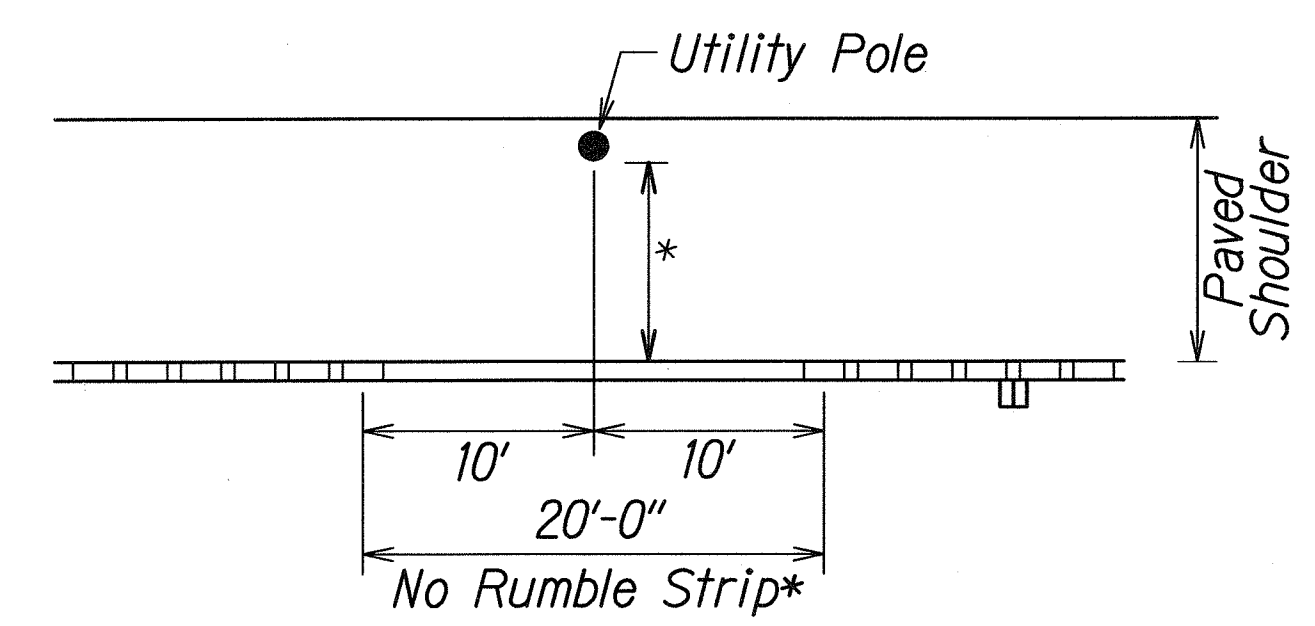
**DETAIL - EDGE LINE MILLED RUMBLE STRIP (4" White Edge Stripe)**  
Not to Scale



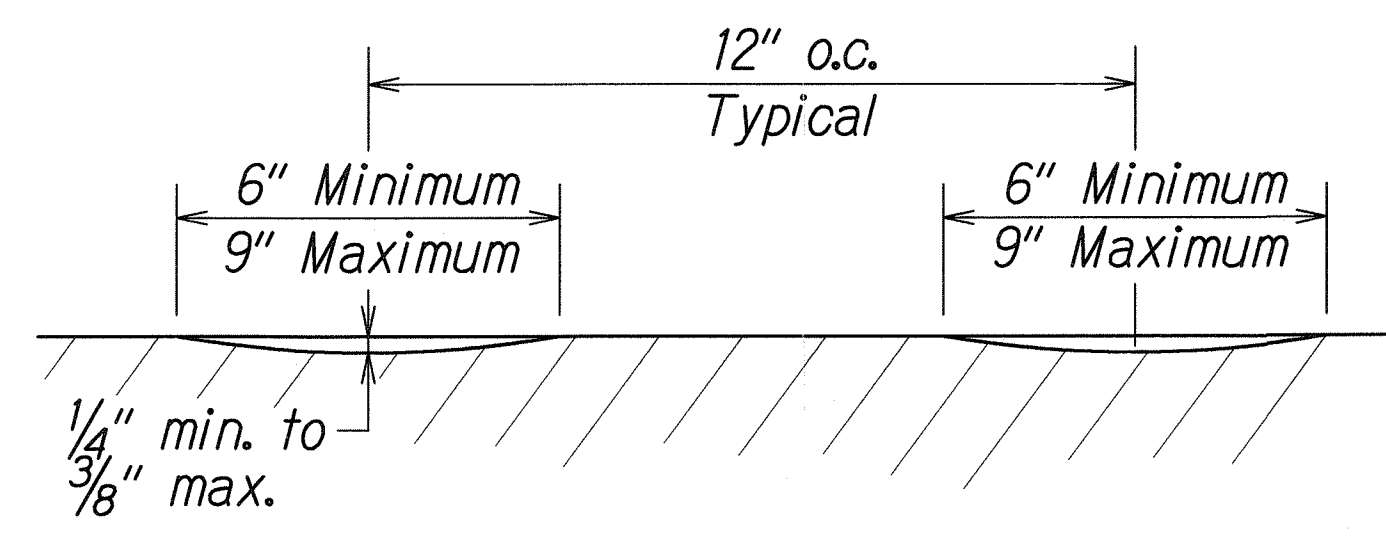
**DETAIL - EDGE LINE MILLED RUMBLE STRIP (8" White Edge Stripe)**  
Not to Scale



**LONGITUDINAL SECTION - EDGE LINE MILLED RUMBLE STRIP**  
Not to Scale



**DETAIL - CONDITION WHERE UTILITY POLE EXISTS**  
Not to Scale



**CROSS SECTION - EDGE LINE MILLED RUMBLE STRIP**  
Not to Scale

**NOTES:**

- Edgeline milled rumble strips may be installed for paved shoulder width of 3' minimum to 4.5' from edge of pavement (E.P.)
- The method of constructing the edgeline milled rumble strip shall be submitted to the Engineer for acceptance prior to the actual work.
- Dimensions shown are approximate. Adjust rumble strip spacing to coordinate with pavement marking prior to installation.
- Raised pavement markers shall be installed on level surface between the rumble strips. Do not install raised pavement markers inside the milled area.
- The construction of the edgeline milled rumble strip and 13-foot gaps shall be paid for under Item No. 615.0200 - 4-Inch Milled Rumble Strip, Edgeline.
- The milling apparatus and removal of existing pavement markings will not be paid for separately and shall be considered incidental to Item 615.0200 - 4-Inch Milled Rumble Strip, Edgeline.
- Rumble strips shall be installed along all shoulders, except at right turn deceleration and acceleration lanes, as noted on the plans.
- Do not place Type "C" Raised Pavement markers within 2 ft. of the 13 ft. Rumble Strip opening.
- Do not install edgeline rumble strips on bridge decks.
- Where at-grade bridges are present, rumble strips shall end/begin 20 L.F. beyond the existing bridge deck joints/concrete approach slab.
- Edgeline Rumble Strips are to be installed before the edge of pavement stripe and before the installation of the Type "C" raised pavement markers.
- Hot spray thermoplastic shall be used for solid line markings within the edgeline milled rumble strip area.

DESIGNED BY	DATE
TRACED BY	
NOTED BY	
CHECKED BY	
APPROVED BY	

6/08/10	Replaced Plan Sheet No. 15
DATE	REVISION
STATE OF HAWAII DEPARTMENT OF TRANSPORTATION HIGHWAYS DIVISION	
<b>EDGE LINE MILLED RUMBLE STRIP</b>	
<b>DETAIL FOR SHOULDER 3' TO 4.5'</b>	
KAUMUALII HIGHWAY RESURFACING	
Vicinity of Kipu Road to Anonui Street	
Project No. 50D-01-10M	
Scale: As Shown	Date: June 2010
SHEET No. T4 OF 8 SHEETS	