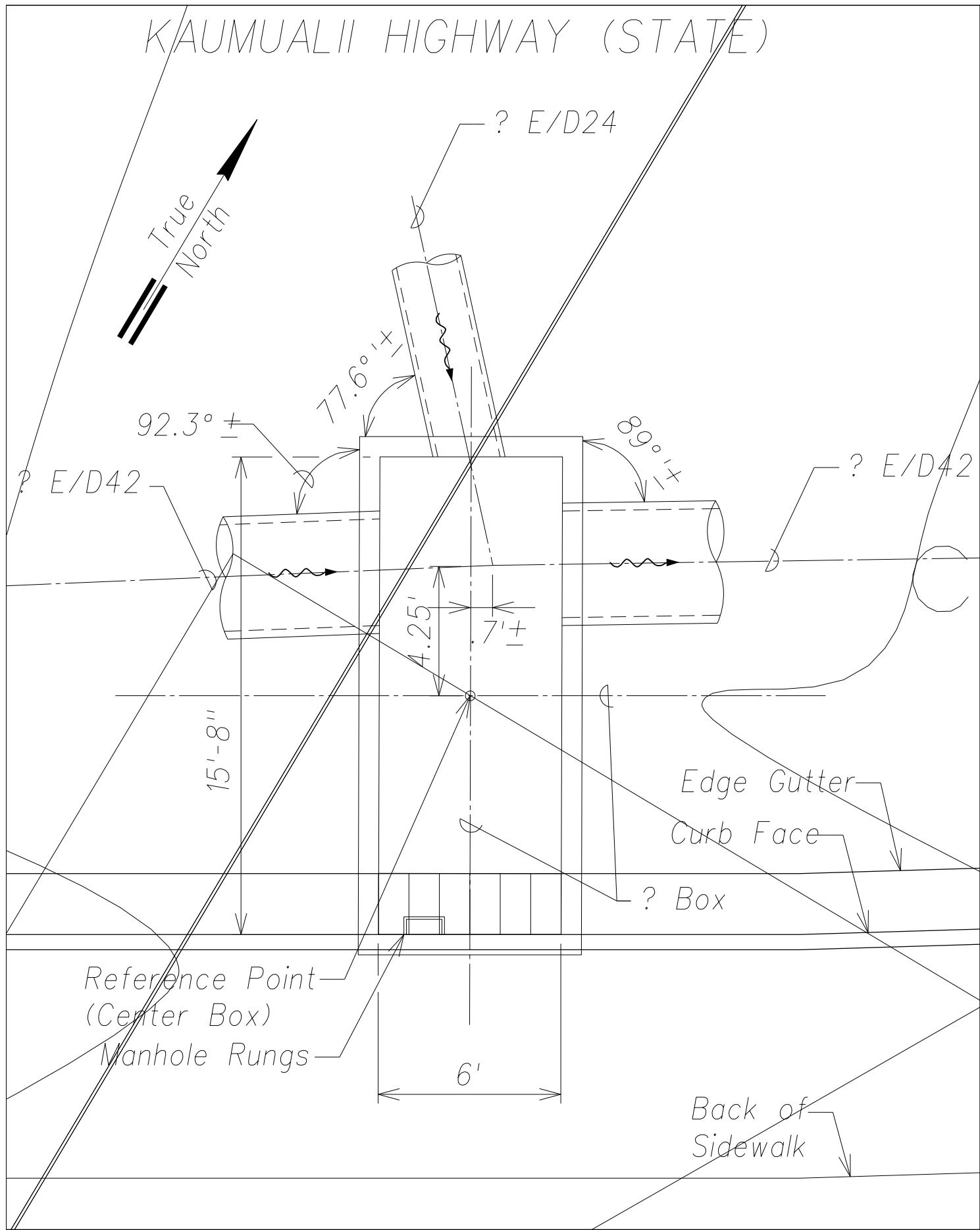
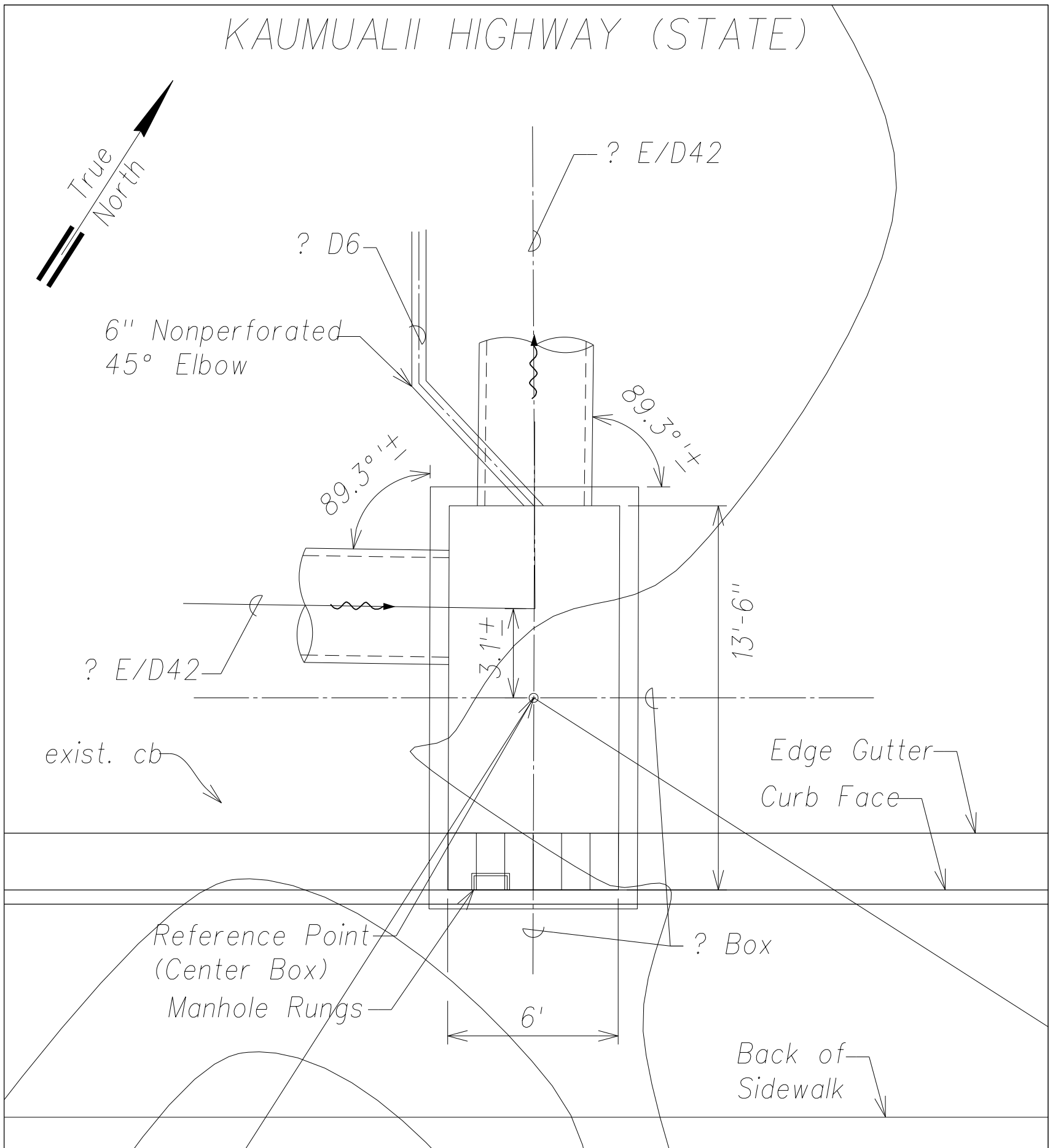


FED. ROAD DIST. NO.	STATE	FED. AID PROJ. NO.	FISCAL YEAR	SHEET NO.	TOTAL SHEETS
HAWAII	HAW.	ARR-050-1(036)	FY13/14	Model	141

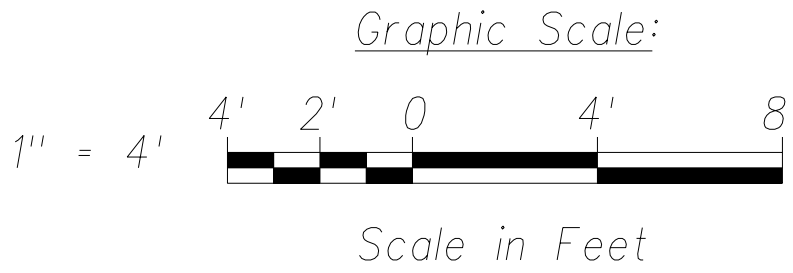


Special GDI-E2 (Sta. 362+87.8±)
Scale: 1"=4'




Special GDI-E1 (Sta. 364+57.5±)
Scale: 1"=4'

Note:
All drain structure box dimensions refer to the inside walls of the box. For remainder of details, see structural drawings.



ORIGINAL PLAN	SURVEY PLOTTED BY	DATE
	DRAWN BY	
NOTE BOOK	DESIGNED BY	
	QUANTITIES BY	
No.	CHECKED BY	



THIS WORK WAS PREPARED BY ME OR UNDER MY SUPERVISION AND CONSTRUCTION OF THIS PROJECT WILL BE UNDER MY OBSERVATION.

SIGNATURE
EXPIRATION DATE OF THE LICENSE

STATE OF HAWAII
DEPARTMENT OF TRANSPORTATION
HIGHWAYS DIVISION

SPECIAL DRAIN STRUCTURE
DETAILS

PHASE 1 - KAUMUALII HIGHWAY
LIHUE MILL BRIDGE TO RICE STREET

PHASE 3 - REHABILITATION OF LIHUE MILL
BRIDGE AND MAKAI WIDENING

Scale: As Shown Date: May 2, 2014

SHEET No. C-51 OF 82 SHEETS

"AS-BUILT"

Model