FED. ROAD DIST. NO.	STATE	FED. AID PROJ. NO.	FISCAL YEAR	SHEET NO.	TOTAL SHEETS
HAWAII	HAW	WPGS 24A	1935	2	21

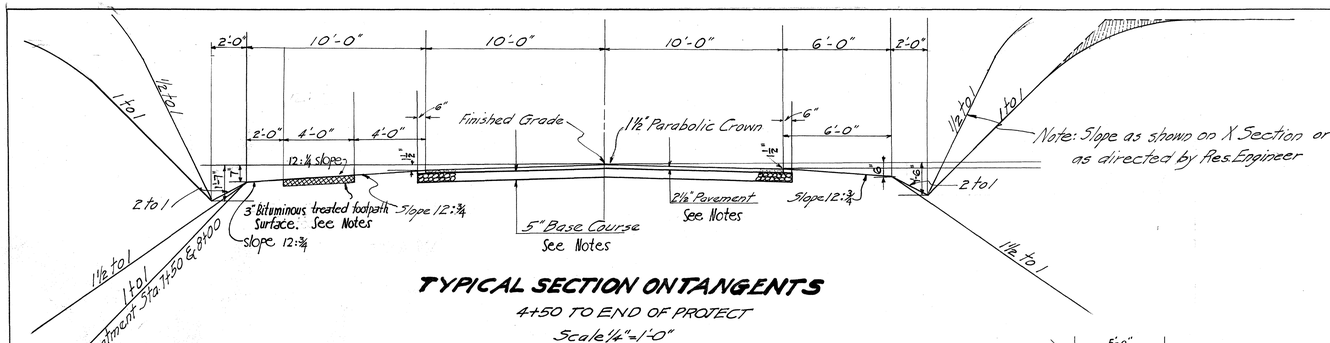

TYPICAL SECTION ON TANGENTS

4+50 TO END OF PROJECT

Scale ¼"=1'-0"

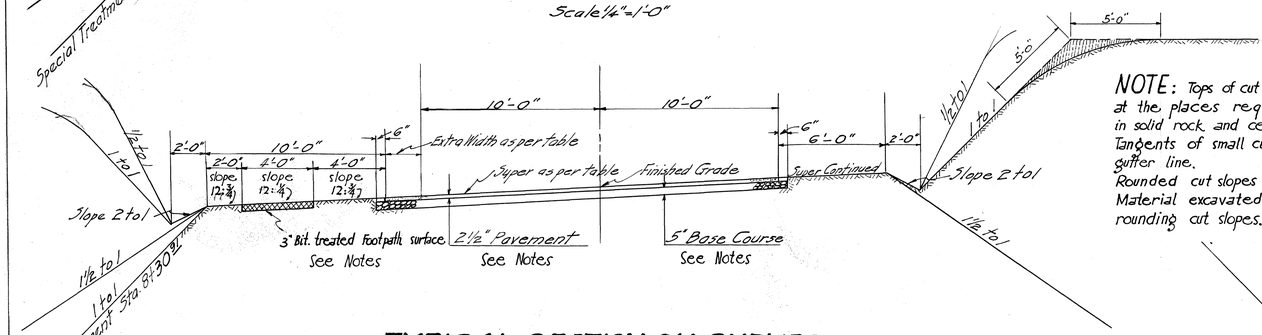

TYPICAL SECTION ON CURVES

Scale ¼"=1'-0"

NOTE: Tops of cut slopes are to be rounded as shown at the places required by the engineer; Not required in solid rock and cemented material.
Tangents of small cut slopes shall be reduced to start at gutter line.
Rounded cut slopes are paid for by the linear foot.
Material excavated in shaded area is incidental to rounding cut slopes.

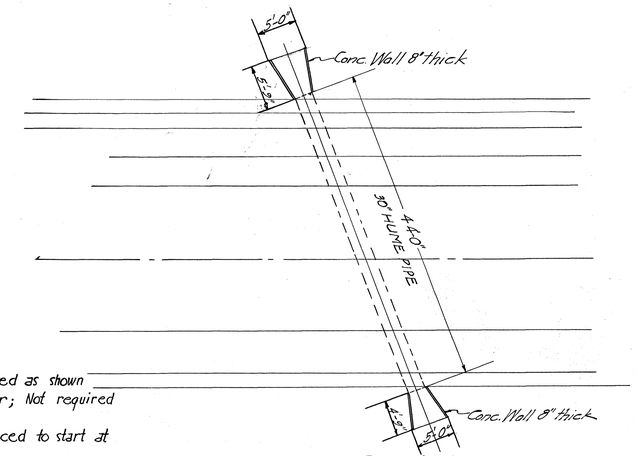

PLAN
30" SYPHON AT STA. 16+75

Scale 1"=10'-0"

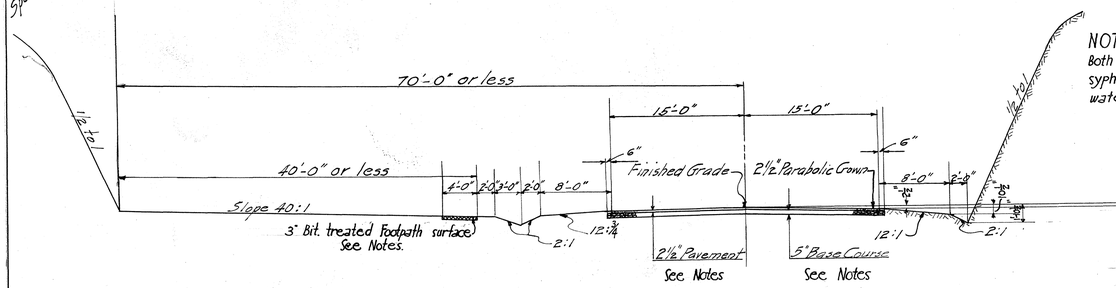

SPECIAL SECTION

STA. 1+50 TO 4+50

Scale ⅛"=1'-0"

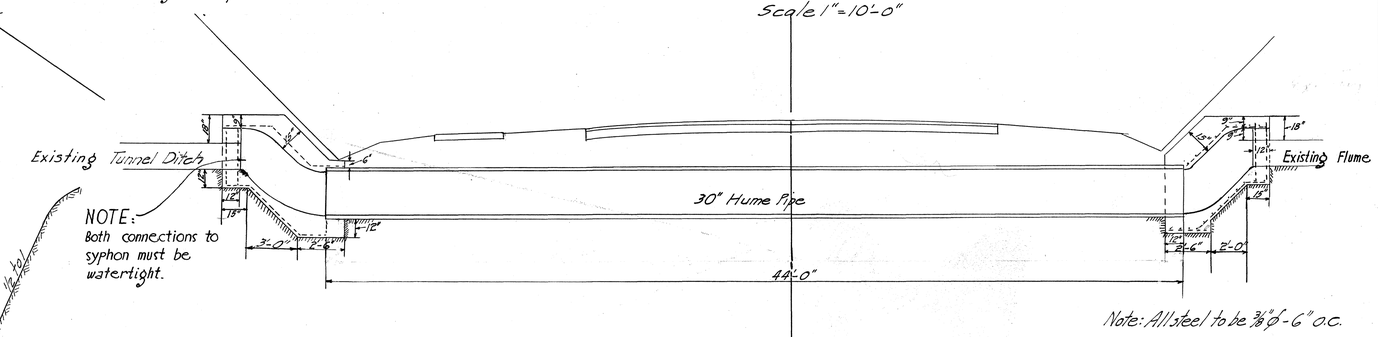

Note: All steel to be ⅜"ø-6" o.c.

LONG'T. SECTION
30" SYPHON AT STA. 16+75

Scale ¼"=1'-0"

NOTE: SPECIAL SECTIONS

STAS. 0+00 TO 1+50

Starts at sta. 0+00 with the same section as shown on Right half of the detail for the Special Section from sta. 1+50 to sta. 4+50 and widens toward sta. 1+50 to accomodate the intersection.

NOTES ON PAVEMENT AND BASE COURSE

5" BASE COURSE: Broken Stone Base Course having 5" compacted thickness of mineral aggregate (12% wear)

2½" PAVEMENT: Bituminous Macadam pavement; 2½" compacted thickness as follows; 2½" (compacted) coarse rock (2½"-1¼"); 12 lbs. per sq. yd. of bituminous binder; approx. 0.012 cu. yd. per sq. yd. of Keystone (1" to ½"); between 3 to 4 lbs. per sq. yd. of bituminous binder; approx. 0.005 cu. yd. per sq. yd. of pea gravel (½" to #8)

BITUMINOUS TREATED FOOTPATH SURFACING: 3" (COMPACTED) layer of broken stone base course with a bituminous surface treatment.

GENERAL NOTES: Refer to specifications and special provisions covering all these items of work.

SUPERELEVATION & EXTRA WIDENING TABLE

Curve	S.E. Per Ft.	Extra Width
8+30.21 - 13+10.88	0.05	2.0
24+53.95 - 32+50	0.02	0.0
Connection by Grade School	0.08	2.0

Full Super at both ends of curves, to be tapered off in 50 feet.

½ Extra Width at both ends of curves, to be tapered off in 50 feet.

DATE		
R.M. Bell	9-'35	
K.B.H.	11-'35	

4351.2