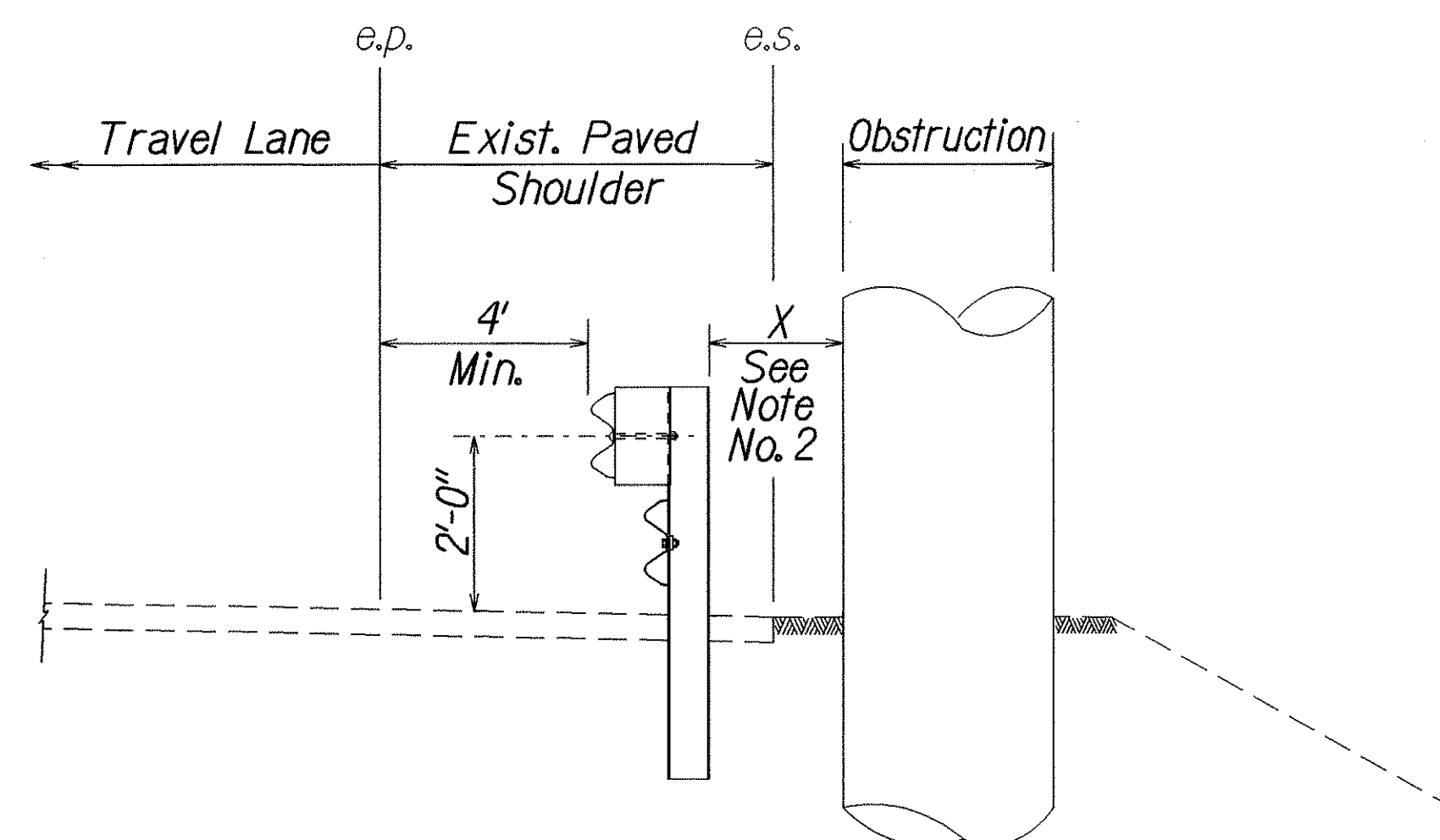
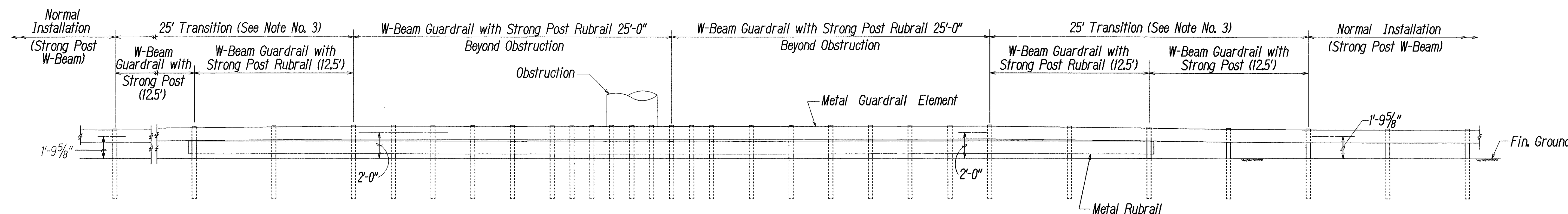
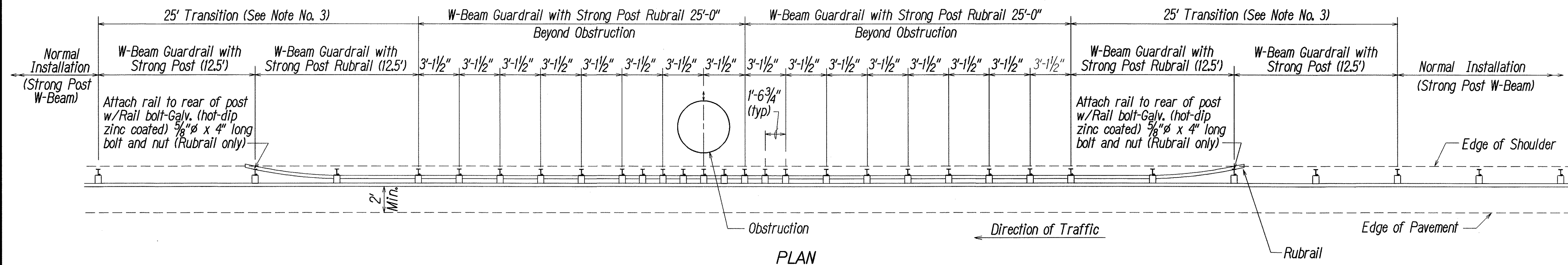


FED. ROAD DIST. NO.	STATE	FED. AID PROJ. NO.	FISCAL YEAR	SHEET NO.	TOTAL SHEETS
HAWAII	HAW.	STP-0700(58)	2006	29	32



TYPICAL SECTION AT OBSTRUCTION

NOTES:

- All Guardrail and Concrete Barrier Designs at Obstructions shall be approved by the Engineer.
- If $X < 2'-0"$, Concrete Barrier or special guardrail design.
 $2'-0" \leq X < 3'-0"$, Strong Post Rubrail or Modified Thrie-Beam with reduced post spacing.
 $3'-0" \leq X$, Strong Post W-Beam or Modified Thrie-Beam with 6'-3" post spacing. (Normal Installation)
- The 25-ft. transition guardrail shall include:
 - 12.5-ft. Guardrail, Type 3 W-Beam with Strong Post to be paid for under contract Item No. 606.3131 - Guardrail, Type 3 W-Beam with Strong Post (6-Ft. Post).
 - 12.5-ft. Guardrail, Type 3 W-Beam with Strong Post Rubrail to be paid for under contract Item No. 606.3134 - Guardrail, Type 3 W-Beam with Strong Post Rubrail.

DETAIL OF GUARDRAIL INSTALLATION AT OBSTRUCTION

ORIGINAL PLAN	DATE
SURVEY PLOTTED BY	
DRAWN BY	
DESIGNED BY	
QUANTITIES BY	
CHECKED BY	

STATE OF HAWAII
DEPARTMENT OF TRANSPORTATION
HIGHWAYS DIVISION

GUARDRAIL DETAILS
(AT OBSTRUCTION)

KUHIO HIGHWAY, KUAMOO ROAD & KOKEE ROAD
Guardrail and Shoulder Improvements
at Various Locations
Federal-Aid Project No. STP-0700(58)

Scale: Not to Scale Date: July 2006

SHEET No. 9 OF 11 SHEETS