

FED. ROAD DIST. NO.	STATE	FED. AID PROJ. NO.	FISCAL YEAR	SHEET NO.	TOTAL SHEETS
HAWAII	HAW.	FM5-0700(20)	1981	3	4



CW20-1a 48" x 48"



CW20-2d 48" x 48"



CW20-3b 48" x 48"



CW20-4d 48" x 48"



CW20-5d(L) 48" x 48"



CW20-7c 48" x 48"



CW21-1 30" x 30"



CW21-2 30" x 30"



CW21-3 36" x 36"



CW21-4 36" x 36"



CW21-5 30" x 30"




CW21-6 30" x 30"



CW22-1b 48" x 48"




CW22-2 42" x 36"



CW22-3 42" x 36"



CG20-1(5) 60" x 36"



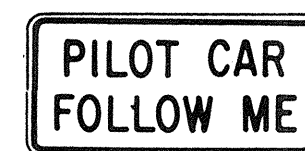
CG20-2 60" x 24"



CM4-9(R) 30" x 24"




CM4-10(R) 48" x 18"



CG20-4 36" x 18"



CW23-1 36" x 36"



CW23-2b 48" x 48"



CW23-3(R) 48" x 48"

GENERAL NOTES

- Sign details shall conform to the FHWA publications "Manual on Uniform Traffic Control Devices for Streets and Highways," 1971, and "Standard Highway Signs," 1972, and as amended.
- All construction signs shall be reflectorized.
- All construction signs shall have $\frac{3}{8}$ " bolt holes drilled at appropriate locations.
- Numerals in () indicates numerals to be inserted for sign message. (R) or (L) indicates right or left.
- For "CW" series signs, suffixes a, b, c and d are as follows:
a-1500 FT, b-1000 FT,
c-500 FT and d-AHEAD.

APPROVAL RECOMMENDED:
Erich Tanaka
TRAFFIC ENGINEER

3/21/72
DATE

APPROVED:
William Salsich
ASSISTANT CHIEF, ENGINEERING

3/23/72
DATE

NO.	REVISION	APPROVED BY	DATE
1	Supersedes Sht. DT 104 Approved 12-30-69	H.T.	3/23/72
2	Revised General Note 1	H.T.	10/16/74
3	Revised General Note 2	M.H.	9-16-75
4	Revised General Note 2 and sign CG20-1(5)	H.T.	9-14-76

STATE OF HAWAII
DEPARTMENT OF TRANSPORTATION
HIGHWAYS DIVISION

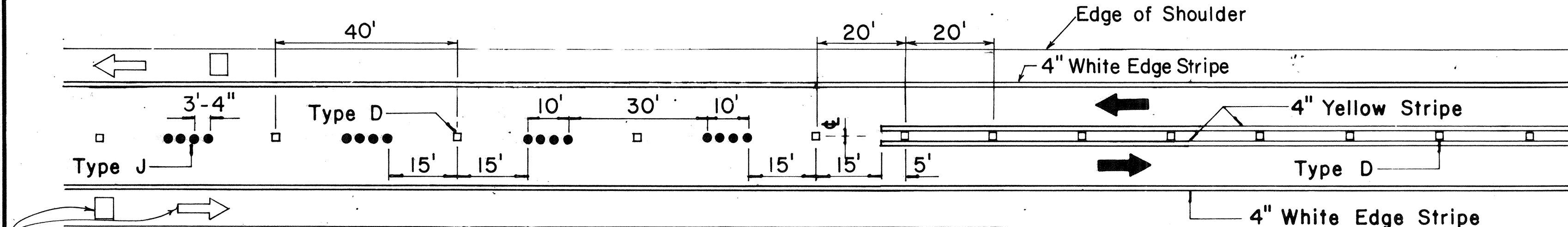
STANDARD DETAILS CONSTRUCTION SIGNS

NOT TO SCALE

SHEET No. 1 OF 2 SHEETS DT 104

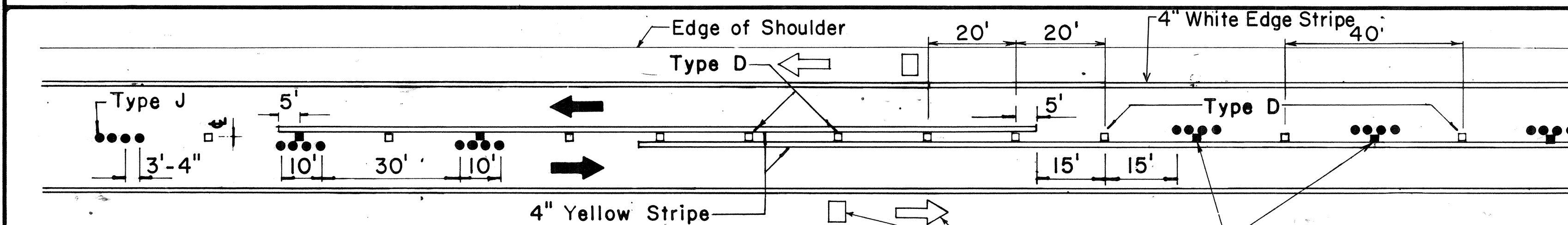
DATE	_____
SURVEY PLOTTED BY	_____
DRAWN BY	_____
REVIEWED BY	_____
QUANTITIES BY	_____
CHECKED BY	_____
ORIGINAL PLAN	_____
NOTE BOOK	_____
No.	_____

FED. ROAD DIST. NO.	STATE	FED. AID PROJ. NO.	FISCAL YEAR	SHEET NO.	TOTAL SHEETS
HAWAII	HAW.	PM5-0700(20)	1981	4	4



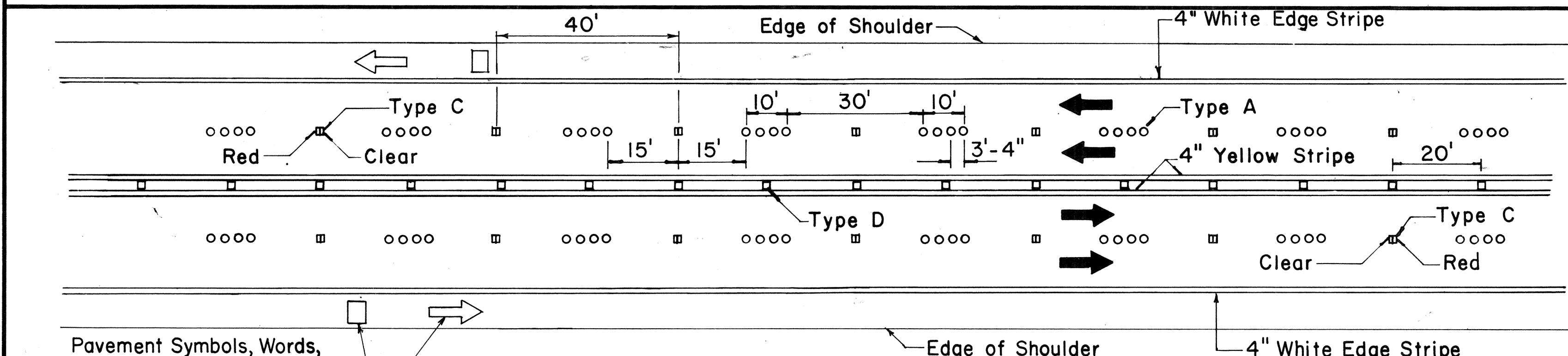
Pavement Symbols, Words, Arrows, and Legends for Bike Route as Required on Plans.

PASSING PERMITTED AND PASSING PROHIBITED

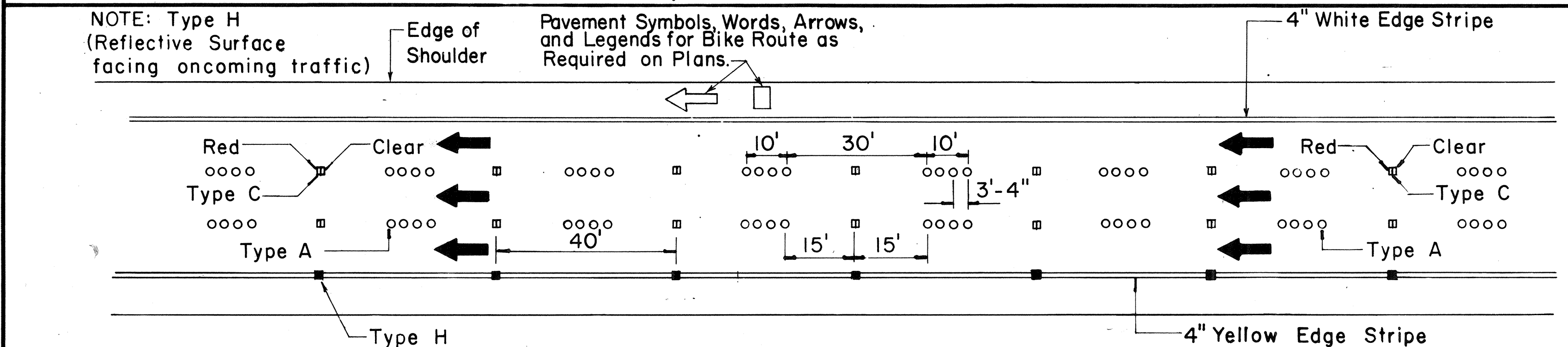


Pavement Symbols, Words, Arrows, and Legends for Bike Route as Required on Plans.

PASSING PROHIBITED ZONES

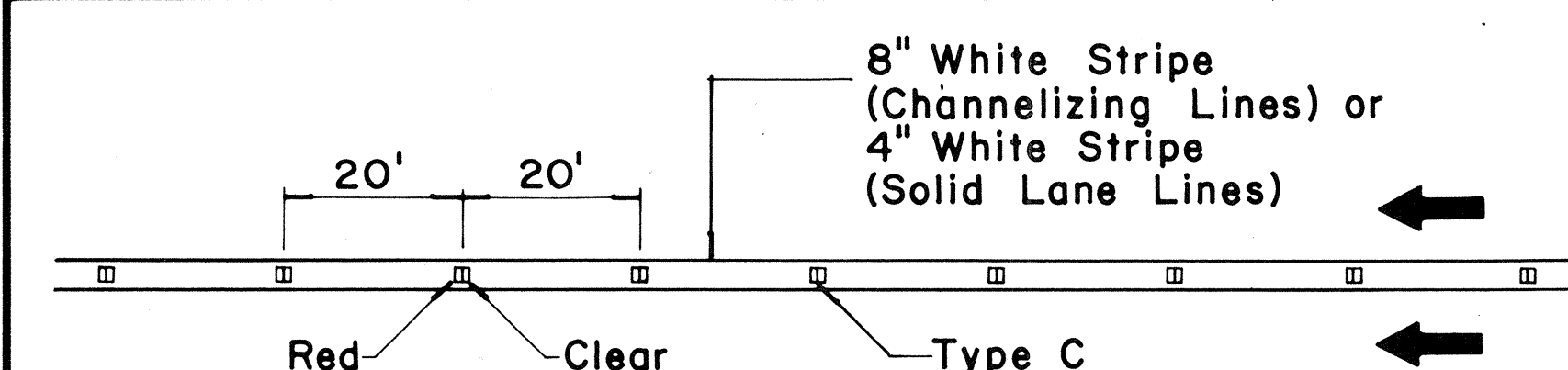


Pavement Symbols, Words, Arrows, and Legends for Bike Route as Required on Plans.

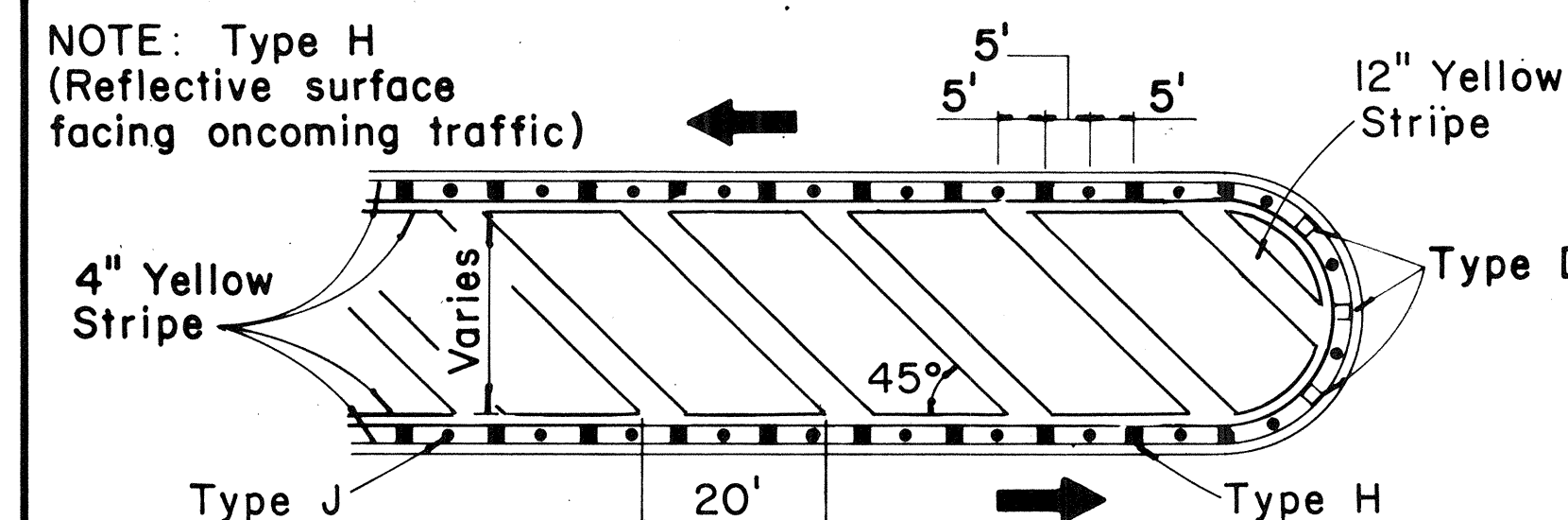


NOTE: Type H (Reflective Surface facing oncoming traffic)

Pavement Symbols, Words, Arrows, and Legends for Bike Route as Required on Plans.



CHANNELIZING LINES OR SOLID LANE LINES



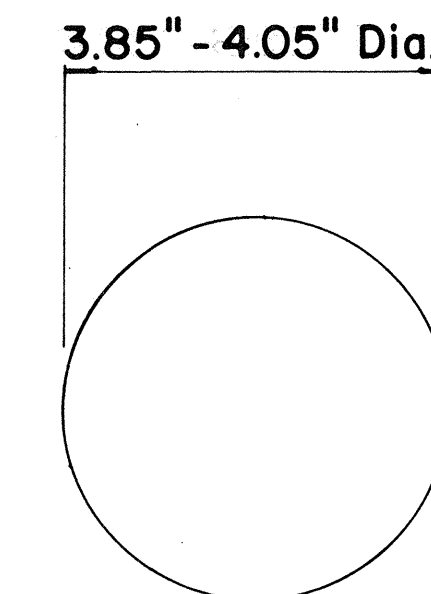
MEDIAN NOSE DELINEATION

TWO - LANE

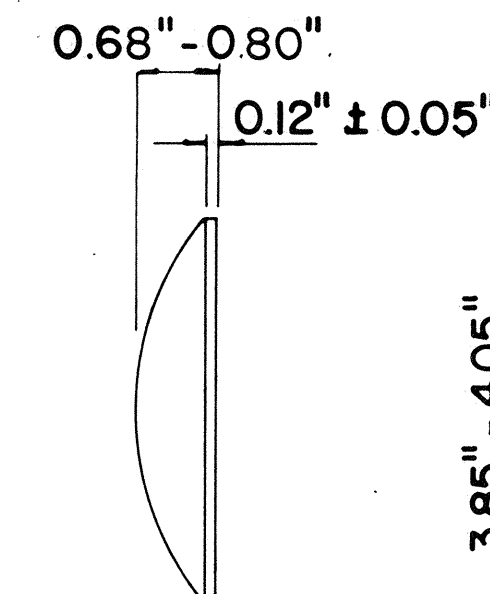
MULTI - LANE

DIVIDED HIGHWAY AND FREEWAY

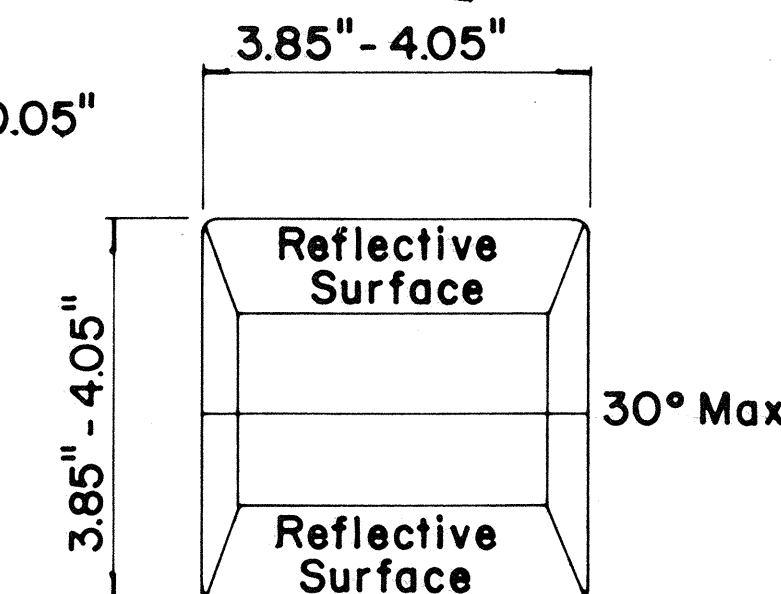
MISCELLANEOUS



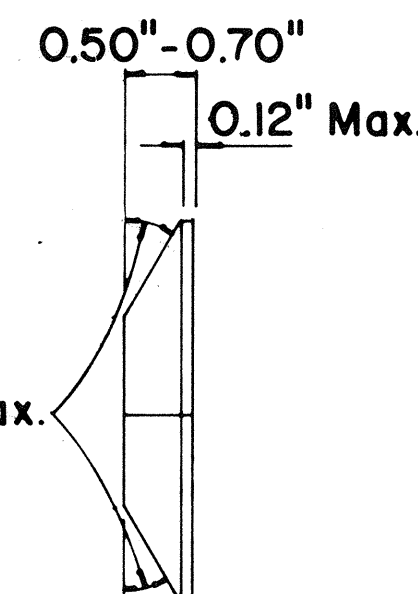
TYPE A
NON-REFLECTIVE WHITE MARKER



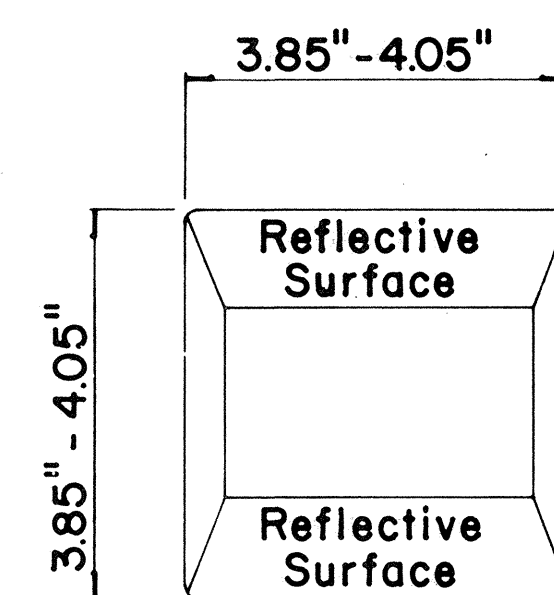
TYPE J
NON-REFLECTIVE YELLOW MARKER



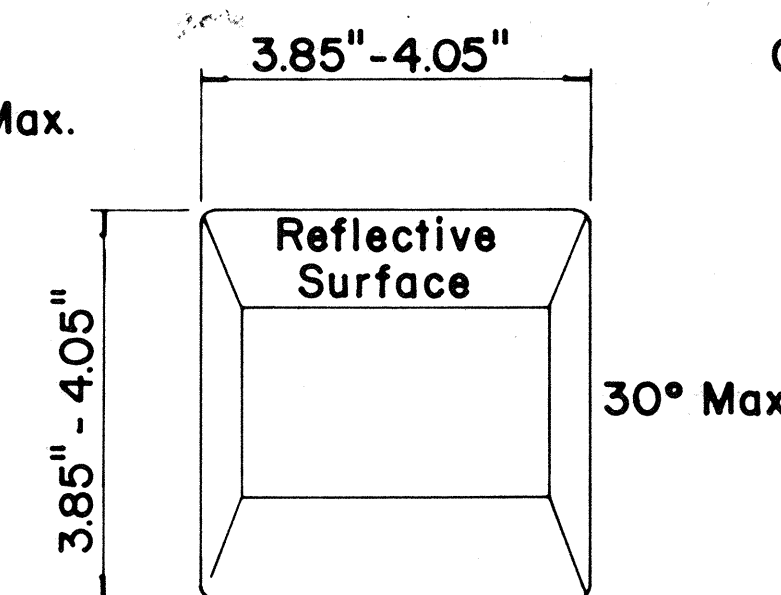
TYPE C
RED-CLEAR REFLECTIVE MARKER



TYPE H
ONE-WAY YELLOW REFLECTIVE MARKER



TYPE D
TWO-WAY YELLOW REFLECTIVE MARKER



GENERAL NOTES

- Pavement marking and striping shall conform to the latest "Manual on Uniform Traffic Control Devices for Streets and Highways," and as amended.
- Layout and installation of pavement marking and striping shall be done by the Contractor. The Contractor shall check the layouts with the Engineer prior to performing work.

LEGEND

- Type A
- Type C
- Type D
- Type H
- Type J

APPROVAL RECOMMENDED:

Erich Tanaka
TRAFFIC ENGINEER

7/21/78
DATE

APPROVED:

Robert J. Zaleski
ASSISTANT CHIEF, ENGINEERING

1/24/78
DATE

No.	REVISION	APPROVED BY	DATE
1	Supersedes DT 300 approved 11/18/71.	H.T.	1/24/78
2	Delete Type A Markers from Bike Route Delineation.	H.T.	10/15/79

STATE OF HAWAII
DEPARTMENT OF TRANSPORTATION
HIGHWAYS DIVISION

STANDARD DETAILS RAISED PAVEMENT MARKERS AND STRIPING

Not to Scale July 1978

SHEET No. 2 OF 2 SHEETS DT 300