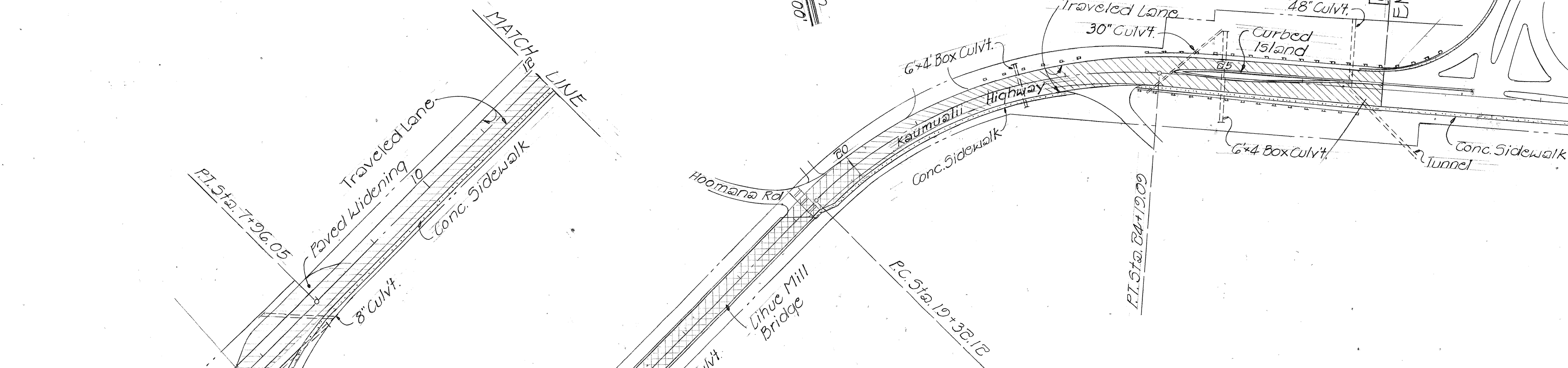
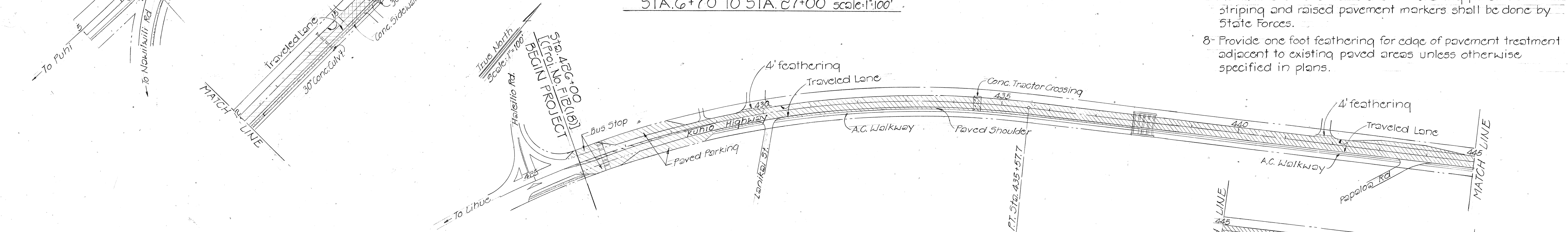


FED. ROAD DIST. NO.	STATE	PROJ. NO.	FISCAL YEAR	SHEET NO.	TOTAL SHEETS
HAWAII	HAW.	HWY-K-01-78M	1967	3	3

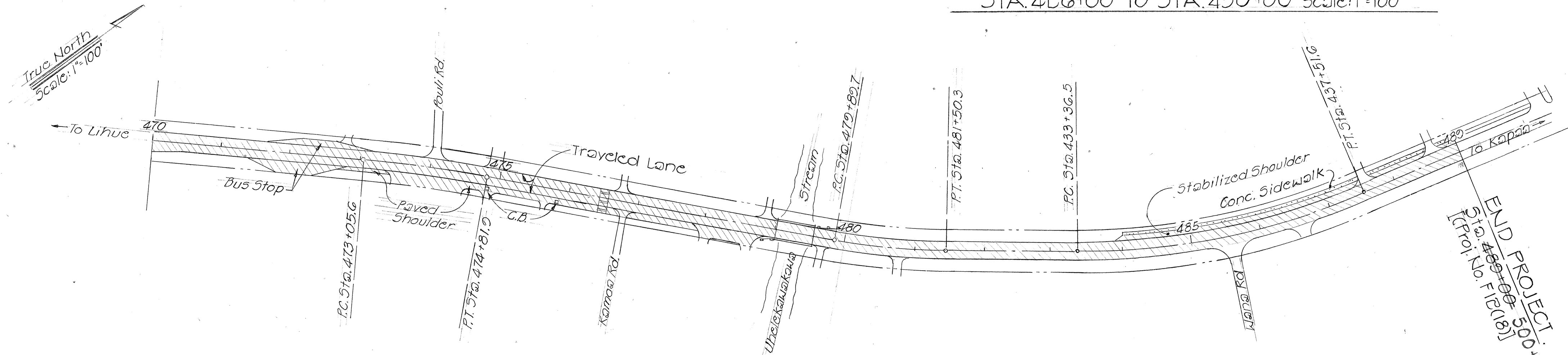
Sta. 6+70 to Sta. 15+00
 Sta. 20+00 to Sta. 27+00
 Resurface existg pavement (Hatched area) w/1 1/2" A.C. Pavt. Mix V as shown.
 For Est. Quant. and Typ. Section @ see Sheet No. 2



PORTION OF PUHI TO LIHUE PLAN
 STA. 6+70 TO STA. 27+00 scale: 1"=100'



PORTION OF WAILUA TO WAIPOULI PLAN
 STA. 426+00 TO STA. 450+00 scale: 1"=100'



PORTION OF WAILUA TO WAIPOULI PLAN
 STA. 470+00 TO STA. 489+00 scale: 1"=100'

Sta. 15+00 to Sta. 20+00
 Scarify & remove existg. A.C. pavt. (Cross hatched) to existg. base course and to top of existg. conc. bridge decking. Build up Pavement Structure with Aggregate Base Course to grade required by Engineer. Resurface w/B A.C. Pavt. Mix V.
 Est. Quant.
 Scarify & Remove = 1,500 S.Y.
 Agg. Base Course = 60 C.Y.
 A.C. Pavt. Mix V = 170 Ton
 Tack Coat = 225 Gal.
 Above Quantities included in Summary of Quantities, Sheet No. 2

GENERAL NOTES:

- Existing wearing surface indicated in Typical Section varies. Surface indicated is entirely imaginary and not intended to represent any specific location.
- Patching of existing pavement prior to resurfacing will not be required.
- The item "Brooming Off" will not be measured or paid for separately but shall be considered incidental to A.C. Pavement Mix V.
- The edges of the existing surface will be graded by State Forces prior to resurfacing.
- The contractor shall keep at least one lane open to traffic during working hours and both lanes open to traffic during non-working hours. All lanes shall be open to traffic during peak hours from 6:30 a.m. to 8:00 a.m. and from 3:30 p.m. to 5:00 p.m.
- Provide smooth riding transition at the beginning and end of each section, at structures and at all connecting driveways and approaches as directed by the Engineer.
- Rehabilitation of shoulders and installing pavement striping and raised pavement markers shall be done by State Forces.
- Provide one foot feathering for edge of pavement treatment adjacent to existing paved areas unless otherwise specified in plans.

- 2- Resurfacing work shall be done according to the following priority
- Kaumualii Hwy, Waimea Canyon Drive to Mahaikona Bridge
 - Kaumualii Hwy, Puhi to Lihue
 - Kuhio Hwy, Hanamaulu to Wailua Golf Course
 - Kuhio Hwy, Wailua to Waipouli

STATE OF HAWAII

DEPARTMENT OF TRANSPORTATION

LAND TRANSPORTATION FACILITIES DIVISION

RESURFACING VARIOUS LOCATIONS

ON KAUAI BELT ROAD

PROJ. No. HWY-K-01-78M

PLANS & GENERAL NOTES

Scale: As Shown

Sept. 1977

SHEET No. 1 OF 1 SHEETS

SURVEY PLOTTED BY	DATE
DRAWN BY	
DESIGNED BY	
QUANTITIES BY	
CHECKED BY	

ORIGINAL PLAN	No.
NOTE BOOK	
CHECKED BY	