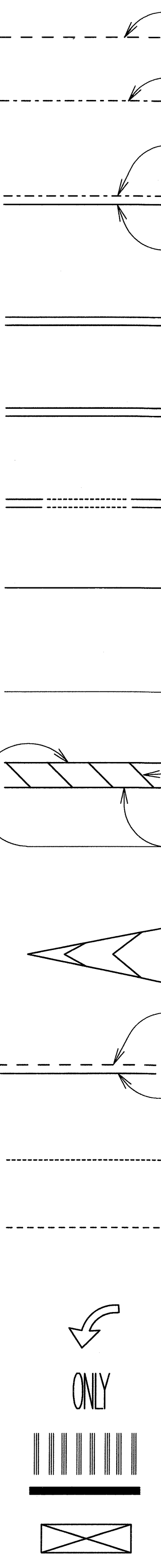


DIST. NO.	STATE	FED. AID PROJ. NO.	FISCAL YEAR	SHEET NO.	TOTAL SHEETS
HAWAII	HAW.	STP-0270(019)	2011	25	28

LEGEND

- 
- 4 each Type A Raised Pavement Markers
Type C Raised Pavement Markers @ 40'- 0" o.c.

4 each Type J Raised Pavement Markers
Type D Raised Pavement Markers @ 40'- 0" o.c.

4 Each Type J Raised Pavement Markers
Type D Raised Pavement Markers @ 40'-0" o.c.
Type H Raised Pavement Markers (Reflective
Surface facing no-passing direction)

4" Single Solid Yellow Stripe
(Tape Type I or Thermoplastic Extrusion)

4" Double Solid Yellow Centerline Stripes with
Type D Raised Pavement Markers @ 20'- 0" o.c.
(Tape Type I or Thermoplastic Extrusion)

4" Double Solid Yellow Transverse Median Stripes
with Type H Raised Pavement Markers @ 20'- 0"
o.c. (Tape, Type I or Thermoplastic Extrusion)

4" Double Yellow Guide Lines for Transverse Median
@ Private Driveways with Type H Raised Pavement Markers
@ 20'-0" o.c. (Tape, Type III or Thermoplastic Extrusion)

4" or 8" White Edge Stripe with Type C Raised
Pavement Markers @ 40'-0" o.c.
(Tape Type II or Thermoplastic Extrusion)

8" White Channelizing Stripe with Type C Raised
Pavement Markers @ 20'-0' o.c. (Tape, Type I
or Thermoplastic Extrusion)

Transverse Median Diagonal Marking 12" Wide
@ 20'-0" o.c. (Tape, Type II or
Thermoplastic Extrusion)

4" Double Solid Yellow Longitudinal Median Stripes
with Type H Raised Pavement Markers @ 20'- 0"
o.c. (Tape Type I or Thermoplastic Extrusion)

Channelizing Island or Deceleration Lane Gore
(Tape Type II or Thermoplastic Extrusion)

4 Each Type A Raised Pavement Markers
10' wide (See Std. Plan TE-31)
Type C Raised Pavement Markers @ 20'-0" o.c.
4" Single Solid White Stripe
(Tape Type I or Thermoplastic Extrusion)

4" Guide Lines, 2' Stripe with 4'-0" space
(Tape, Type III or Thermoplastic Extrusion)

4" Edge Line Extension, 2' Stripe at 10'-0"
o.c. (Tape, Type III or Thermoplastic Extrusion)
with Type C Markers at 40'-0" o.c.


Pavement Arrow (Tape, Type III or Thermoplastic
Extrusion)

Pavement Word (Tape, Type III or Thermoplastic
Extrusion)

Crosswalk and Stop Line
(Tape, Type III or Thermoplastic Extrusion)

Rumble Strip - 32 Each Type A Raised Pavement
Markers per Strip.

REFLECTOR MARKER LEGEND

- 
- RM-2, White Reflector Marker with flex post unless otherwise noted.

RM-3, Yellow Reflector Marker with flex post unless otherwise noted.

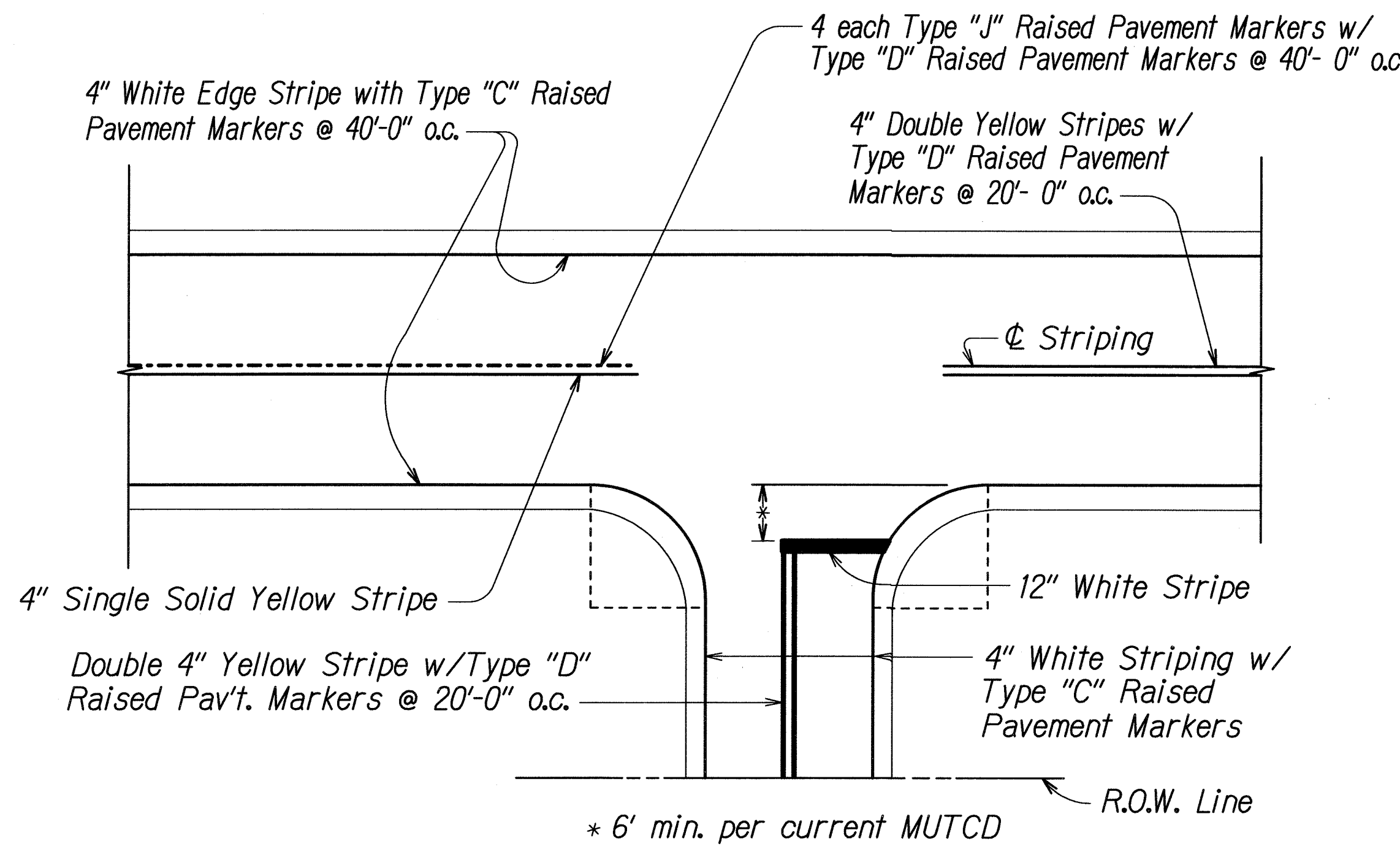
RM-4 with flex post unless otherwise noted.

Bi-Directional RM-3 Yellow Reflector Marker & RM-2 White Reflector
Marker with flex post unless otherwise noted.

Bi-Directional RM-3, Yellow Reflector Marker with flex post
unless otherwise noted.

NOTES

- Layout of pavement markings and striping shall be done by the Contractor and approved by the Engineer prior to any installation work.
- Existing pavement markings not incorporated in the final traffic pattern shall be removed as directed by the Engineer. Costs shall be incidental to the various pavement marking items.
- Raised pavement markers shall not be installed within crosswalks.
- Final locations of all Stop Lines shall be approved by the Engineer prior to installation.
- All pavement striping and markings shall be as noted on the Legend or plans, or as directed by the Engineer and shall conform to State standards.
- All preformed pavement marking tapes over existing pavement shall be applied with an approved primer as recommended by the tape manufacturer and as approved by the Engineer. The primer shall be allowed to dry to the tacky stage prior to tape application.



TYPICAL EDGE OF PAVEMENT MARKING
Not to Scale

STATE OF HAWAII
DEPARTMENT OF TRANSPORTATION
HIGHWAYS DIVISION

PAVEMENT MARKING
LEGEND AND NOTES

AKONI PULE HIGHWAY
PAVEMENT PREVENTIVE MAINTENANCE
VICINITY OF MAHUKONA TO KOHALA RANCH
FEDERAL AID PROJECT NO. STP-0270(019)

Scale: As shown Date: May, 2010

SHEET No. 1 OF 1 SHEETS