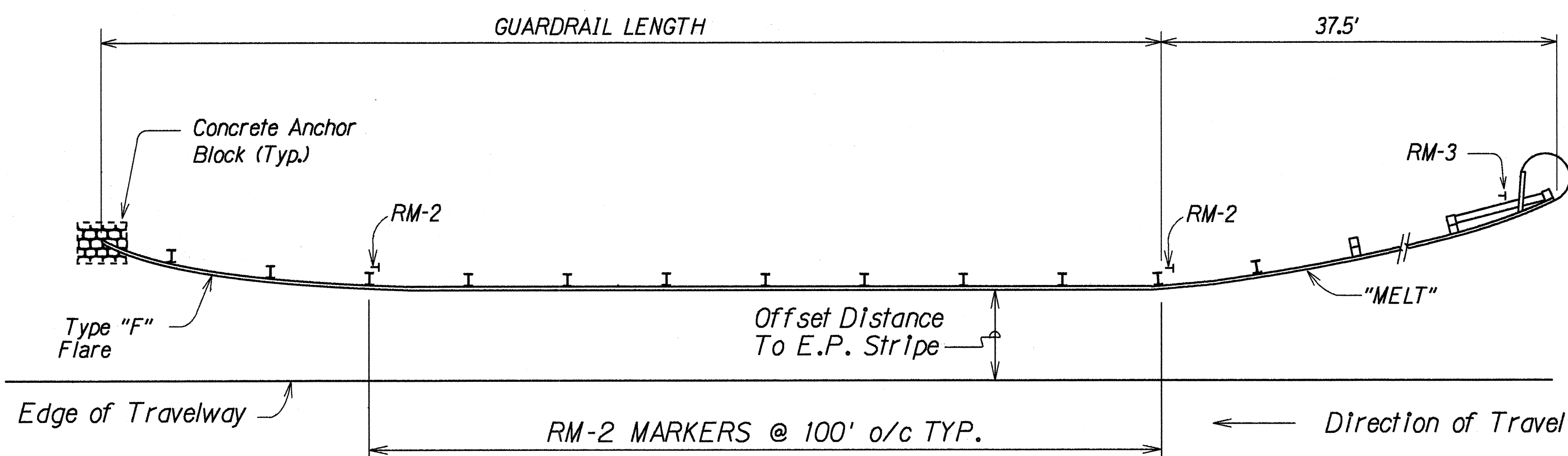
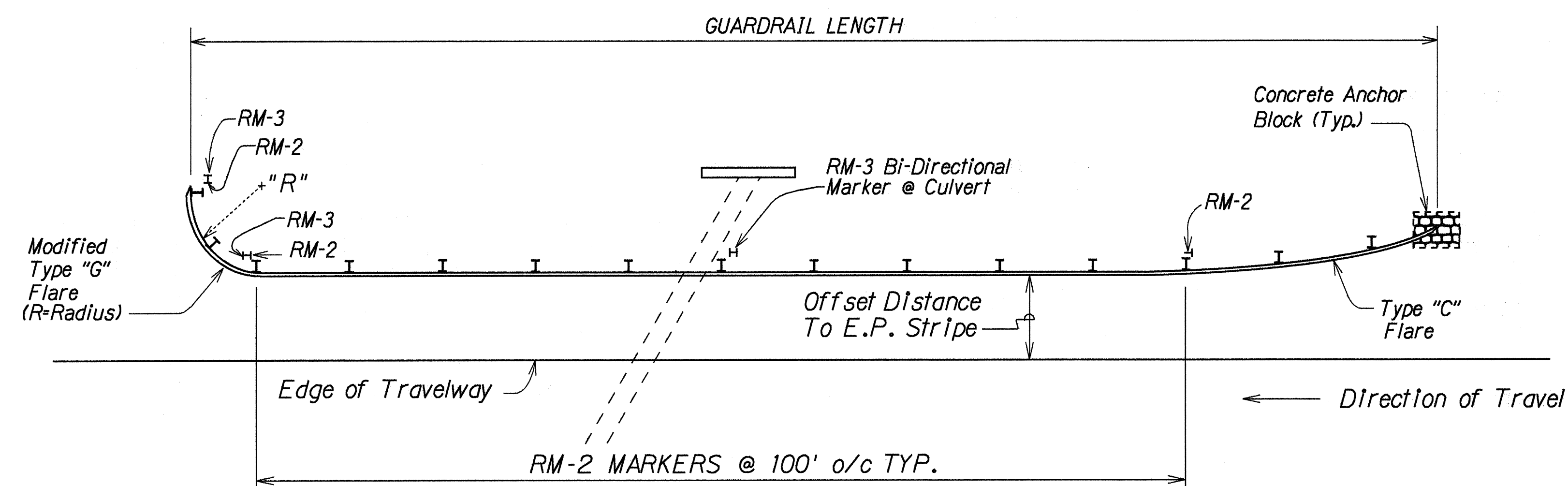


FED. ROAD DIST. NO.	STATE	FED. AID PROJ. NO.	FISCAL YEAR	SHEET NO.	TOTAL SHEETS
HAWAII	HAW.	RS-STP-0270(11)	1994	13	30



TYPICAL @ "MELT" & "F" END TREATMENT



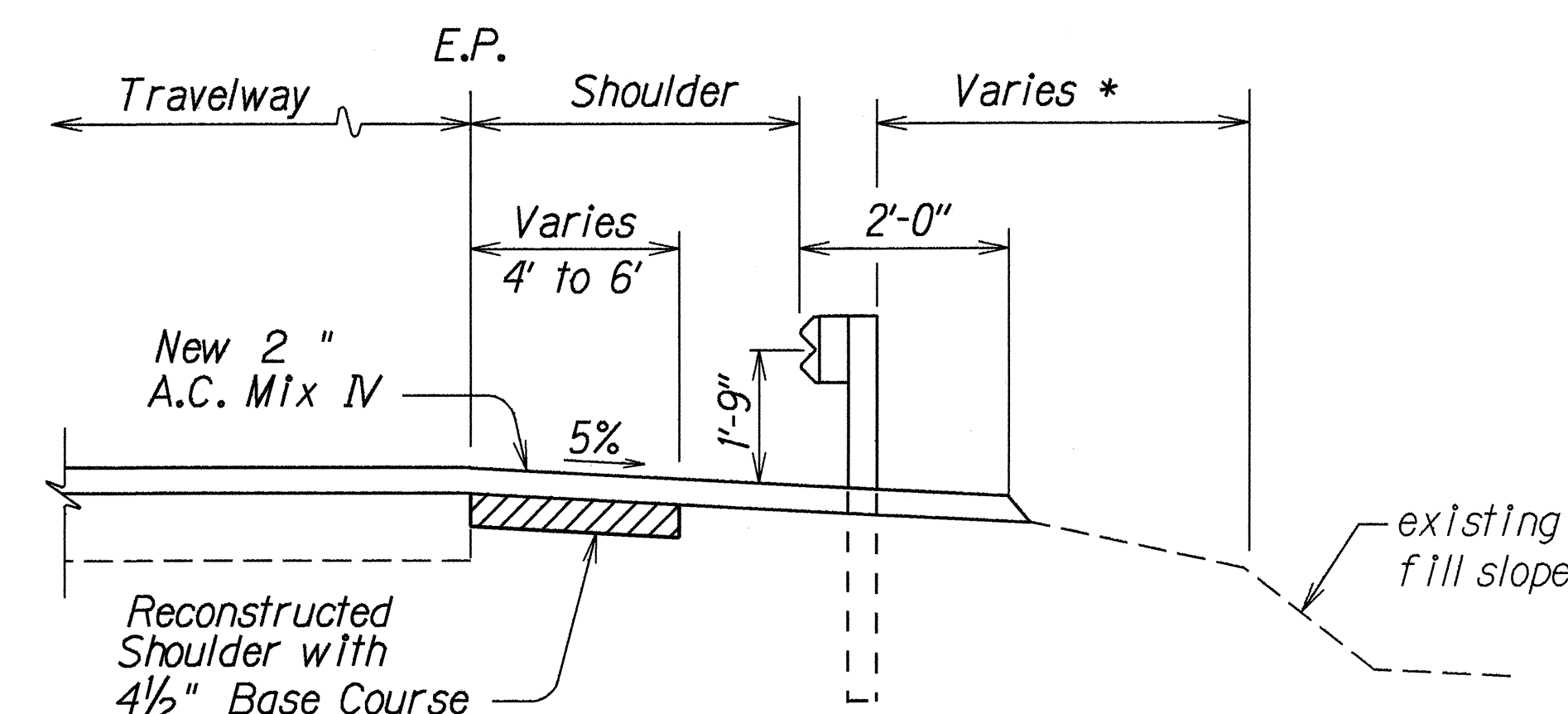
TYPICAL @ MODIFIED "G" & "C" END TREATMENT

TYPICAL GUARDRAIL REFLECTOR MARKER INSTALLATION

Not To Scale

NOTES:

1. Reflector markers located behind guardrail shall be installed with steelposts. At all other locations reflector markers shall be installed with flexible delineator posts. Exact locations to be determined by the Engineer.
2. For New Guardrail Installation See Guardrail Schedule Sheet No. 20 .
3. All Guardrail Sections shall be 12' - 6" in length .
4. The contractor shall stake-out guardrail locations for approval by the engineer prior to installation.
5. For all modified Type "G" end treatments use the "Rounded End Section" in lieu of the "Flared End Section" (Refer to Standard Plan Sheet TE-51) .
6. Longitudinal drainage along the highway shall be maintained .



* If less than 2', post length to be 8'-0" minimum.

TYPICAL GUARDRAIL SECTION

Not To Scale

STATE OF HAWAII DEPARTMENT OF TRANSPORTATION HIGHWAYS DIVISION	
GUARDRAIL SECTION AND REFLECTOR MARKER DETAIL	
AKONI PULE HIGHWAY RESURFACING KOKOIKE TO AINAKA SUBDIVISION F.A. PROJECT NO. RS-STP-0270(11)	
Scale: As Shown	Date: August, 1994
SHEET No. 1 OF 1 SHEETS	