

INDEX TO DRAWINGS	
SHEET NO.	DESCRIPTION
1	TITLE SHEET
2	STANDARD PLANS SUMMARY
3	GENERAL NOTES AND LEGEND
4 - 5	WATER POLLUTION AND EROSION CONTROL NOTES
6	TYPICAL SECTIONS
7	DRAINAGE PLAN
8	GRADING PLANS
9	DRAINAGE DETAILS
10	TYPE "1" INLET STRUCTURE
11	TYPE "1" OUTLET STRUCTURE
12 - 13	CROSS SECTIONS
14	WORK ZONE SIGN DETAILS

STATE OF HAWAII

DEPARTMENT OF TRANSPORTATION

HIGHWAYS DIVISION

HONOLULU, HAWAII

"AS-BUILT"

PLANS FOR

KOHALA MOUNTAIN ROAD

DRAINAGE IMPROVEMENTS, PHASE 2

VICINITY OF M.P. 12.88

PROJECT NO. 250A-02-09

DISTRICT OF NORTH KOHALA

ISLAND OF HAWAII

March, 2012

DATE

692-7561

PHONE

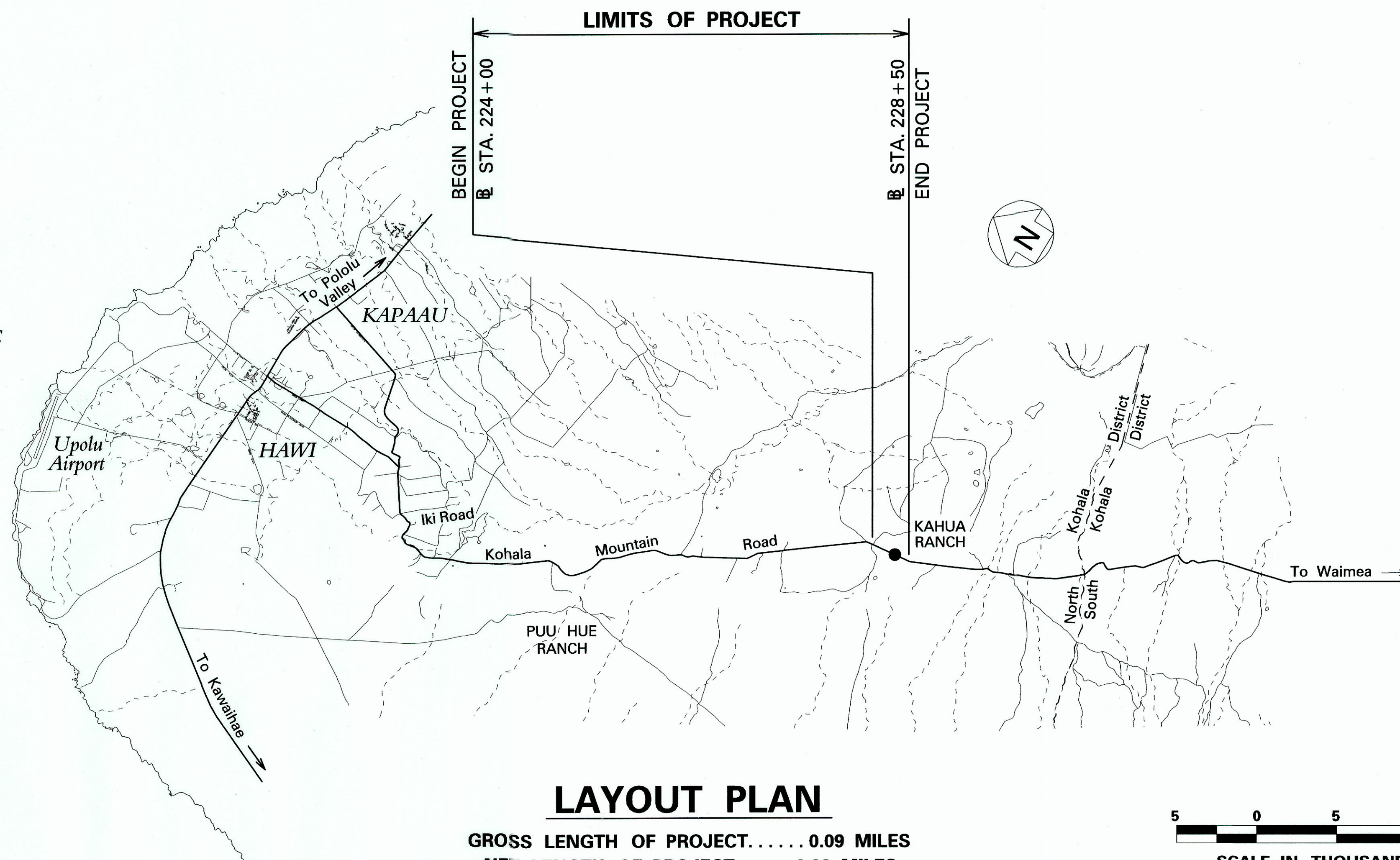
HWY-DH

MANAGED BY:

DESIGNED BY

PACIFIC


OCEAN



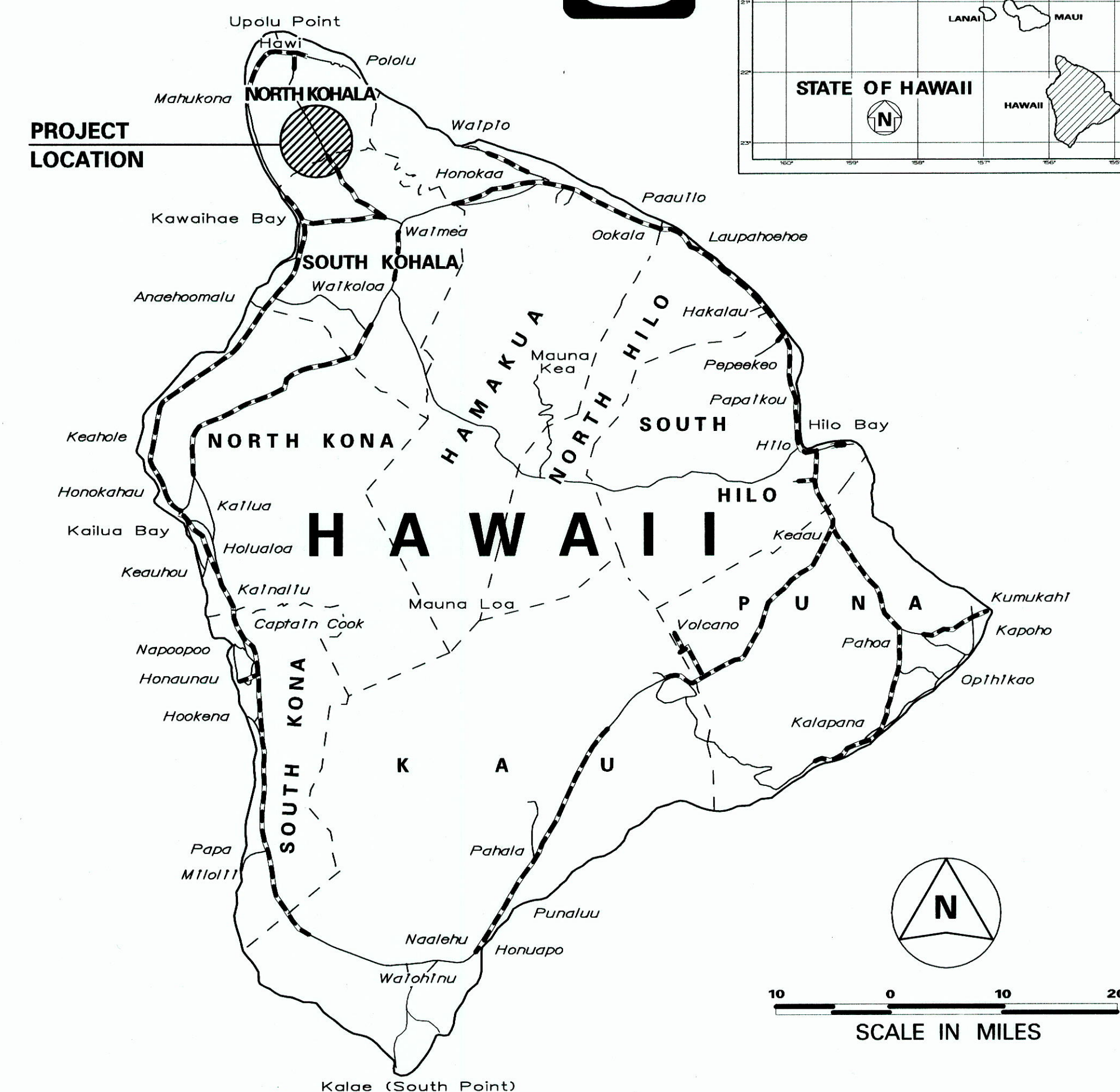
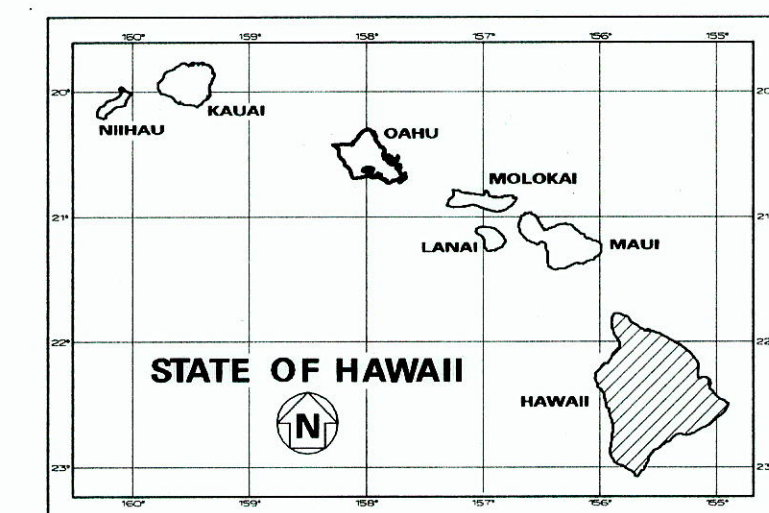
LAYOUT PLAN

GROSS LENGTH OF PROJECT.....0.09 MILES

NET LENGTH OF PROJECT.....0.09 MILES



FED. ROAD DIST. NO.	STATE	PROJ. NO.	FISCAL YEAR	SHEET NO.	TOTAL SHEETS
HAWAII	HAW.	250A-02-09	2012	1	14



FEDERAL AID PROJECTS PREVIOUSLY CONSTRUCTED OR UNDER CONSTRUCTION

MILE POST 12.83 TO MILE POST 12.92

CHANGES MADE DURING CONSTRUCTION HAVE BEEN INCORPORATED ON THESE PLANS EXCEPT CHANGES IN THE ORIGINAL THEORETICAL QUANTITIES. FOR ACTUAL QUANTITIES, REFER TO PROJECT LEDGER AND/OR COMPUTATION BOOK.

Handwritten signature and date: 9-25-15

RESIDENT ENGINEER

DATE

DEPARTMENT OF TRANSPORTATION STATE OF HAWAII	
APPROVED:	
for DIR. OF TRANSPORTATION	4/02/12 DATE