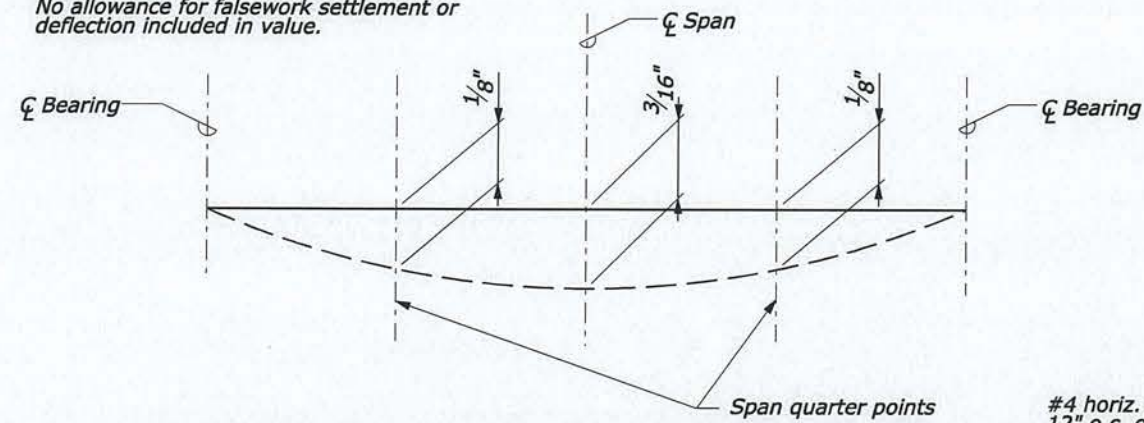
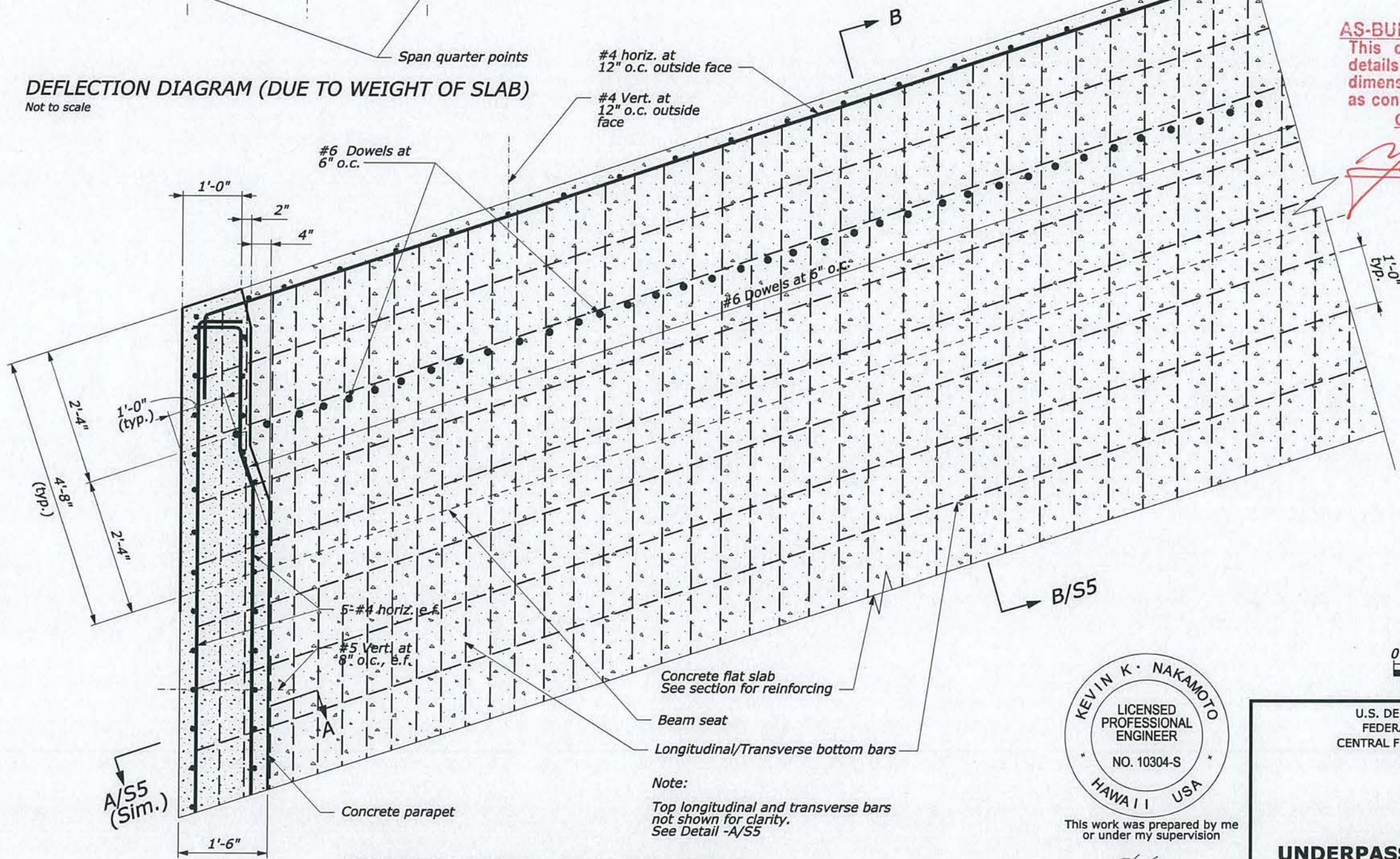


REGION	STATE	PROJECT	SHEET NO.	TOTAL SHEETS
	HI	HI A-AD 6(7)	S4	S16

Note:  
During construction, provide camber equal and opposite to values shown.  
No allowance for falsework settlement or deflection included in value.




DEFLECTION DIAGRAM (DUE TO WEIGHT OF SLAB)  
Not to scale



**AS-BUILT DRAWINGS/SPECIFICATIONS**  
This certifies that the dimensions and details shown on this sheet reflect the dimensions and details and specifications as constructed in the field.

**GOODFELLOW BROS., INC.**  
Contractor's Name:

*[Signature]*  
Signature      1/2/14  
Date



This work was prepared by me or under my supervision

U.S. DEPARTMENT OF TRANSPORTATION  
FEDERAL HIGHWAY ADMINISTRATION  
CENTRAL FEDERAL LANDS HIGHWAY DIVISION

**UNDERPASS PARTIAL PLAN DETAIL  
AND DEFLECTION DIAGRAM**

APPROVED FOR CONSTRUCTION      Expiration Date License 4/30/2014

NO.	DATE	BY	REVISIONS	NO.	DATE	BY	REVISIONS	DESIGNED BY	DRAWN BY	CHECKED BY	SCALE	PROJECT TEAM LEADER	BRIDGE DRAWING	DATE	DRAWING NO.
								R. GARCIA	N. SARIO	B. HAYASHI	AS SHOWN		4 of 16	March 2013	-