

# U.S. DEPARTMENT OF TRANSPORTATION FEDERAL HIGHWAY ADMINISTRATION

REGION	STATE	PROJECT	SHEET NO.	TOTAL SHEETS
	HI	HI A-AD 6(7)	A1	A1

INDEX TO SHEETS	
SHEET	DESCRIPTION
A1	TITLE SHEET
S1	UNDERPASS GENERAL NOTES
S2	UNDERPASS LAYOUT PLAN AND ROADWAY PROFILE GRADE DIAGRAM
S3	UNDERPASS SECTIONS
S4	UNDERPASS PARTIAL PLAN DETAIL AND DEFLECTION DIAGRAM
S5	UNDERPASS SECTIONS AND DETAILS
S6	BRIDGE RAILING ELEVATION SECTION AND DETAILS
S7	METAL GUARDRAIL CONNECTION TO CONCRETE BARRIER
S8	BRIDGE RAILING ELEVATION SECTION AND DETAILS
S9	GRS-IBS WALL GENERAL NOTES
S10	GRS-IBS WALL A PLAN AND PROFILE 01 STA. 95+31.45 TO STA. 96+10.00
S11	GRS-IBS WALL A PLAN AND PROFILE 02 STA. 96+10.00 TO STA. 96+97.58
S12	GRS-IBS WALL B PLAN AND PROFILE 01 STA. 96+99.46 TO STA. 96+10.00
S13	GRS-IBS WALL B PLAN AND PROFILE 02 STA. 96+10.00 TO STA. 95+24.69
S14	GRS-IBS TYPICAL ABUTMENT SECTION
S15	GRS-IBS TYPICAL WING WALL SECTION
S16	GRS-IBS TYPICAL WALL DETAILS

PLANS PREPARED BY:  
**SSFM**  
INTERNATIONAL  
FOR  
U.S. DEPARTMENT OF TRANSPORTATION  
FEDERAL HIGHWAY ADMINISTRATION  
CENTRAL FEDERAL LANDS HIGHWAY DIVISION  
DENVER, COLORADO



APPROVED: \_\_\_\_\_ DATE: \_\_\_\_\_  
DIRECTOR, HAWAII DEPARTMENT OF TRANSPORTATION

APPROVED: \_\_\_\_\_ DATE: \_\_\_\_\_  
DIVISION ENGINEER, CENTRAL FEDERAL LANDS HIGHWAY DIVISION

PLANS FOR PROPOSED

HI A-AD 6(7)

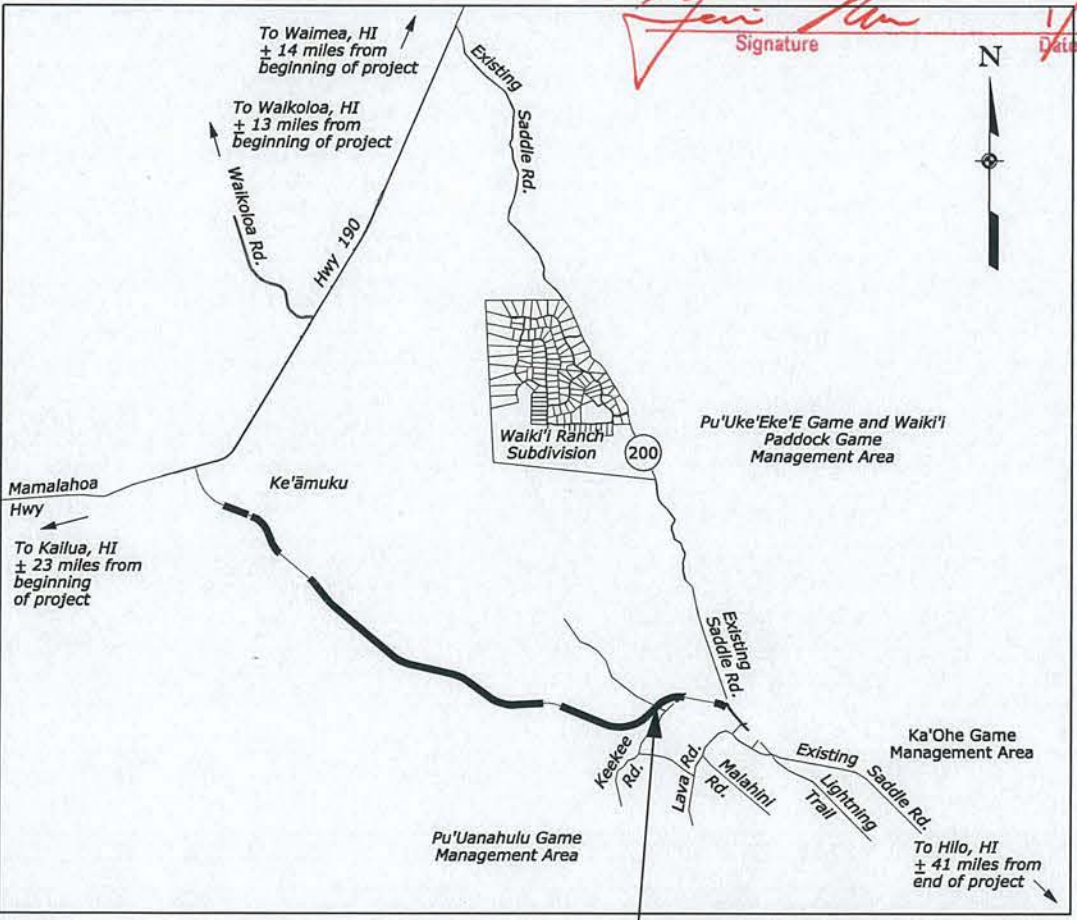
## SADDLE ROAD - WEST SIDE DEFENSE ACCESS ROAD

GRS Bridge Plans

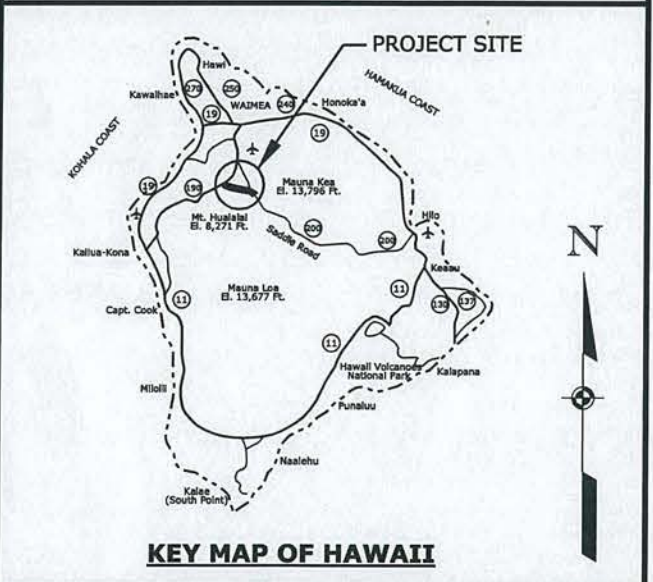
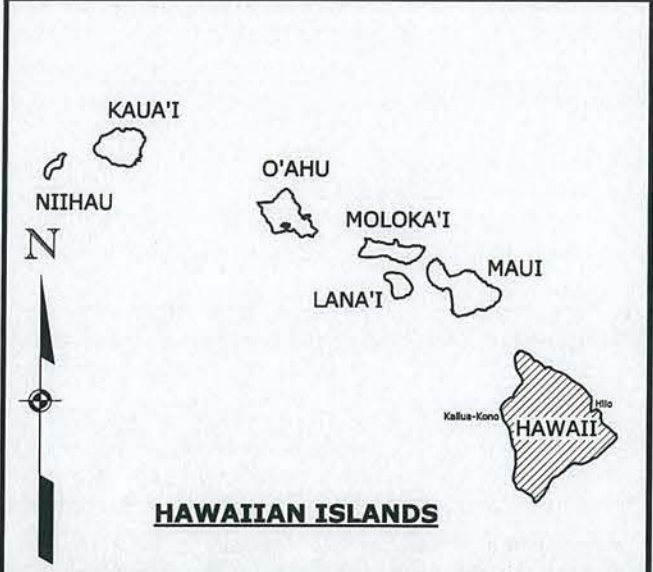
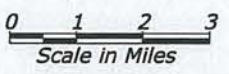
AS-BUILT DRAWINGS/SPECIFICATIONS  
This certifies that the dimensions and details shown on this sheet reflect the dimensions and details and specifications as constructed in the field.

GOODFELLOW BROS., INC.  
Contractor's Name:

Signature: *[Signature]* Date: 1/2/14



**PROJECT SITE**  
SADDLE ROAD UNDERPASS  
STA. 646+95  
STA. 647+80



APPROVED FOR  
CONSTRUCTION

U.S. CUSTOMARY DIMENSIONS:  
Slopes are expressed as RISE:RUN

SPECIFICATIONS:  
"STANDARD SPECIFICATIONS FOR CONSTRUCTION OF ROADS  
AND BRIDGES ON FEDERAL HIGHWAY PROJECTS, FP-03,  
U.S. CUSTOMARY UNITS"

CALL BEFORE YOU DIG:  
Hawaii One-Call  
1-866-423-7287



PROJECT MANAGER	LEAD DESIGNER