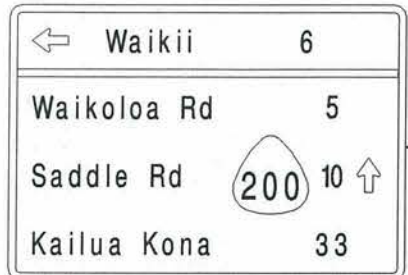



STATE	PROJECT	SHEET NO.	TOTAL SHEETS
HI	HI A-AD 6(7)	T54	T101

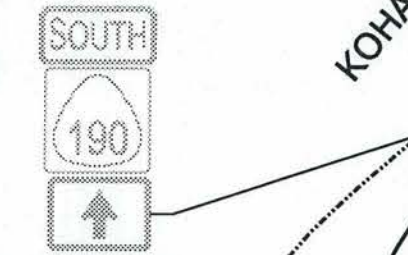


Remove Existing Destination Sign
Special - 18
102"x72"
See Sign Details

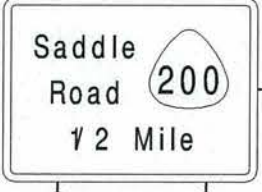


Do Not Disturb
M1-6(200) 24"x24"
Remove
M6-1(L) 21"x15"
Install
M6-3 21"x15"

Do Not Disturb
M1-6(190) 24"x24"
Remove
M3-3 24"x12"
M6-3 21"x15"



Do Not Disturb
M1-6(190) 24"x24"
Remove
M3-3 24"x12"
M6-3 21"x15"




(2) Special - 8
D2-1
66"x48"
See Sign Details



M1-6(200)
24"x24"
M3-2
24"x12"
M6-1 (R)
21"x15"




Remove
M1-6(200)
24"x24"
M2-1
21"x15"




Remove
M1-6(200) 24"x24"
M2-1 21"x15"



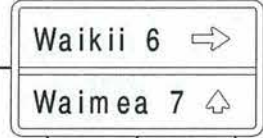
Do Not Disturb
M1-6(190) 24"x24"
M3-1 24"x12"
M6-3 21"x15"



Remove and Reset
M1-6(190) 24"x24"
M3-1 24"x12"
M6-3 21"x15"




Remove
M1-6(200) 24"x24"
M6-1(R) 21"x15"



Remove Existing Destination Sign
Install
Special - 19
D1-2a
66"x36"
See Sign Details

AS-BUILT DRAWINGS/SPECIFICATIONS
This certifies that the dimensions and details shown on this sheet reflect the dimensions and details and specifications as constructed in the field.
GOODFELLOW BROS., INC.
Contractor's Name:
[Signature] 1/2/14
Signature Date



This work was prepared by me or under my supervision
Daniel A. Liddle
Expiration Date of License 4/30/2014

U.S. DEPARTMENT OF TRANSPORTATION
FEDERAL HIGHWAY ADMINISTRATION
CENTRAL FEDERAL LANDS HIGHWAY DIVISION

SADDLE ROAD REGIONAL SIGNING PLAN

Note:
Additional sign removals and relocations to direct traffic to the new Saddle Road will be added following field verification of existing signs.

3/22/2012 6:31:59 AM S:\Tranpro\100013746-SR\HwyDes\Roadway\Sheets_Bid_Package_21T-600\HI SR 200(00)_sppm46.dgn