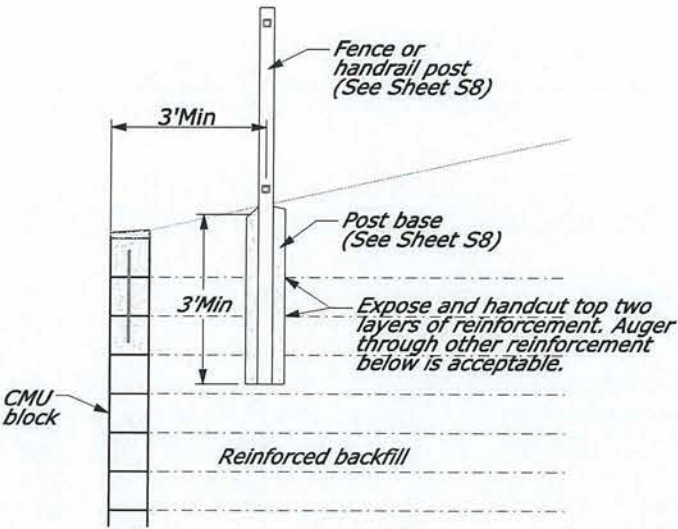
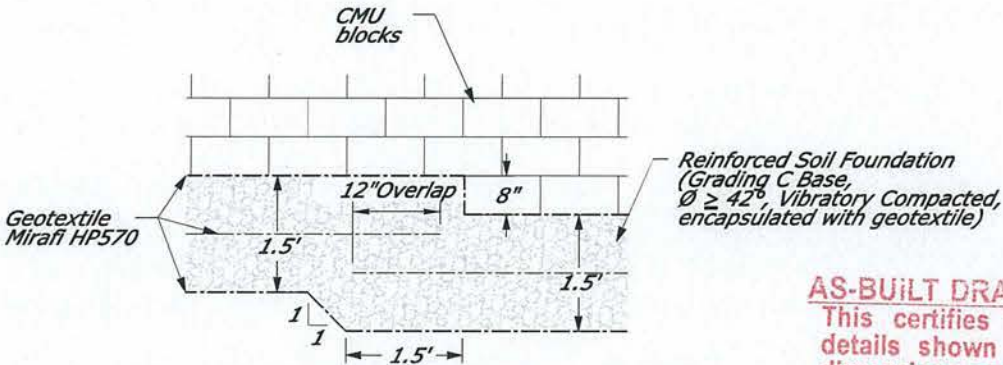


REGION	STATE	PROJECT	SHEET NO.	TOTAL SHEETS
	HI	HI A-AD 6(7)	S16	S16

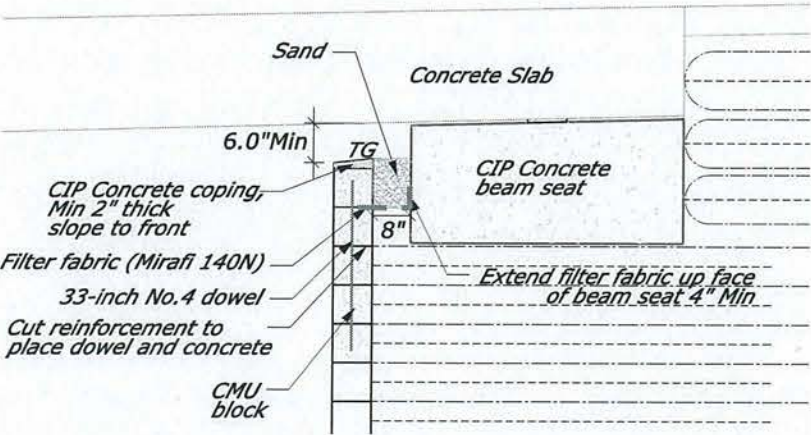


DETAIL A - TYPICAL POST BASE INSTALLATION

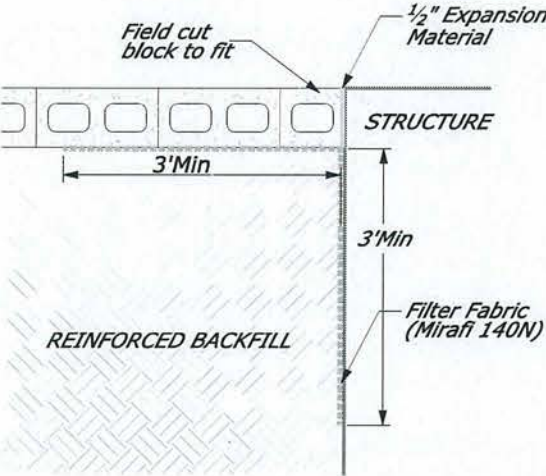


DETAIL B - TYPICAL SINGLE BLOCK STEP

**AS-BUILT DRAWINGS/SPECIFICATIONS**  
 This certifies that the dimensions and details shown on this sheet reflect the dimensions and details and specifications as constructed in the field.  
**GOODFELLOW BROS., INC.**  
 Contractor's Name:  
*[Signature]* 1/2/14  
 Signature Date



DETAIL C - TOP OF ABUTMENT DETAIL



DETAIL D - ABUTMENT TO STRUCTURE DETAIL



THIS WORK WAS PREPARED BY ME OR UNDER MY SUPERVISION.

*[Signature]*  
 SIGNATURE 04/30/14  
 EXPIRATION DATE OF THE LICENSE

U.S. DEPARTMENT OF TRANSPORTATION  
 FEDERAL HIGHWAY ADMINISTRATION  
 CENTRAL FEDERAL LANDS HIGHWAY DIVISION

**GRS-IBS**  
**TYPICAL WALL DETAILS**

APPROVED FOR CONSTRUCTION

NO.	DATE	BY	REVISIONS	NO.	DATE	BY	REVISIONS	DESIGNED BY	DRAWN BY	CHECKED BY	SCALE	BRIDGE DRAWING	DATE	DRAWING NO.
								J.ARTHURS	H.SIDERS	H.H.CHIANG	NOT TO SCALE	16 of 16	MARCH 2013	-

**GROUND**  
 ENGINEERING CONSULTANTS