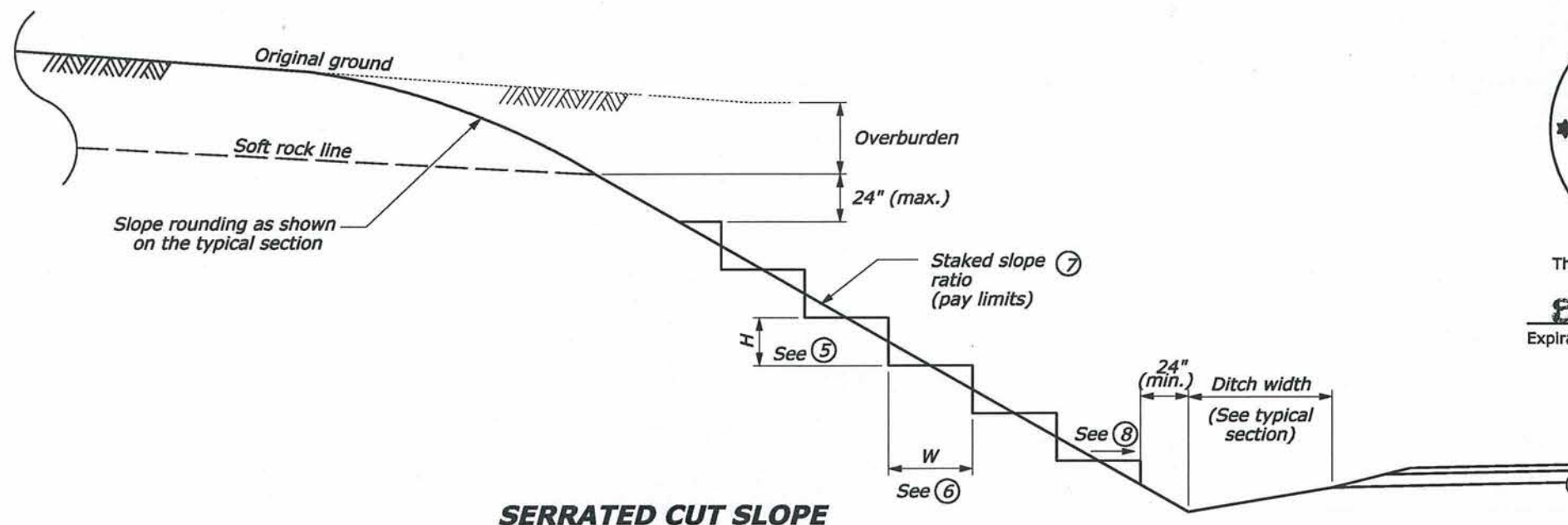


| STATE | PROJECT      | SHEET NO. | TOTAL SHEETS |
|-------|--------------|-----------|--------------|
| HI    | HI A-AD 6(7) | F1        | F2           |



This work was prepared by me or under my supervision  
*Daniel A. Liddle*  
Expiration Date of License 4/30/2014

#### NOTE:

- ① Benching is not required for ground sloped at 1:3 or flatter.
- ② Remove topsoil and surface debris.
- ③ Bench into existing slope as necessary to meet minimum bench height requirements shown on the detail and a minimum bench width of 12'.
- ④ Bench into existing slope as necessary to meet minimum bench height requirements shown on the detail.
- ⑤ H = Height of step variable (24" normal).
- ⑥ W = Width of step = (height of step) x (staked slope ratio).
- ⑦ Slopes 1:2 or flatter will not be serrated.
- ⑧ Outslope all benches to drain.
- ⑨ Contractor is responsible for the slope stability of temporary cuts.
- ⑩ Furrow ditches may be used at locations other than at the top of cuts, but will be of the same general shape and dimensions.
- ⑪ Embankment benching will not be measured for payment.
- ⑫ Slope serrating will not be measured for payment.

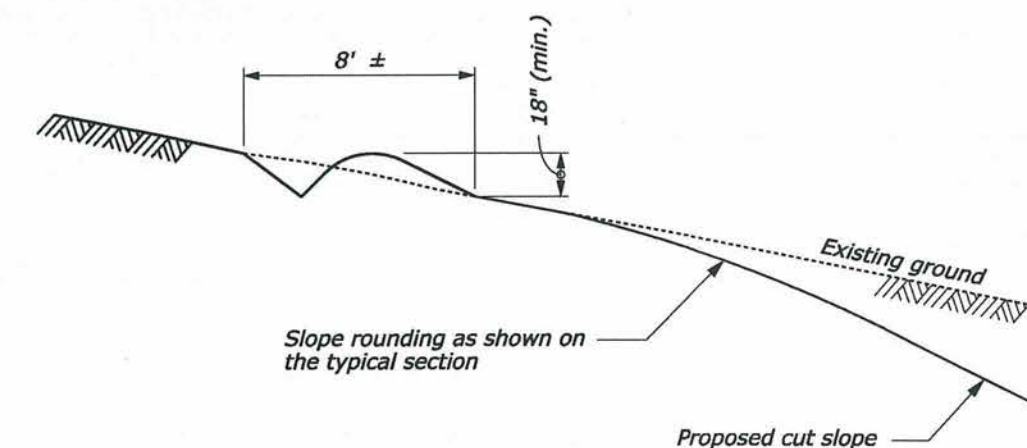
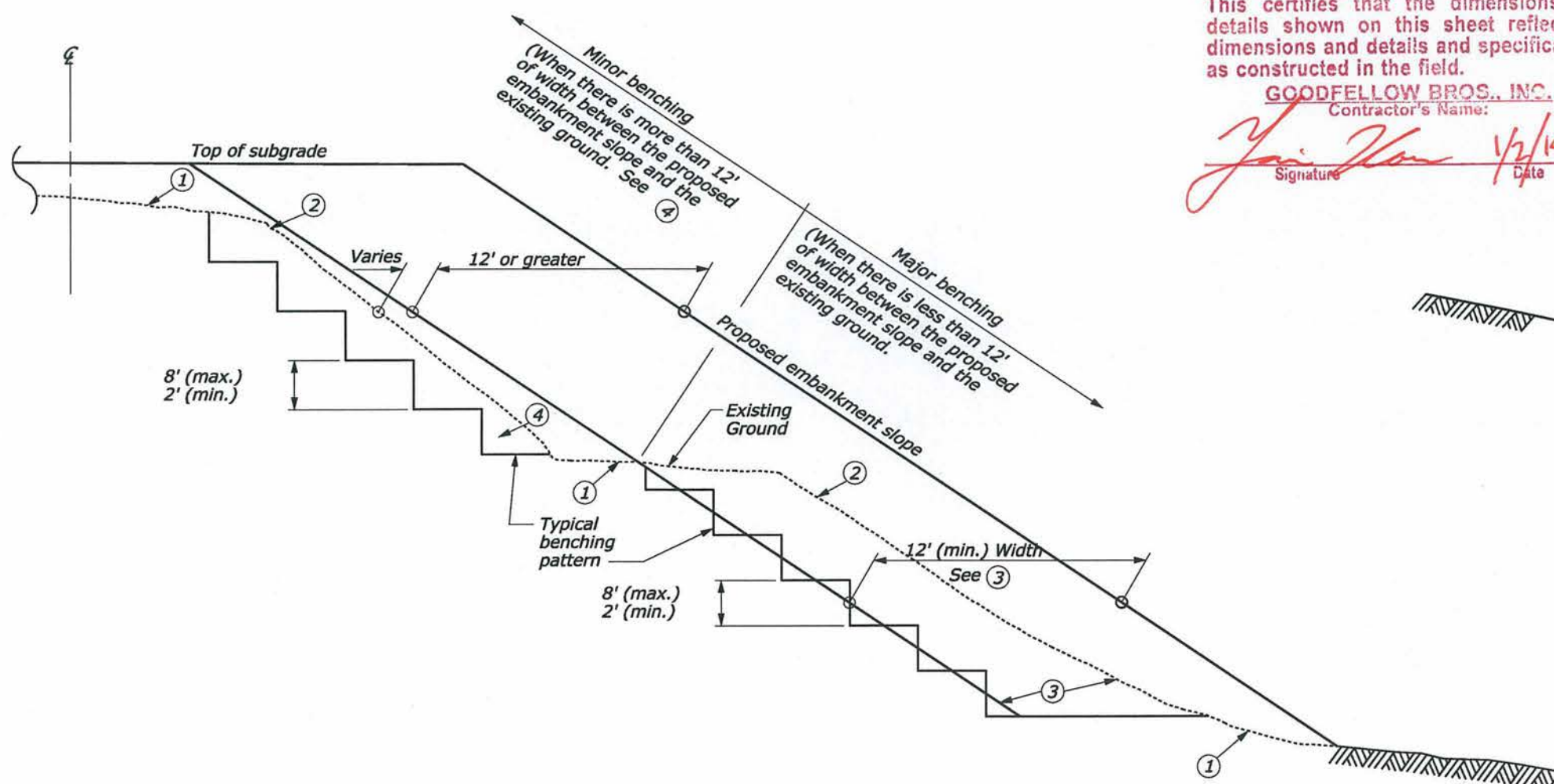
#### AS-BUILT DRAWINGS/SPECIFICATIONS

This certifies that the dimensions and details shown on this sheet reflect the dimensions and details and specifications as constructed in the field.

**GOODFELLOW BROS., INC.**

Contractor's Name:

*[Signature]* 1/2/14  
Signature Date



#### EMBANKMENT BENCHING

#### FURROW DITCH

U.S. DEPARTMENT OF TRANSPORTATION  
FEDERAL HIGHWAY ADMINISTRATION  
CENTRAL FEDERAL LANDS HIGHWAY DIVISION

U.S. CUSTOMARY SPECIAL

#### EMBANKMENT BENCHING, SERRATED CUT SLOPE, AND FURROW DITCH

DETAIL APPROVED FOR USE 07/2004

REVISED: 08/2006

DETAIL

C204-50

NO SCALE