

STATE	PROJECT	SHEET NO.	TOTAL SHEETS
HI	HI A-AD 6(7)	T99	T101

AS-BUILT DRAWINGS SPECIFICATION 10  
 This certifies that the dimensions and details shown on this sheet reflect the dimensions and details and specifications as constructed in the field.

GOFFELLOW BROS., INC.  
 Contractor's Name:

*John Doe* 1/2/14  
 Signature Date

 CW20-1Ad 48"x48"	 CW20-1 48"x48"	 CW20-1a 48"x48"	 CW20-2d 48"x48"	 CW20-3b 48"x48"	 CW20-4d 48"x48"	 CW20-5d(L) 48"x48"	 CW20-7a 36"x36" 24"x18" CW20-7a-A 48"x48" 24"x18"	
 CW21-1 36"x36" CW21-1-A 48"x48"	 CW21-2 30"x30"	 CW21-3 36"x36"	 CW21-5 30"x30" CW21-5-A 48"x48"	 CW21-8 30"x30"	 CW22-1b 48"x48"	 CW22-2 48"x36"	 CW22-3 42"x36"	
 CW8-6 36"x36"	 CW23-2b 48"x48"	 CW23-3(R) 48"x48"	 CG20-1A(5) 60"x24"	 CG20-2A 48"x24"	 CG20-4 36"x18"	 CM4-8(R) 30"x24"	 CM4-10(R) 48"x18"	
 R9-8 36"x18"	 R9-9 24"x12"	 R9-10 24"x12"	<p><b>GENERAL NOTES</b></p> <ol style="list-style-type: none"> <li>Sign details shall conform to the latest editions of FHWA publications "Manual on Uniform Traffic Control Devices for Streets and Highways", "Standard Alphabets for Highway Signs" and "Standard Highway Signs", and as amended.</li> <li>All construction signs shall be reflectorized.</li> <li>All construction signs shall have 3/8" bolt holes drilled at appropriate locations.</li> <li>Numerals in ( ) indicate numerals to be inserted for sign message. (R) or (L) indicates right or left.</li> <li>For "CW" series signs, suffixes a,b,c and d are as follows: a-1500 Ft., b-1000 Ft., c-500 Ft. and d-AHEAD.</li> </ol>				<p>STATE OF HAWAII          DEPARTMENT OF TRANSPORTATION          HIGHWAYS DIVISION  <b>STANDARD PLAN TE-07</b>          CONSTRUCTION SIGNS</p>	
 R9-11 24"x12"	 R9-11a 24"x12"							

00/00/00	X	
DATE	REVISION	APP'D.

STANDARD PLAN TE-07 07/11/08



This work was prepared by me or under my supervision  
*Daniel A. Liddle*  
 Expiration Date of License 4/30/2014

U.S. DEPARTMENT OF TRANSPORTATION  
 FEDERAL HIGHWAY ADMINISTRATION  
 CENTRAL FEDERAL LANDS HIGHWAY DIVISION

U.S. CUSTOMARY SPECIAL  
**(HDOT STD TE-07)**  
**CONSTRUCTION SIGNS**

SPECIAL  
 635-A

3/21/2012 3:04:18 PM S:\Tranprof\100013746-SR\HwyDes\Roadwy\Sheets\_Bld\_Package\_217-600\HI SR 200(00)\_esp635-A.dgn

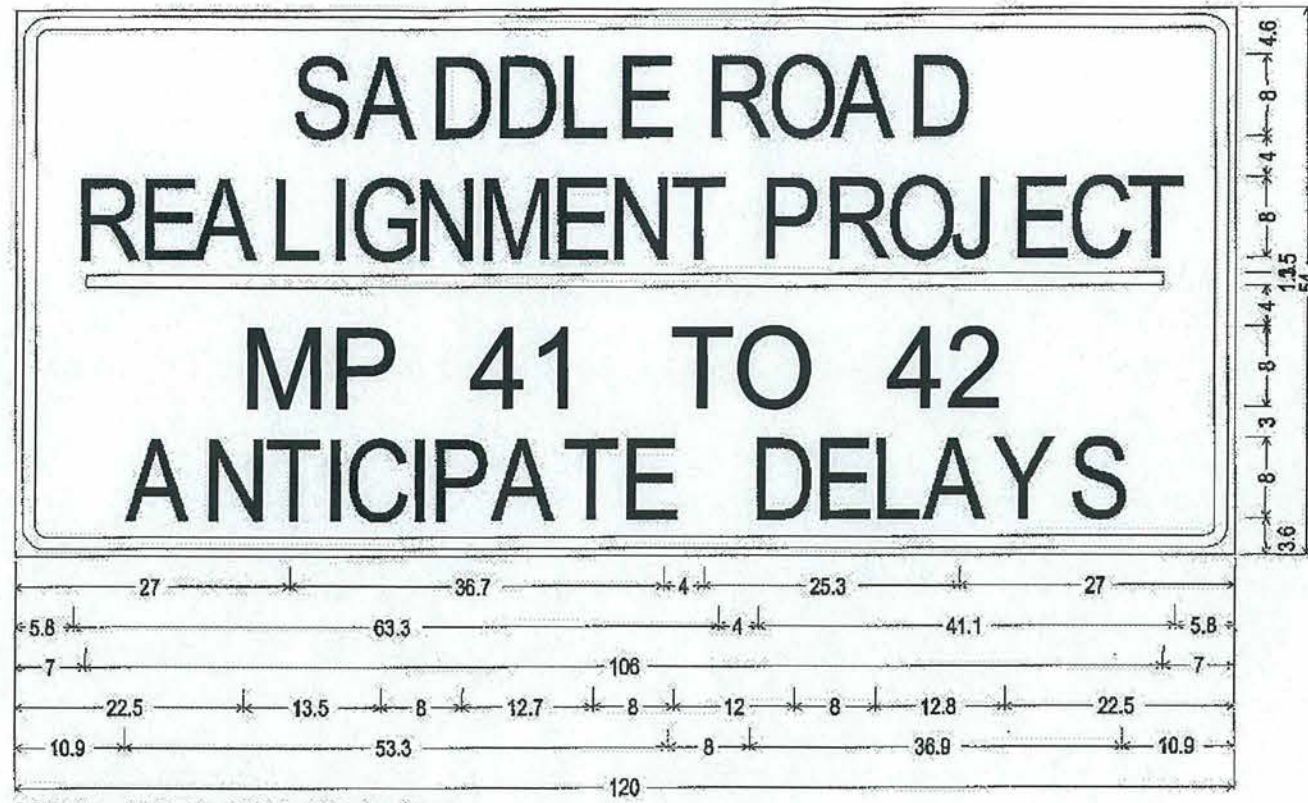
STATE	PROJECT	SHEET NO.	TOTAL SHEETS
HI	HI A-AD 6(7)	T100	T101

**AS-BUILT DRAWING**


This certifies that the dimensions and details shown on this sheet reflect the dimensions and details and specifications as constructed in the field.

**GOODFELLOW BROS., INC.**  
Contractor's Name:

*John Kan* 1/2/14  
Signature Date



3.0" Radius, 1.3" Border, 0.8" Indent, Black on Orange;  
[SADDLE ROAD] D 50} spacing; [REALIGNMENT PROJECT] D 50} spacing; [MP 11 TO 19] D;  
[ANTICIPATE DELAYS] D 50} spacing;



3.0" Radius, 1.3" Border, 0.8" Indent, Black on Orange;  
[MAMALAHOA HIGHWAY] D 50} spacing; [WIDENING PROJECT] D 50} spacing; [MP 13 TO 15] D; [ANTICIPATE DELAYS] D 50} spacing;

**Note:**  
These are existing signs as advertised under project HI A-AD 6(6).  
Confirm with CO that signs exist at the following locations: one sign at the existing Saddle Road-Hwy 190 intersection, both directions and at the two streets that intersect 190 on both sides of the new construction.  
Contractor shall maintain these signs for the duration of the project.  
No payment will be made for this maintenance, it shall be subsidiary to the project.



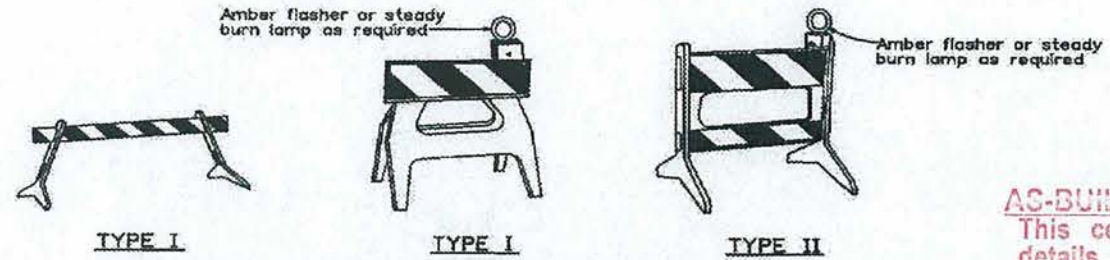
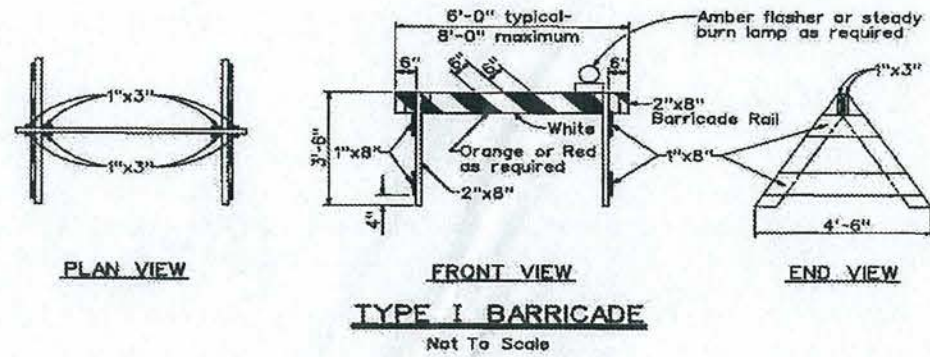
This work was prepared by me or under my supervision  
*Daniel A. Liddle*  
Expiration Date of License 4/30/2014

U.S. DEPARTMENT OF TRANSPORTATION FEDERAL HIGHWAY ADMINISTRATION CENTRAL FEDERAL LANDS HIGHWAY DIVISION	
U.S. CUSTOMARY SPECIAL	
<b>SADDLE ROAD CONSTRUCTION SIGN</b>	
SPECIAL 635-B	

**SADDLE ROAD REALIGNMENT PROJECT  
CONSTRUCTION SIGN**

S:\Tranpro\100013746-SR Hwy Des\Drawings\Sheets\_Bld\_Package\_2\T-600\HI SR 200(00)\_esp635-B.dgn 3/21/2012 3:05:05 PM

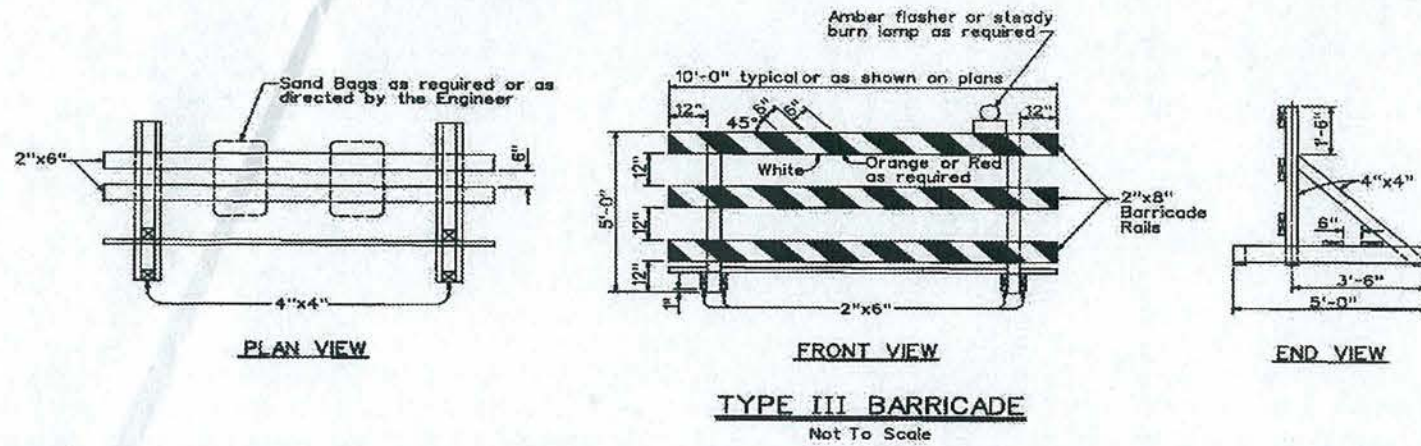
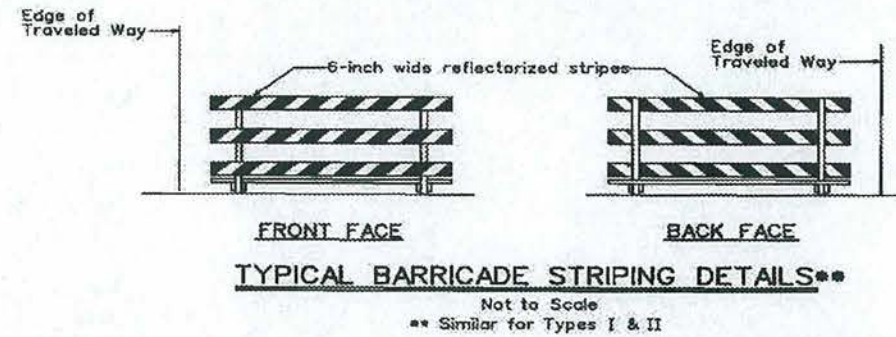
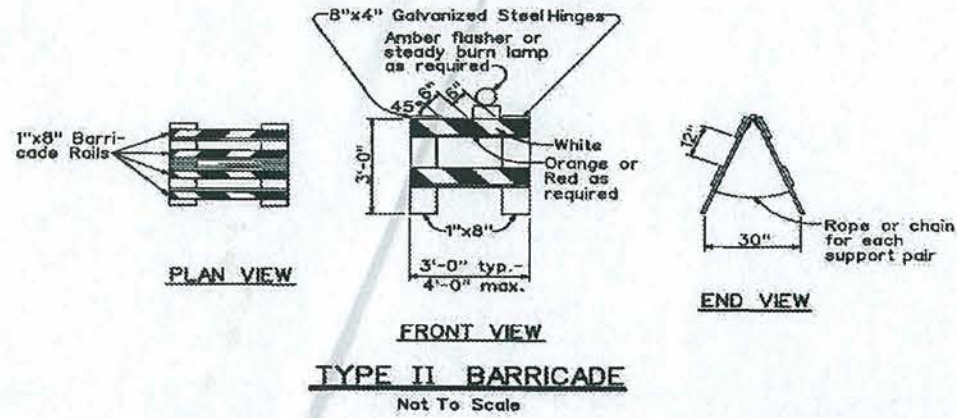
STATE	PROJECT	SHEET NO.	TOTAL SHEETS
HI	HI A-AD 6(7)	T101	T101



**AS-BUILT DRAWINGS/SPECIFICATIONS**  
This certifies that the dimensions and details shown on this sheet reflect the dimensions and details and specifications as constructed in the field.

**GOODFELLOW BROS., INC.**  
Contractor's Name:

*Jim Lan* 4/2/14  
Signature Date



**GENERAL NOTES**

1. The front and back faces of each barricade rail shall be reflectorized with stripes sloping downward toward the same side (traveled way) of each barricade.
2. Contractor may submit alternate barricade designs for approval.
3. Sandbags or other approved weights shall not be placed on top of any striped rail.
4. The Contractor is directed to Section 645 - Work Zone Traffic Control.

00/00/00	X	
DATE	REVISION	APP'D.

STATE OF HAWAII  
DEPARTMENT OF TRANSPORTATION  
HIGHWAYS DIVISION  
**STANDARD PLAN TE-45**  
**BARRICADES**



This work was prepared by me or under my supervision  
*Daniel A. Liddle*  
Expiration Date of License 4/30/2014

**STANDARD PLAN TE-45 07/11/08**

U.S. DEPARTMENT OF TRANSPORTATION  
FEDERAL HIGHWAY ADMINISTRATION  
CENTRAL FEDERAL LANDS HIGHWAY DIVISION  
U.S. CUSTOMARY SPECIAL  
**(HDOT STD TE-45)**  
**BARRICADES**  
SPECIAL  
635-C