

FED. ROAD DIST. NO.	STATE	PROJ. NO.	FISCAL YEAR	SHEET NO.	TOTAL SHEETS
HAWAII	HAWAII	190B-01-09M	2010	34	54

LEGEND

4 each Type A Raised Pavement Markers  
Type C Raised Pavement Markers @ 40'-0" o.c.

4 each Type J Raised Pavement Markers  
Type D Raised Pavement Markers @ 40'-0" o.c.

8" White Stripe with Type C Raised Pavement Markers  
@ 20'-0" o.c. (Thermoplastic Extrusion)

4" Double Solid Yellow with Type D Raised Pavement  
Markers @ 20'-0" o.c. (Thermoplastic Extrusion)

4" Double Solid Yellow Stripes with Type H Raised  
Pavement Markers @ 20'-0" o.c. (Thermoplastic Extrusion)

4" Yellow Edge Stripe with Type H Raised Pavement  
Markers @ 40'-0" o.c. (Thermoplastic Extrusion)

4" Double Solid White Stripes with Type C Raised Pavement  
Markers @ 20'-0" o.c. (Thermoplastic Extrusion)

Lane Change Restriction Marking  
4 each Type A Raised Pavement Markers  
Type C Raised Pavement Markers @ 20'-0" o.c.  
4" White Stripe (Thermoplastic Extrusion)

4" or 8" White Edge Stripe with Type C Raised Pavement  
Markers @ 40'-0" o.c. (Thermoplastic Extrusion)

4" White Guide Lines (Thermoplastic Extrusion  
except for bus bays)

Transverse Median Marking (Thermoplastic Extrusion)

Transverse Shoulder Marking (Thermoplastic  
Extrusion)

Channelizing Island or Deceleration Lane Gore  
(Thermoplastic Extrusion)

②  
Crosswalk and Stop Line. All Stop Lines shall be  
10'-0" from Crosswalk unless otherwise noted. The  
circled number indicates the number of lanes for  
payment (Thermoplastic Extrusion)

↶  
Pavement Arrow (Thermoplastic Extrusion)

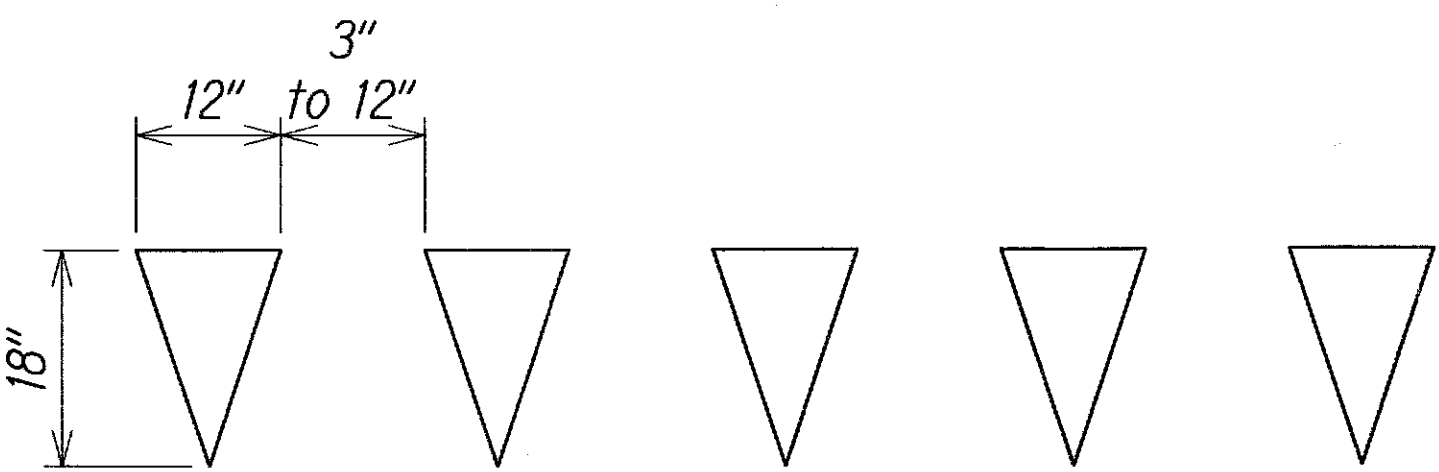
STOP  
Pavement Word (Thermoplastic Extrusion)

4 Each Type J Raised Pavement Markers  
Type D Raised Pavement Markers @ 40'-0" o.c.  
Type H Raised Pavement Markers (Reflective  
Surface facing no-passing direction)  
4" Single Solid Yellow Stripe (Thermoplastic Extrusion)

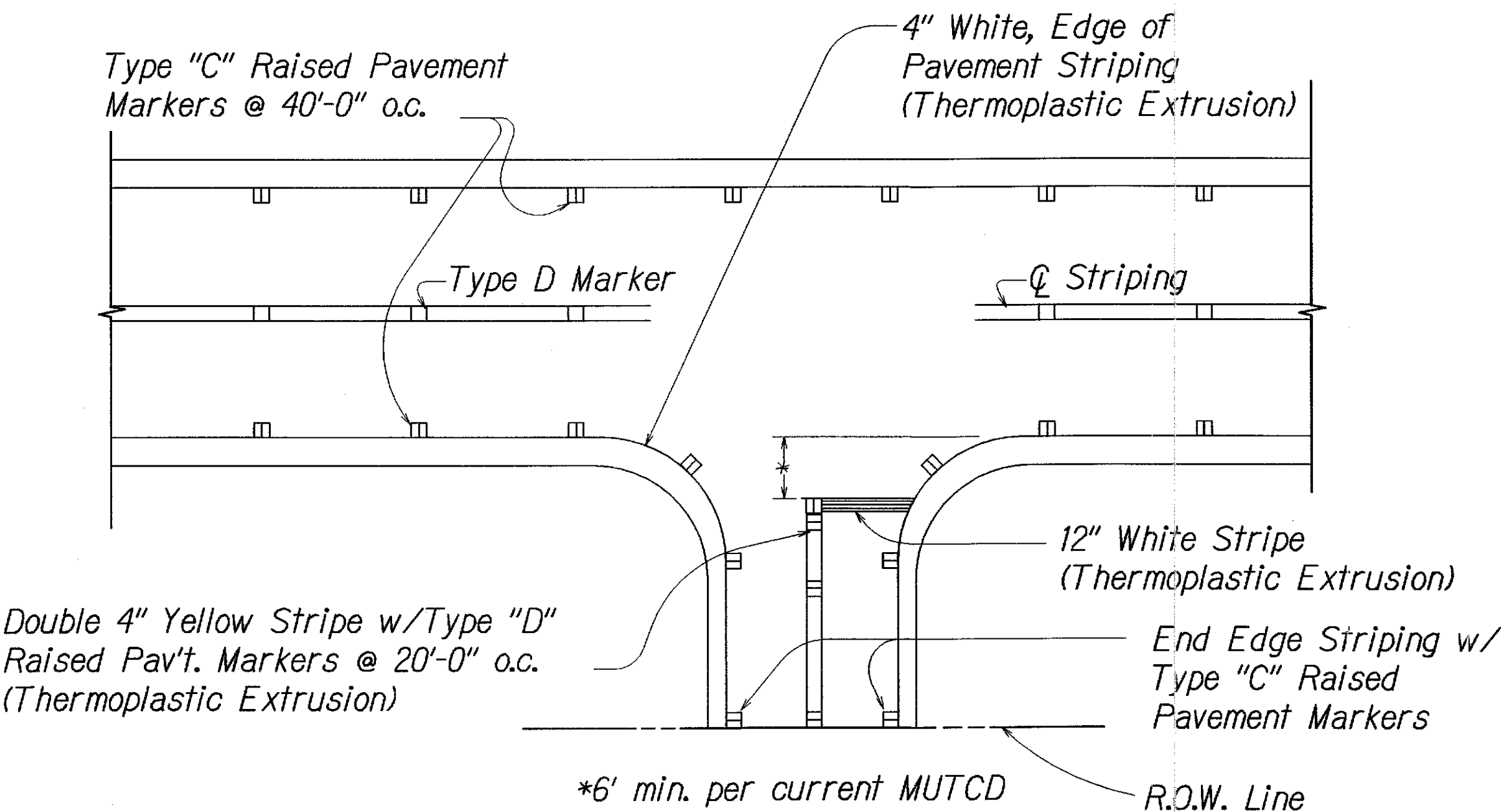
Extension of Edge Line, 4" Wide x 2'-0" Long White  
Stripe @ 10'-0" o.c. w/Type C Markers @ 40'-0" o.c.  
(Thermoplastic Extrusion)

NOTES

- Layout of pavement markings and striping shall be done by the Contractor and approved by the Engineer prior to any installation work.
- Existing pavement markings not incorporated in the final traffic pattern shall be removed as directed by the Engineer. Costs shall be incidental to the various pavement marking items.
- Raised pavement markers shall not be installed within crosswalks.
- Final locations of all Stop Lines shall be approved by the Engineer prior to installation.
- All pavement striping shall be as noted on the legend or plans.
- The Contractor shall erect at the beginning of the project and at the end of the project advance construction warning signs placed as indicated on the plans or as directed by the Engineer for the duration of the highway project and shall be maintained by the Contractor. These signs shall be placed in addition to the required traffic control signs called for in Section 645 - Traffic Control. The advance construction warning signs shall be new and become the property of the State. The Contractor shall remove, clean, and deliver the signs and posts to the Hilo Baseyard, or as directed by the Engineer, upon the completion of the project.




TYPICAL YIELD LINE LAYOUT FOR STREETS AND HIGHWAYS  
Not to Scale



TYPICAL EDGE OF PAVEMENT MARKING  
Not to Scale

SURVEY PLOTTED BY	DATE
DESIGNED BY	
NOTED BY	
CHECKED BY	
ORIGINAL PLAN	
NOTE BOOK	
QUANTITIES BY	
CHECKED BY	
No.	



This work was prepared by me or under my supervision

Chad M. McDonald  
MITSUNAGA & ASSOCIATES, INC. EXP. DATE 4/30/2012  
NOTE: Contractor to check and verify dimensions of job before proceeding with work.

STATE OF HAWAII  
DEPARTMENT OF TRANSPORTATION  
HIGHWAYS DIVISION

**PAVEMENT MARKINGS**

**LEGEND, DETAILS & NOTES**

**MAMALAHOA HIGHWAY RESURFACING**

**Kaupulehu to Makalei Road**

**Project No. 190B-01-09M**

Scale: As Noted Date: May 2010

SHEET No. **C-32** OF **54** SHEETS

34