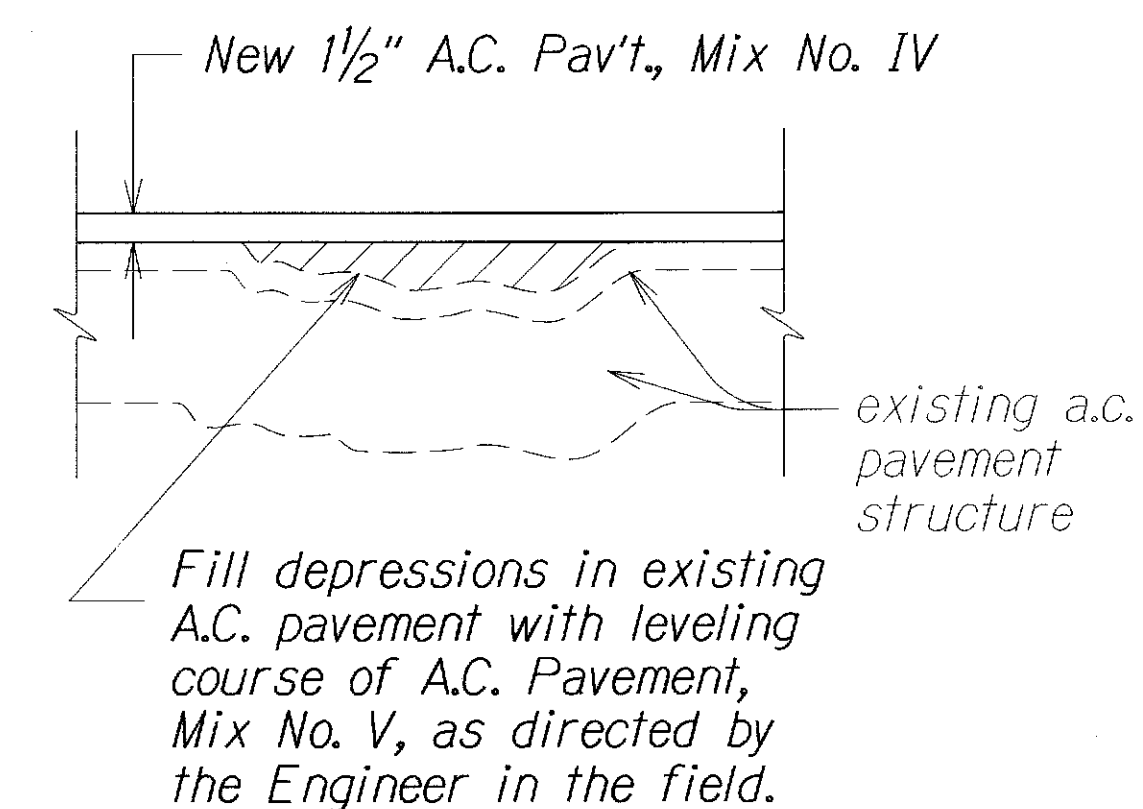
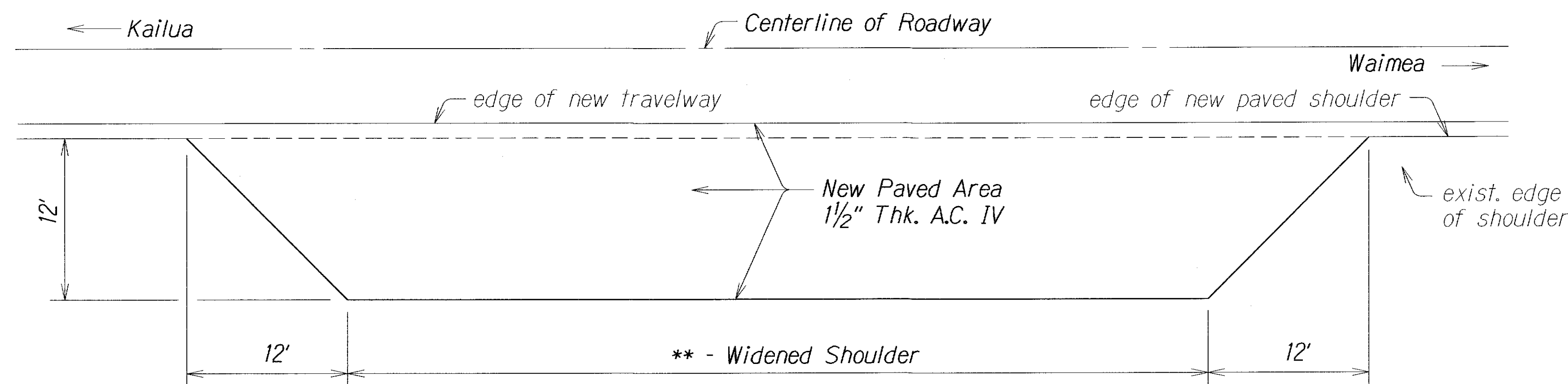
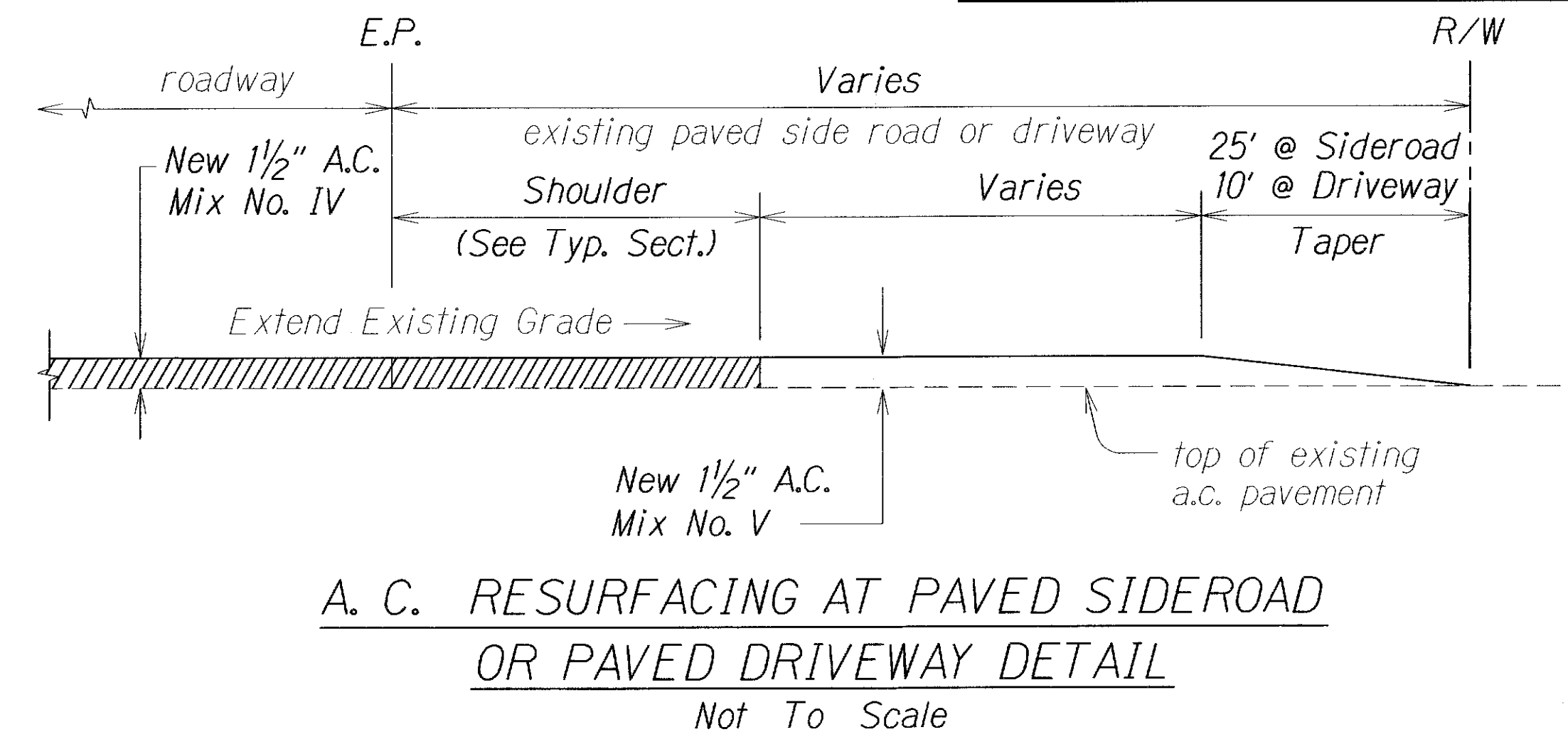
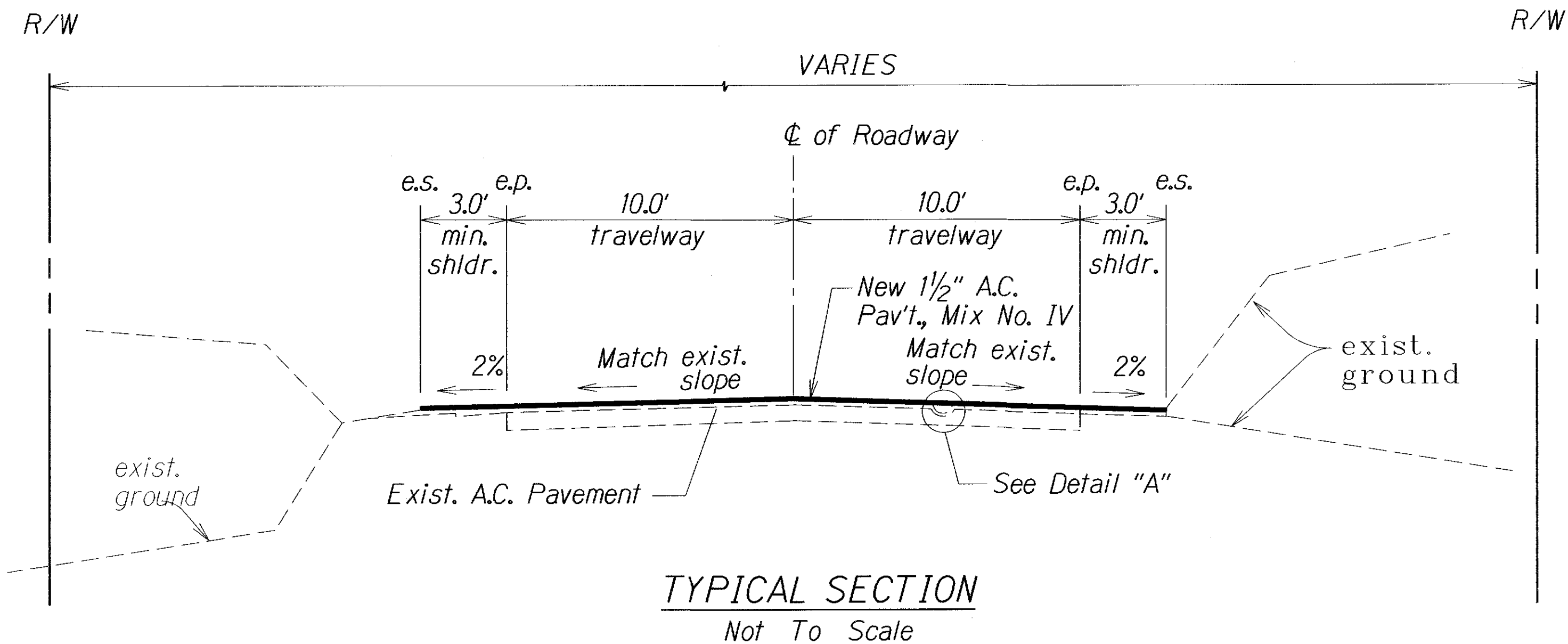
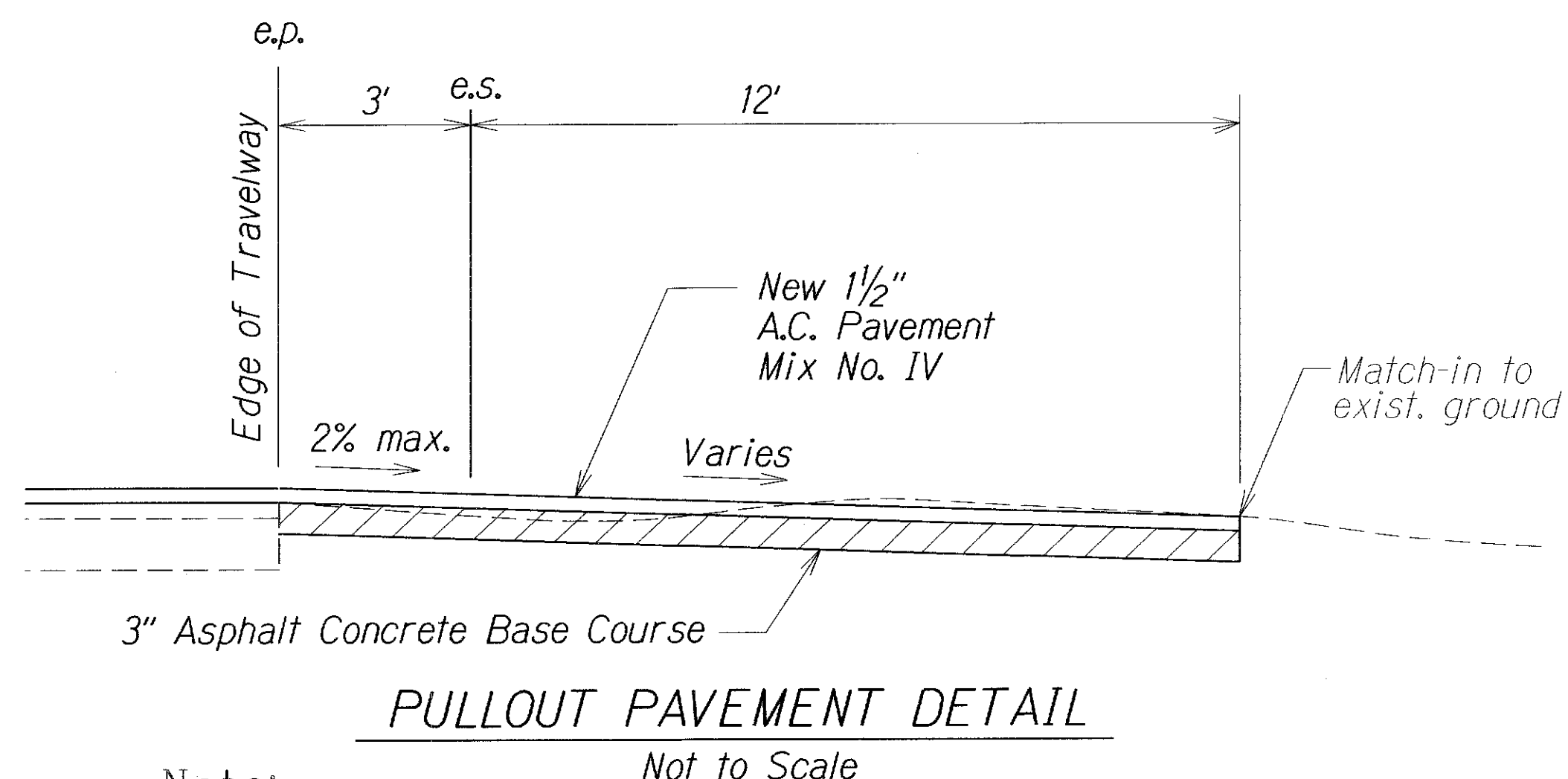
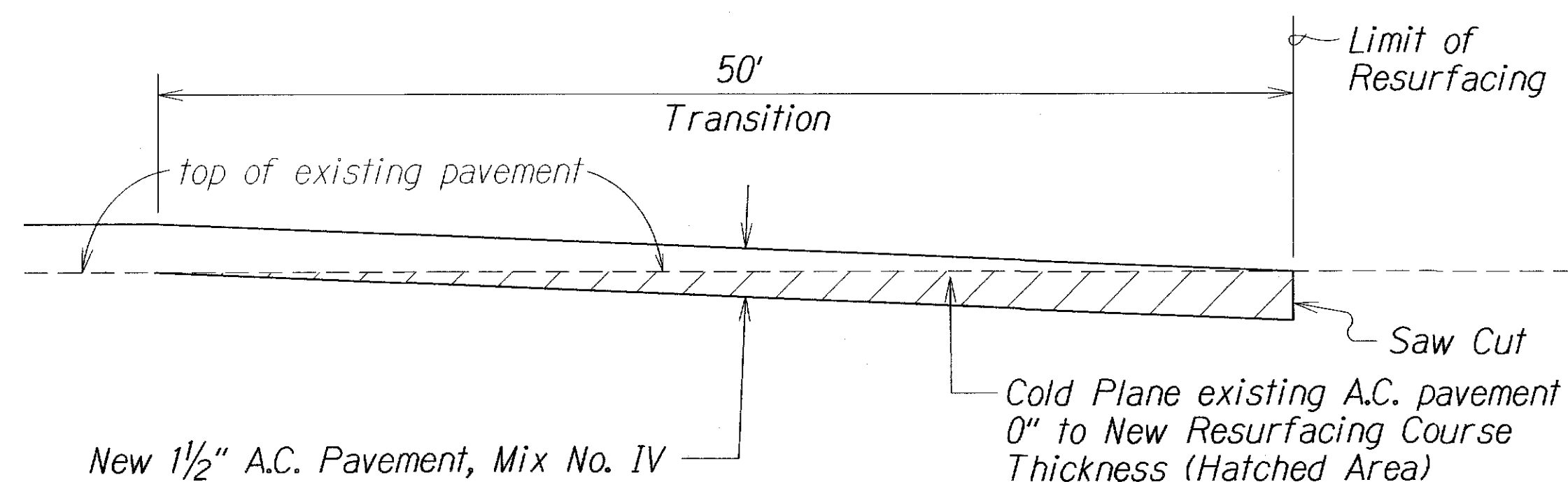


FED. ROAD DIST. NO.	STATE	PROJ. NO.	FISCAL YEAR	SHEET NO.	TOTAL SHEETS
HAWAII	HAW.	190BC-02-06M	2006	7	26



NOTE:

Sta. 551+80 Lt. to Sta. 553+25 Lt. ** 121 ft.
Sta. 573+50 Rt. to Sta. 575+50 Rt. ** 176 ft.
Sta. 628+40 Rt. to Sta. 629+50 Rt. ** 110 ft. 86 ft.
Sta. 380+50 Rt. to Sta. 382+90 Rt. **240 ft.
Sta. 440+80 Lt. to Sta. 442+25 Lt. ** 245 ft.
Sta. 495+00 Rt. to Sta. 495+90 Rt. **90 ft.
Sta. 515+35 Lt. to Sta. 516+35 Lt. **100 ft.



Note:
As directed by the Engineer, the Contractor shall apply AC Mix V as a leveling course at designated pullout areas before applying AC Mix IV.

LEGEND FOR AS-BUILT POSTINGS	
	Squiggly line for as-built deletion
	Double line for as-built deletion
Roadway	Text for as-built posting



STATE OF HAWAII DEPARTMENT OF TRANSPORTATION HIGHWAYS DIVISION	
TYPICAL SECTION AND DETAILS	
MAMALAHOA HIGHWAY PAVEMENT PREVENTIVE MAINTENANCE PU'UWA'AWA RANCH TO PU'UANAHULU PROJECT NO. 190BC-02-06M	
Scale: As Shown	Date: April, 2006
SHEET No. 1 OF 1 SHEETS	

FED. ROAD DIST. NO.	STATE	PROJ. NO.	FISCAL YEAR	SHEET NO.	TOTAL SHEETS
HAWAII	HAW.	190BC-02-06M	2006	7 S-1	26

Notes:

1. The Contractor shall grade and compact with on-site windrowed cold-planed materials all 1-1/2" dropoffs along the edge of the shoulders. This work shall be incidental to Pay Item 401.0400 - Asphalt Concrete Pavement Mix No. IV.
2. Should there be insufficient cold-planed material for compacting and grading the edge of shoulder, the Contractor will use AC Mix V as directed by the Engineer. This work shall be incidental to Pay Item 401.0500 - Asphalt Concrete Pavement, Mix No. V.
3. The Contractor shall maintain a slope not to exceed 16.7% at the edge of shoulder at all times.
4. The Contractor shall pave 3 feet of shoulder as required on the plans. In areas where existing paved shoulder exceeds 3 feet, the Contractor shall be required to pave more than 3 feet up to the existing edge of shoulder. In some areas where the existing paved shoulder cannot be more than 3 feet, the Contractor shall be required to pave up to the existing edge of shoulder as directed by the Engineer. This work shall be incidental to Pay Item 401.0400 - Asphalt Concrete Pavement, Mix No. IV.

LEGEND FOR
AS-BUILT POSTINGS

	Squiggly line for as-built deletion
	Double line for as-built deletion
Roadway	Text for as-built posting

STATE OF HAWAII
DEPARTMENT OF TRANSPORTATION
HIGHWAYS DIVISION
**TYPICAL SECTION AND
DETAILS**

MAMALAHOA HIGHWAY
PAVEMENT PREVENTIVE MAINTENANCE
PUUWA'AWA RANCH TO PU'UANAHULU
PROJECT NO. 190BC-02-06M

Scale: As Shown Date: April, 2006
SHEET No. 1A OF 1 SHEETS

Note: This tracing prepared during "As-Built" posting.

"AS-BUILT"

7 S-1