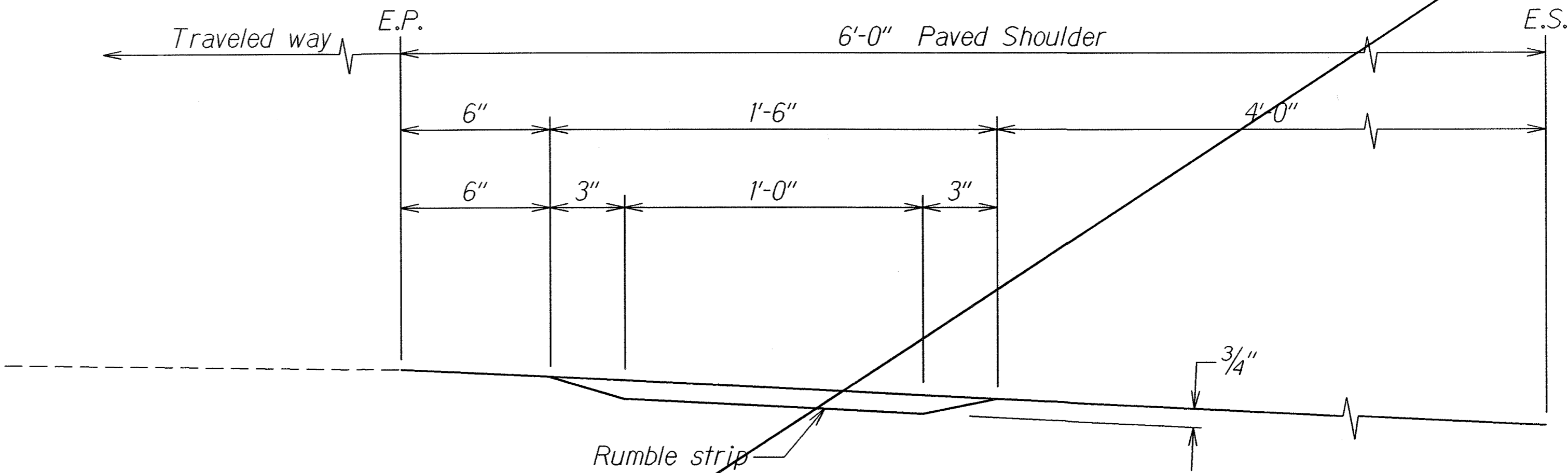


FED. ROAD DIST. NO.	STATE	PROJ. NO.	FISCAL YEAR	SHEET NO.	TOTAL SHEETS
HAWAII	HAW.	130B-01-07	2007	25	29

NOTES :

- Rumble Strip depressions must be placed after Breakdown Rolling, with Finish Rolling done after Rumble Strip Rolling but not on depressions unless otherwise directed by the Engineer.
- Rolling for Rumble Strip depressions shall be done when temperature of asphalt is about 180° F (when fines just stick to the palm of hand). Discontinue rolling if mat begins to tear. The rolling of depressions or the stopping of rolling process shall be done in accordance to the the preceding requirements unless otherwise directed by the Engineer.
- Priority is to complete full Breadown Rolling in order to achieve the required density. Full depth depression is a secondary consideration unless otherwise directed by the Engineer.
- The method of constructing the Rumble Strip depressions shall be submitted to the Engineer for acceptance prior to the actual work.
- The construction of the the Shoulder Rumble Strip including the fabrication of the grooving apparatus and 6"white stripe, shall be considered incidental to Asphalt Concrete Pavement, Mix No. IV and will not be paid for separately.
- Extent of Rumble Strip shall be both shoulders on Kea'au-Pahoa Road.

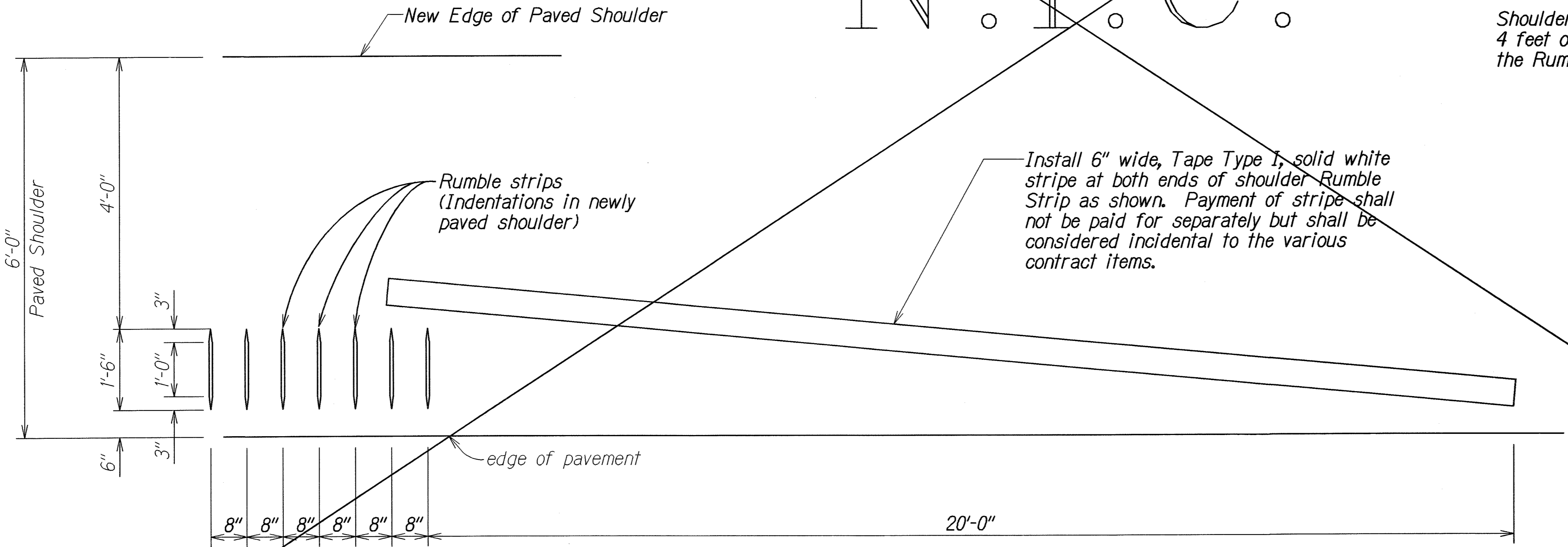


LONGITUDINAL SECTION - RUMBLE STRIP

Scale: 3"=1'-0"

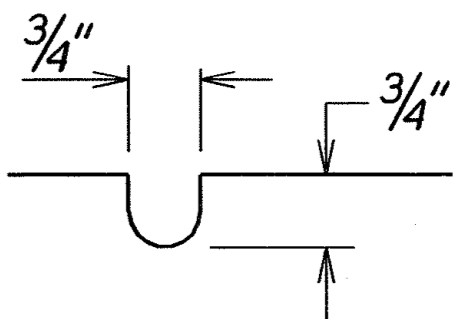
NOTE:

Shoulder Rumble Strips should not be used unless approximately 4 feet of clear shoulder width for bicycle use is available between the Rumble Strips and the outer edge of the paved shoulder.



PLAN

Scale: 3/4"=1'-0"



SECTION - RUMBLE STRIP

Scale: 6"=1'-0"

DESIGNED BY	DATE
DRAWN BY	
CHECKED BY	
IN CHARGE	
NOTE BOOK	
REVISIONS	
NO.	

STATE OF HAWAII
DEPARTMENT OF TRANSPORTATION
HIGHWAYS DIVISION

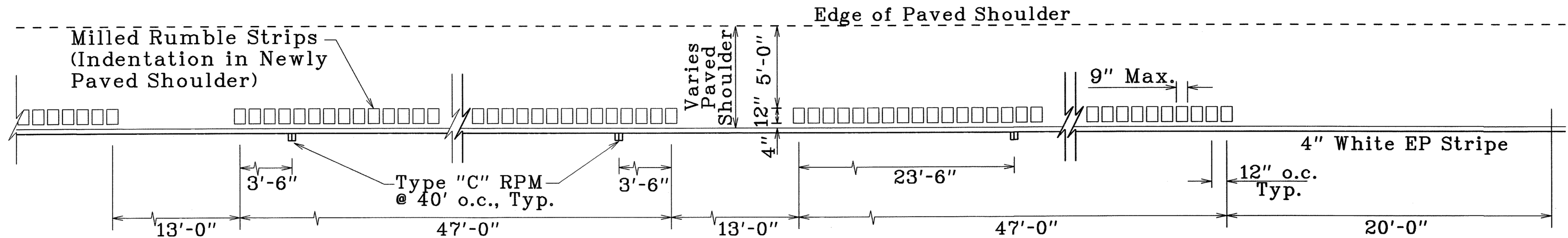
**SHOULDER RUMBLE STRIP
DETAILS AND NOTES**

KEA'AU-PAHOA ROAD
HIGHWAY ACCESS IMPROVEMENTS
Maku'u Farmer's Market
Project No. 130B-01-07

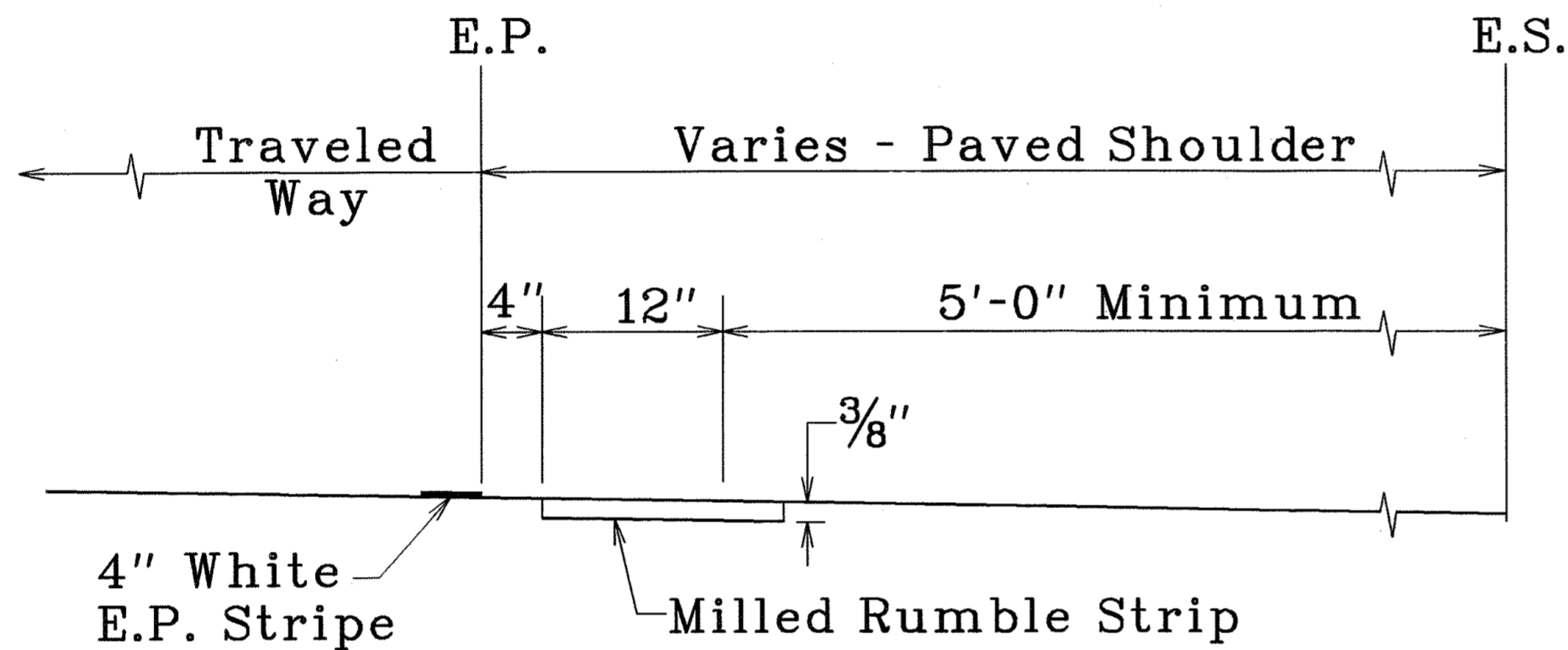
Scale: As Noted Date: March 2007

SHEET No. 1 OF 1 SHEETS

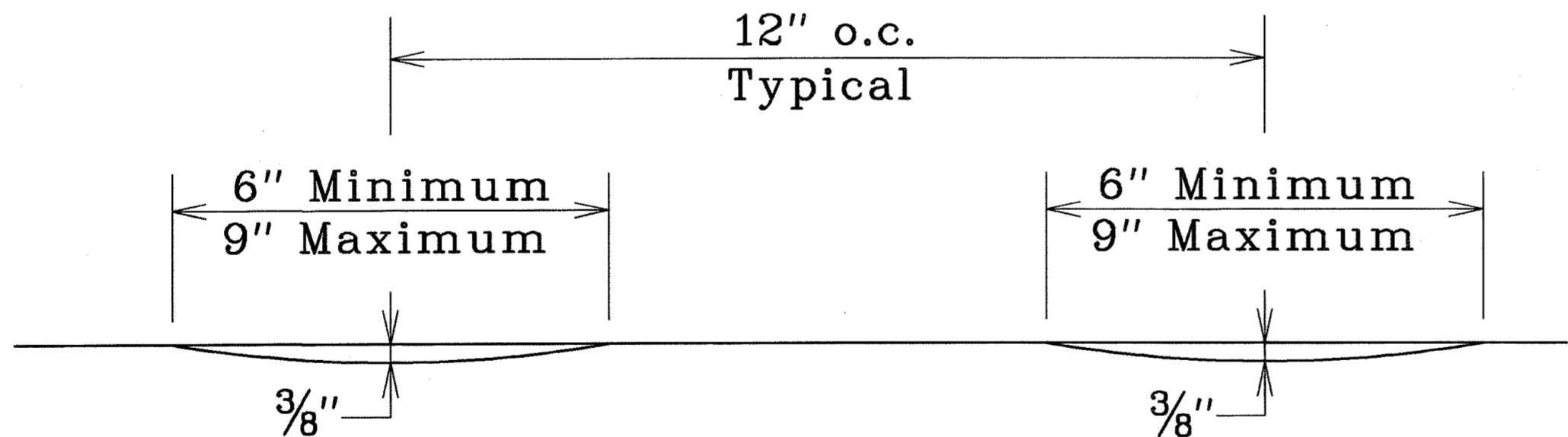
FED. ROAD DIST. NO.	STATE	PROJ. NO.	FISCAL YEAR	SHEET NO.	TOTAL SHEETS
HAWAII	HAW.	130B-01-07	2007	25S-1	29



PLAN - MILLED RUMBLE STRIP
Not to Scale



LONGITUDINAL SECTION
Not to Scale



CROSS SECTION
Not to Scale

SHOULDER RUMBLE STRIP NOTES:

1. The method of constructing the milled rumble strip shall be submitted to the DOT Engineer for acceptance prior to installation.
2. The construction of the milled rumble strip shall not be paid for separately. The installation of the rumble strip and 6" white stripe shall be considered incidental to the included in the cost for A.C. paving.
3. Rumble strips shall be installed along all shoulders, except at right turn deceleration and acceleration lanes, as noted on the plans.
4. Do not place Type "C" markers with 2 feet of the 13 feet rumble strip opening.
5. Rumble strips are to be installed after the edge of pavement stripe and before the installation of the Type "C" markers.
6. Whenever existing shoulder rumble strips are disturbed, the shoulder rumble strip(s) shall be replaced exactly in the same location(s) as constructed on the ground, no alterations will be allowed.

NOTE:

Shoulder rumble strips should not be used unless 5 feet of clear shoulder width for bicycle use is available between the rumble strips and the outer edge of the paved shoulder.

Note: This tracing prepared during "As-Built" posting.

LEGEND FOR AS-BUILT POSTINGS

	Squiggly line for as-built deletion
	Double line for as-built deletion
Roadway	Text for as-built posting

STATE OF HAWAII
DEPARTMENT OF TRANSPORTATION
HIGHWAYS DIVISION

**SHOULDER RUMBLE STRIP
DETAILS AND NOTES**
KEA'AU-PAHOA ROAD
HIGHWAY ACCESS IMPROVEMENTS
Maku'u Farmer's Market
Project No. 130B-01-07
Scale: As Noted Date: March 2007

SHEET No. 1 OF 1 SHEETS

"AS-BUILT"

C.O. 25S-1