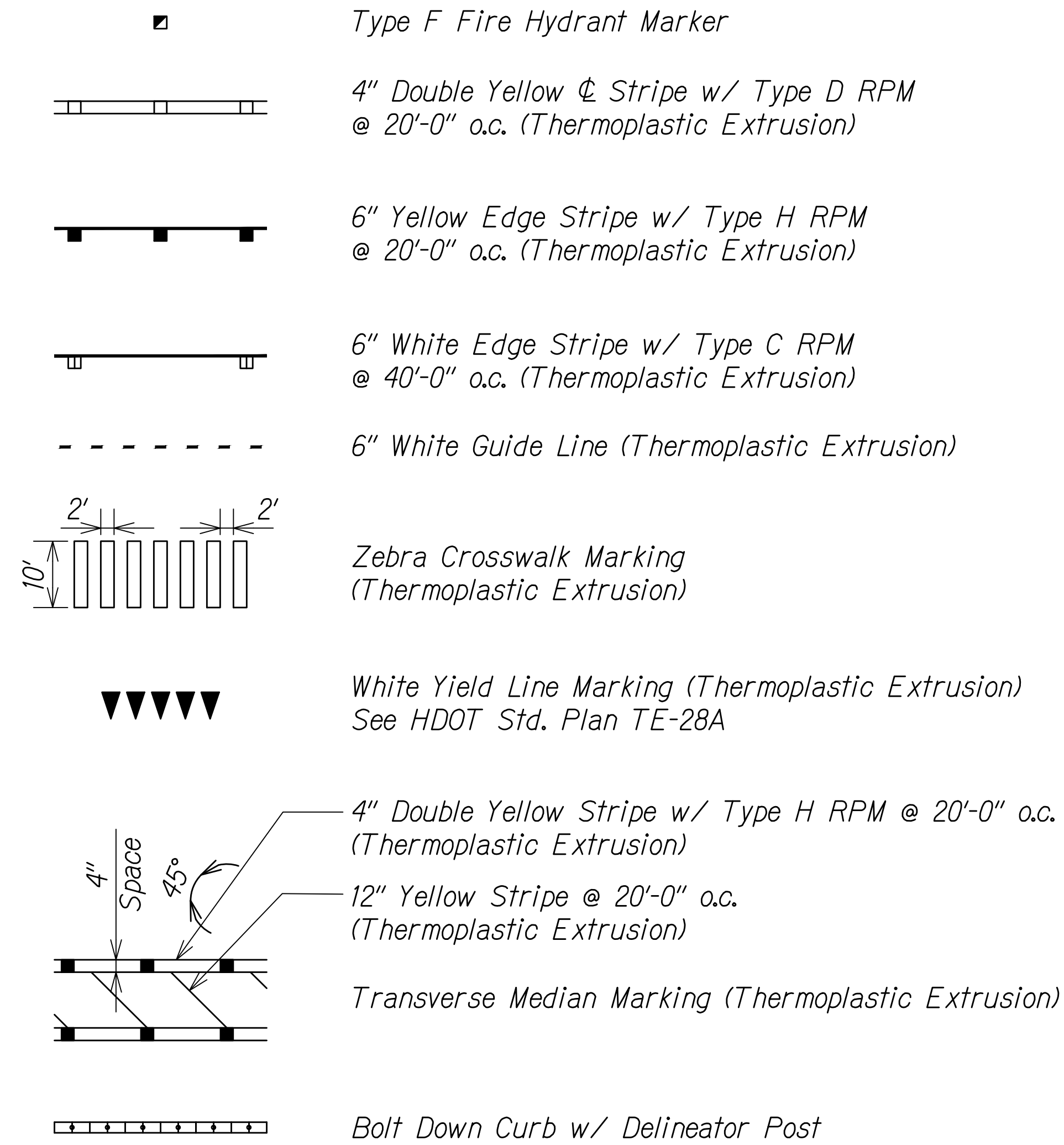


FED. ROAD DIST. NO.	STATE	FED-AID PROJ. NO.	FISCAL YEAR	SHEET NO.	TOTAL SHEETS
HAWAII	HAW.	STP-0130(27)	2021	63	116

### PAVEMENT MARKING LEGEND:



### SIGNING AND PAVEMENT MARKING NOTES:

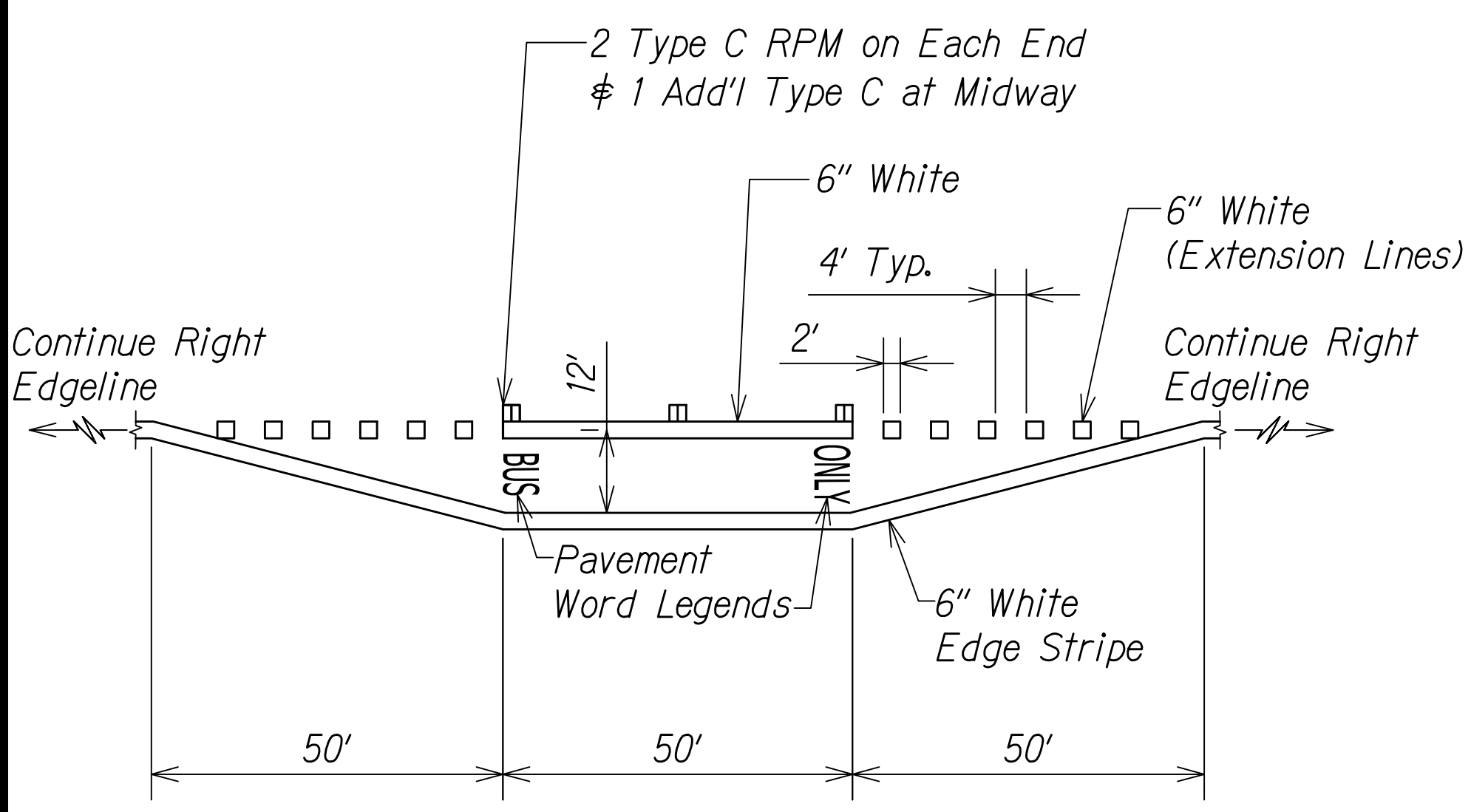
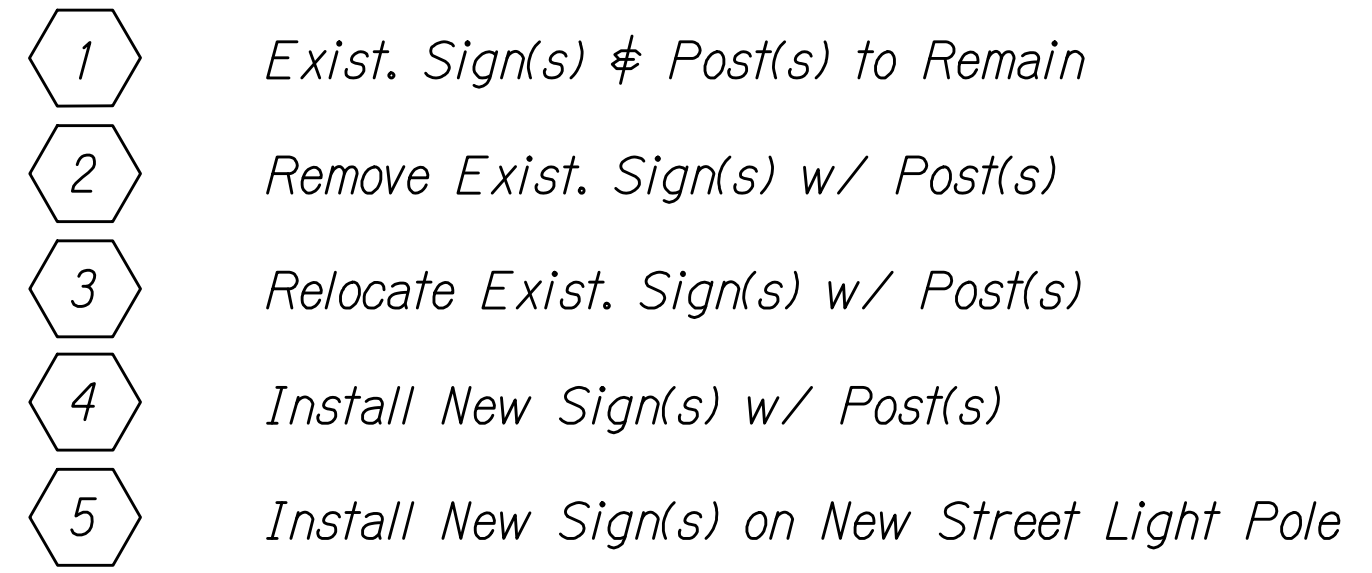
- Layout of pavement markings and striping shall be done by the Contractor and approved by the Engineer prior to any installation work.
- Existing pavement markings and striping not incorporated in the final traffic pattern shall be removed as directed by the Engineer. The removal of the existing pavement markings shall not be paid for separately and shall be considered incidental to the various pavement marking items.
- Raised pavement markers shall not be installed within the crosswalks.
- Final locations of all signs shall be approved by the Engineer prior to any installation work.
- Existing signs not shown on these plans shall remain as posted unless otherwise directed by the Engineer. Removal and disposal of existing signs and/or posts as designated on these plans or directed by the Engineer shall not be paid for and shall be considered incidental to the various signing items.
- Final locations of all stop lines shall be approved by the Engineer prior to installation.
- All pavement striping shall be as noted on the legend or plans.
- Removal of existing delineators and posts as directed by the Engineer shall be considered incidental to the various signing items.
- Existing signs that are to be replaced shall not be removed until new signs are installed as replacements, or the messages are no longer necessary.
- Backing for all new regulatory and warning signs shall not be spliced.
- All sign panels shall conform to the latest and adopted editions and amendments of the following FHWA publications:
  - "Manual on Uniform Traffic Control Devices for Street and Highways" (MUTCD)
  - "Standard Highway Signs"
  - "Standard Alphabet for Highway Signs"
- Sign messages shall be as indicated on the plans.
- All new and relocated signs and markers installed on pipe post or light standard are to be mounted with band brackets and steel braces.
- The Contractor shall erect at the beginning of the project and at the end of the project advance construction warning signs as indicated on the plans or as directed by the Engineer for the duration of the highway project and shall be maintained by the Contractor. These signs shall be placed in addition to the required traffic control signs called for in Section 645-Work Zone Traffic Control. The advance construction warning signs shall be new and become the property of the State. The Contractor shall remove, clean, and deliver the signs and posts to the Hawaii District Baseyard or as directed by the Engineer at the end of the project.
- For raised pavement markers, guide lines, pavement words and standard pavement arrows, see HDOT Std. Plans TE-26, TE-28, TE-29, TE-30 and TE-31.

- For sign height, location, mounting and installation, see HDOT Std. Plans TE-01, TE-01A, TE-02A, TE-02B, TE-02C, TE-03B, TE-16 and Sht. 75. For roundabout directional arrow sign, mounting height of the sign shall be at least 4 feet per MUTCD Section 2B.43. For destination sign posts, see HDOT Std. Plans TE-20, TE-20A, TE-20B, TE-20C and TE-23.
- Install reflector markers (RM-3) on all new sign posts, Type II object markers (OM2-2H) on all wood poles, and post-mounted Type II object markers (OM2-2V) on all metal poles, see HDOT Std. Plan TE-14 and TE-15.
- All sign posts shall be painted safety yellow (or green for destination signs) as directed by the Engineer. This work shall be considered incidental to the various signing items and shall not be paid for separately.


### SIGNING LEGEND:



### SIGNING KEY:



TYPICAL BUS BAY PAVEMENT MARKINGS



THIS WORK WAS PREPARED BY ME OR UNDER MY SUPERVISION AND CONSTRUCTION OF THIS PROJECT WILL BE UNDER MY OBSERVATION.

*Rodney R. McKinney* 04/30/22  
SIGNATURE EXPIRATION DATE OF THE LICENSE

STATE OF HAWAII  
DEPARTMENT OF TRANSPORTATION  
HIGHWAYS DIVISION

**PAVEMENT MARKING AND SIGNING LEGEND AND NOTES**

KEAAU-PAHOA ROAD  
INTERSECTION IMPROVEMENTS  
at Orchidland Drive & Makuu Drive  
Federal-Aid Project No. STP-0130(27)

Scale: N/A Date: Sept, 2020

SHEET No. 1 OF 1 SHEETS

C:\\_CIVIL\_3D\_PROJECTS\2022\_153.000\_KEAAU-PAHOA\_RD\_IMPR\_RTE130\ROUNDABOUT DESIGN\01 CIVIL DRAWINGS\02 ORCH AND MAKUU\063 PAVT MARKING LEGEND AND NOTES.DWG 8/26/2020 10:13 AM KSAW